

HEAVY FLAVOUR PRODUCTION AT HERA

S. MIGLIORANZI

for the H1 and ZEUS collaborations

*DESY, 85 Notkestrasse,
Hamburg 22607, Germany*

Studies of charm and beauty production in ep collisions with a center-of-mass energy of 318 GeV are reported from the two HERA collaborations, H1 and ZEUS. The analyses make use of both the HERA-I data sample recorded between 1996 and 2000 and a sample from HERA-II, which started in 2003. The cross sections measured by both H1 and ZEUS experiments are compared with next-to-leading order QCD calculations. The measurement of the charm and beauty contributions to the proton structure function is also presented. The comparison to next-to-next-to-leading order (NNLO) calculations shows agreement within the errors.

1 Introduction

Heavy quark production processes provide a powerful insight into the understanding of Quantum Chromodynamics. The large mass of the heavy quark makes the perturbative calculations reliable, even for total cross sections, by cutting off infrared singularities and by setting a large scale at which the strong coupling can be evaluated. At HERA heavy flavour production is possible both in photoproduction and deep inelastic scattering (DIS) reactions, the latter having dramatically smaller cross sections. While in photoproduction the photon virtuality Q^2 is very small ($Q^2 \sim 0$), and the photon is almost real, in DIS Q^2 can reach values much higher than the squared quark mass m_q^2 . In direct-photoproduction processes the quasi-real photon enters directly in the hard interaction whilst in resolved-photoproduction processes the photon acts as a source of partons that take part in the hard interaction.

The dominant process for heavy quark production in DIS and in direct photoproduction in ep -collisions at HERA is the boson-gluon fusion (BGF) mechanism, $\gamma g \rightarrow Q\bar{Q}$. At leading order (LO), the BGF process is directly sensitive to the gluon content of the proton. In resolved photoproduction it is necessary to also consider quark excitation diagrams, $Qg \rightarrow Qg$, where the heavy quarks originate from the photon, and the gluon-gluon fusion, $gg \rightarrow Q\bar{Q}$. In photoproduction both the direct and the resolved components contribute to heavy quark production. Calculation tools are available up to next-to-leading order (α_s^2 , NLO) in the form of Monte Carlo integration programs^{1,2}. They use the massive scheme³ in which u , d and s are the only active flavours in the proton, and charm and beauty are dynamically produced in the hard scatter. In another (massless) approach, beauty and charm are treated as massless and included in the PDFs. The HERA measurements shown here are compared to massive and massless NLO QCD predictions.

2 Charm Production

The most recent results by the H1 collaboration regarding the $D^{*\pm}$ photoproduction⁴ used a data sample five times larger than in the previous publications⁵. The D^* meson was detected via the decay channel $D^{*+} \rightarrow D^0 \pi_s^+ \rightarrow K^- \pi^+ \pi_s^+$. Details of the heavy quark production process were investigated by studying events with a jet not containing the D^* meson ($D^* + jet$). In Fig. 1(left) the measured differential cross section as a function of the transverse momentum of the D^* , $p_T(D^*)$, is compared to NLO calculations based on the massive scheme^{6,7} (FMNR) and a general-mass variable-flavour-number scheme^{8,9} (GMVFNS). The cross section falls steeply with increasing $p_T(D^*)$ as predicted by all calculations. In Fig. 1(right) the differential cross section as a function of the difference in the azimuthal angle between the D^* and the other jet $\Delta\phi(D^*, jet)$ is shown. The results are compared with NLO prediction from FMNR and with predictions based on the zero-mass variable-flavour-number scheme^{10,11} (ZMVFN). A large fraction of the produced $D^* + jet$ combinations deviates from a back-to-back configuration. The NLO calculations are not able to describe the small $\Delta\phi$ behaviour of the data, indicating the presence of higher order contributions in this particular region.

Recent results on D^* production in DIS by the ZEUS Collaboration¹² are shown in Fig.

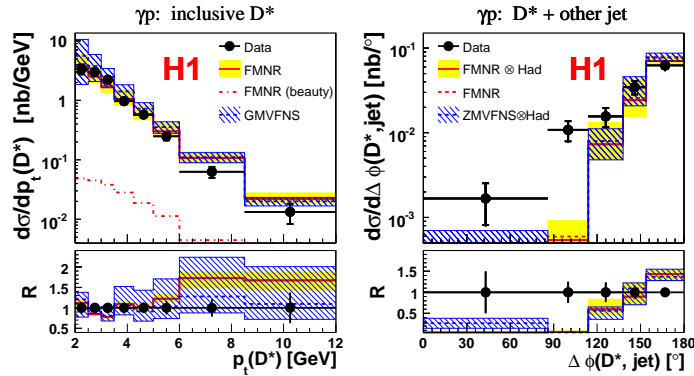


Figure 1: (left) Inclusive D^* cross sections as a function of $p_T(D^*)$ compared with the NLO predictions based on FMNR and GMVFNS. (right) $D^* + jet$ cross section as a function of $\Delta\phi(D^*, jet)$ compared with FMNR and ZMVFN.

2(left). The differential cross section in Q^2 is compared to the previous HERA-I result¹³. Good agreement is seen for the entire Q^2 range over which the differential cross section falls by about four orders of magnitude. The cross section is reasonably well described by the NLO calculation which use the ZEUS NLO QCD fit. In (Fig. 2)(left) also shown are the ZEUS results on the D^* cross section in the range $0.05 < Q^2 < 0.7 \text{ GeV}^2$ ¹⁴. The beampipe calorimeter of ZEUS was used for the measurement of the scattered lepton, which allows the first measurement of the transition region between photoproduction and DIS. The NLO calculations describe well also this region.

3 Beauty Measurements

H1 has recently measured charm and beauty cross sections using a fit to the lifetime signature of charged particles in jets¹⁵. This inclusive method yields measurements of differential cross sections that extend to larger values of transverse momenta than in previous HERA analyses, in which leptons from beauty quark decays were used to measure beauty cross sections. Fig. 3 shows the measured cross sections as a function of the transverse momentum, p_T^{jet1} , of the leading

^aCharge conjugate states are implicitly implied.

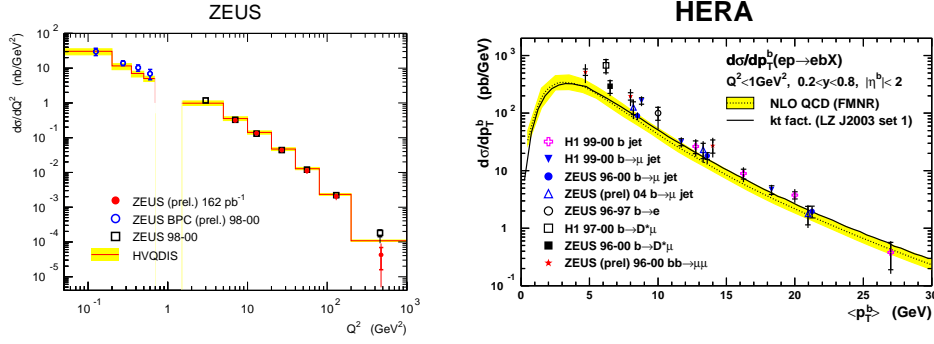


Figure 2: (left) Differential D^* cross section as a function of Q^2 compared to the NLO calculation of HVQDIS. The HERA-II data (solid points) are shown compared to the most recently published ZEUS measurements (open squares). The solid line gives the predictions from the ZEUS NLO QCD fit for $m_c = 1.35$ GeV with the shaded band indicating the uncertainty in the prediction. The results using the BPC data are also reported (open circles). On the right the summary of the latest beauty cross section measurements using different tagging techniques by ZEUS and H1 is shown.

jet. Taking into account the theoretical uncertainties, the beauty cross sections are consistent both in normalisation and shape with a perturbative QCD calculation to next-to-leading order. In Fig. 2(right) a summary of the beauty cross section measurements from both H1 and ZEUS

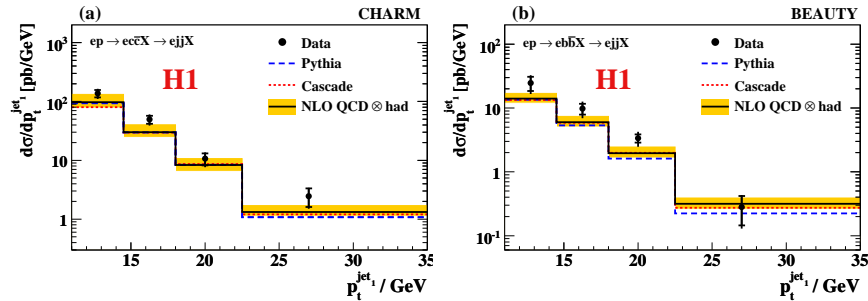


Figure 3: Differential charm and beauty PHP cross sections $d\sigma/dp_T^{jet1}$ for the process $ep \rightarrow e(c\bar{c} \text{ or } b\bar{b})X \rightarrow e j j X$. The solid lines indicate the prediction from NLO QCD, corrected for hadronization effects, and the shaded band shows the estimated uncertainty. The absolute predictions from PYTHIA and CASCADE are also shown.

collaborations using different tagging methods is reported. At low transverse momentum values, the data tends to be slightly above the NLO QCD predictions. In this region the cross sections are extracted using double tagging techniques which allow to lower the kinematic threshold due to lower background. HERA II data will be needed to improve the cross section determination in the low- and high- p_T region.

4 $F_2^{c\bar{c}}$ and $F_2^{b\bar{b}}$

Measurements of the charm and beauty contributions to the inclusive structure function F_2 have been performed recently at HERA. The measurement of $F_2^{c\bar{c}}$ and $F_2^{b\bar{b}}$ has been done in a kinematic region where the extrapolation needed to correct for the full phase space is as small as possible. In Fig. 4(left) a summary of the $F_2^{c\bar{c}}$ measurements as a function of Q^2 for different x values is shown. The measurement of $F_2^{b\bar{b}}$ has been performed by ZEUS for the first time. In Fig. 4(right) $F_2^{b\bar{b}}$ measured by the two experiments are compared with theoretical predictions, based on fixed-flavour and variable-flavour number schemes; a first NNLO calculation is also reported in the figure. The measurements from the two experiments are compatible within the errors and in agreement with the theory.

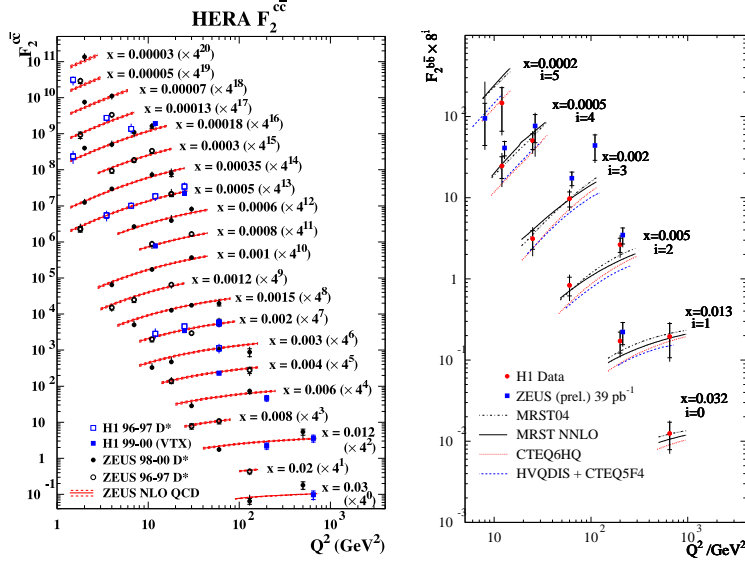


Figure 4: (left) $F_2^{c\bar{c}}$ and (right) $F_2^{b\bar{b}}$ measurements as a function of Q^2 for different x values.

5 Summary

Recent results on beauty and charm production in ep collisions have been presented. The NLO QCD predictions describe well the charm data in a large range of Q^2 , including the transition region between PHP and DIS. The beauty data agree with the NLO predictions at high- p_T whilst at low- p_T there is a tendency of the data to be slightly above the central NLO predictions. The latest measurements of the $F_2^{c\bar{c}}$ and $F_2^{b\bar{b}}$ have been reported.

References

1. S. Frixione *et al.*, *Phys. Lett. B* **348**, 633 (1995).
2. B. W. Harris and J. Smith, *Phys. Rev. D* **56**, 2806 (1998).
3. S. Frixione *et al.*, *Nucl. Phys. B* **454**, 3 (1995); S. Frixione *et al.*, *Phys. Lett. B* **348**, 653 (1995)
4. A. Aktas *et al.*, [H1 collaboration], Accepted by *Eur. Phys. J. C*, [hep-ex/0608042].
5. C. Adloff *et al.*, [H1 collaboration], *Nucl. Phys. B* **545**, 21 (1999), [hep-ex/9812023].
6. S. Frixione, P. Nason, and G. Ridolfi, *Nucl. Phys. B* **454**, 3 (1995).
7. S. Frixione *et al.*, *Phys. Lett. B* **348**, 633 (1995).
8. B.A. Khniel *et al.*, *Phys. Rev. D* **71**, 014018 (2005), [hep-ph/0410289].
9. B.A. Khniel *et al.*, *Phys. Rev. C* **41**, 199 (2005), [hep-ph/0502194].
10. B.A. Khniel, *Hadron Production in Hadron Hadron and Lepton Hadron Collisions*, in *14th Topical Conference on Hadron Collider Physics*, eds. M. Erdmann and T. Muller, pp. 161-170. Springer, Heidelberg, 2003, [hep-ph/0211008].
11. G. Heinrich and B.A. Kniehl, *Phys. Rev. D* **70**, 094035 (2004), [hep-ph/0409303].
12. S. Chekanov *et al.*, [ZEUS collaboration], preliminary ICHEP 2006.
13. S. Chekanov *et al.*, [ZEUS collaboration], *Phys. Rev. D* **69**, 012004 (2004).
14. S. Chekanov *et al.*, [ZEUS collaboration], DESY-07-012.
15. A. Aktas *et al.*, *Eur. Phys. J. C* **47**, 597 (2006).