

Activated dynamics and effective temperature in a steady state sheared glass

Thomas Haxton and Andrea J. Liu

Department of Physics and Astronomy, University of Pennsylvania

(Dated: June 21, 2024)

We conduct nonequilibrium molecular dynamics simulations to measure the shear stress σ and effective temperature T_{eff} of a sheared model glass as a function of bath temperature T and shear strain rate $\dot{\gamma}$. For T above the glass transition temperature T_0 , the rheology approaches a Newtonian limit and $T_{\text{eff}} \rightarrow T$ as $\dot{\gamma} \rightarrow 0$, while for $T < T_0$, σ approaches a yield stress and T_{eff} approaches a limiting value near T_0 . In both the high T , high $\dot{\gamma}$ shear thinning regime and the low T regime, we find that σ has an Arrhenius dependence on T_{eff} . This indicates that shear-induced fluctuations characterized by T_{eff} facilitate shear flow by activating hopping over energy barriers.

PACS numbers: 05.70.Ln, 64.70.Pf, 83.50.Ax

When a liquid is quenched through the glass transition temperature T_0 , it falls out of equilibrium and becomes a glass. Below T_0 , the thermal energy is insufficient for the system to surmount energy barriers on accessible time scales, so the glass explores relatively few configurations. However, if the glass is held in contact with a thermal reservoir and sheared at a fixed rate, it can reach a steady state in which it explores many different minima in the energy landscape, even if the temperature of the reservoir is well below T_0 [1]. The steadily sheared glass is far from equilibrium: energy is continually supplied on long time and length scales via the boundaries, and is removed on short scales by the thermal reservoir. Nonetheless, simulations show that fluctuations in such systems are well described by an effective temperature T_{eff} that is higher than the bath temperature [2, 3, 4], as predicted theoretically [5]. Nine different definitions yield a common value of T_{eff} [2, 3, 4, 6, 7, 8], providing strong numerical evidence for the utility of the concept. Most recently, Ilg and Barrat [4] showed that T_{eff} controls activated transition rates of a test probe consisting of a dimer connected by a double-well potential, embedded in a sheared model glass. The rate of crossing the energy barrier separating the two wells has an Arrhenius form $\exp(-\Delta E/T_{\text{eff}})$, where T_{eff} is consistent with previous definitions.

In this paper, we shift the focus from testing the validity of effective temperature to examining its importance for materials properties. We show that T_{eff} plays a critical role in fluidizing a glass. We find an Arrhenius relationship between shear stress and T_{eff} that holds for a wide range of bath temperatures and strain rates. This suggests that T_{eff} activates the particle rearrangements necessary for flow, just as thermal fluctuations do in an equilibrium liquid. The finding that mechanical yielding can be described by an Arrhenius process supports the idea that a common framework might describe unjamming by mechanical forcing and by temperature [9].

Since T_{eff} controls activation rates, it should serve as the noise or disorder temperature employed in the soft glassy rheology [10] and shear transformation zone (STZ) [11] theories of amorphous plasticity and plastic

flow. Most of these theories have treated the noise or disorder temperature as a fixed parameter. Here, we compare our results to an STZ theory by Lemaître that treats the effective temperature self-consistently [12]. We show that a modification of Lemaître's formulation yields steady state solutions with our observed Arrhenius relationship between shear stress and T_{eff} .

Our simulation model is a two-dimensional glass-forming liquid composed of disks interacting via a purely repulsive harmonic potential [3]. We study 50:50 mixtures of disks of diameter ratio 1 : 1.4 and equal mass. The area fraction is fixed at $\phi = 0.9$. Most of the results are based on simulations of 400 disks, but we carried out simulations of up to 6400 disks to confirm that none of these results have any appreciable system size dependence. Units in this paper are measured with the smaller particle diameter, the interaction spring constant, the particle mass, and the Boltzmann factor set equal to 1. This yields a unit time period on the order of a binary collision time. We uniformly and steadily shear the system at a strain rate $\dot{\gamma}$ and couple the system to a heat bath at temperature T by solving the Sllod equations of motion with Lees-Edwards periodic boundary conditions and a Gaussian thermostat [13]. We integrate these equations using a fourth-order Gear corrector-predictor algorithm with a time step of 0.01. We obtain the same results with a Nosé-Hoover thermostat. We use between five and twenty simulation runs for each set of $(T, \dot{\gamma})$. For each simulation, we collect data over at least nine strain units after an equilibration period of several strain units.

We measure T_{eff} from the relation between the static linear response and the variance of the pressure [7, 13]. In equilibrium at fixed N, T , and A , this relation is

$$\frac{A}{T} \langle (\delta p)^2 \rangle = A \left(\frac{\partial \langle p \rangle}{\partial A} \right)_T + \langle p \rangle + \frac{\langle x \rangle}{A}, \quad (1)$$

where p is the pressure, A is the area, and x is the hypervirial as defined in [13]. T_{eff} is defined by replacing T with T_{eff} in the left hand side of Eq. (1). We measure $\partial \langle p \rangle / \partial A$ by running simulations at $\phi = 0.897$ and $\phi = 0.903$, using the same protocol and a similar quan-

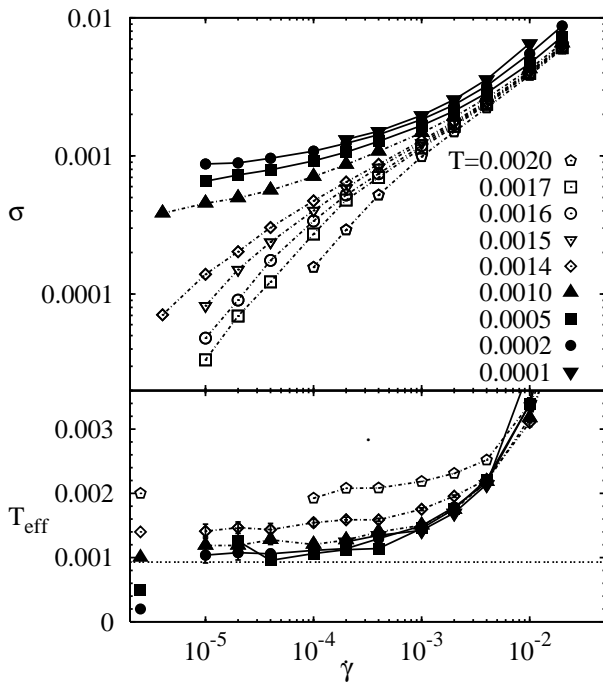


FIG. 1: σ (a) and T_{eff} (b) vs. $\dot{\gamma}$ for several bath temperatures. In all figures, dashed lines and open points indicate $T > T_0$, where T_0 is determined by the Vogel-Fulcher fit to the equilibrium viscosity. Solid lines and solid points indicate $T < T_0$, and dashed lines and solid points indicate $T \approx T_0$. In (b), the horizontal line indicates T_0 , while the isolated points near the left axis indicate the values of T .

tity of simulations as for $\phi = 0.9$. Measurements from this definition have been compared to those from many other definitions of T_{eff} for a zero-temperature sheared foam [7]. We find that T_{eff} is consistent with less precise measurements of T_{eff} defined by the Green-Kubo relation for shear viscosity [7, 13]. O'Hern et al. [3] showed that T_{eff} from pressure fluctuations agrees with that derived from the time-dependent linear response of density fluctuations [2] over a range of parameters for the system we use. We also find consistency between these two definitions, except at very low strain rates where the logarithmic time-dependence of the diffusivity, expected in two dimensions [14], is apparent within the time scale of the density correlation function. This long-time tail does not affect the viscosity because at the high area fraction and low temperatures studied, the kinetic contribution to the viscosity is much smaller than the potential contribution.

Figure 1 shows the measured quantities, stress σ and effective temperature T_{eff} , as functions of bath temperature T and strain rate $\dot{\gamma}$. Figure 1(a) shows a bifurcation of σ about a critical temperature at low $\dot{\gamma}$, similar to what has been observed in experiments [15] and earlier simulations [2] of sheared glass. Bifurcations about a critical volume fraction have been observed in experiments on colloids [16] and emulsions [17] and in simulations of

granular packings [18]. For $T \geq 0.0014$ (open symbols), the shear stress vanishes in Newtonian fashion as $\eta_{\text{eq}} \dot{\gamma}$ as $\dot{\gamma} \rightarrow 0$. We define the equilibrium viscosity η_{eq} by fitting the shear viscosity $\eta(\dot{\gamma}) \equiv \sigma/\dot{\gamma}$ to the phenomenological Cross equation [19], $\eta(\dot{\gamma}) = \eta_{\infty} + (\eta_{\text{eq}} - \eta_{\infty})/(1 + (\tau\dot{\gamma})^m)$. We find exponents m between 0.7 and 1.0. The Vogel-Fulcher form provides a good fit to η_{eq} :

$$\eta_{\text{eq}} = \eta_{\infty} \exp[E_{VF}/(T - T_0)], \quad (2)$$

with $T_0 = 0.0009 \pm 0.0001$ and $E_{VF} = 0.0023 \pm 0.0002$. This fit appears as a dotted line in Fig. 2.

In contrast, we observe yield stress rheology [10] for $T \leq 0.001 \approx T_0$ (solid symbols). We find $\sigma - \sigma_{\text{yield}} \propto \dot{\gamma}^b$ over the lowest two decades of $\dot{\gamma}$ that our simulation can access, with the exponent b ranging between 0.4 ($T = 0.001$) and 0.6 ($T = 0.0002$), similar to that observed in emulsions [17]. This implies that the viscosity diverges as $\eta = \sigma/(\sigma - \sigma_{\text{yield}})^{1/b}$ as σ approaches σ_{yield} . Note, however, that the accuracy of the extrapolation to $\dot{\gamma} = 0$ is limited by the range of accessible strain rates. Thus, σ_{yield} represents the apparent yield stress on the time scale of our simulation, just as T_0 represents the apparent glass transition temperature.

Figure 1(b) shows the dependence of T_{eff} on T and $\dot{\gamma}$. For all T , T_{eff} approaches a limiting value in the quasistatic limit, $\dot{\gamma} \rightarrow 0$. For $T > T_0$, that limiting value is simply T . However, for $T < T_0$, T_{eff} appears to saturate to a value $T_{\text{eff},0}$ near T_0 [7]. Such a saturation of T_{eff} at low $\dot{\gamma}$ has been observed in experiments on sheared granular packings [20, 21]. This apparent quasistatic limit suggests that $T_{\text{eff},0}$ is a property of the unsheared glass at bath temperature T , describing the disorder associated with different minima in the energy landscape [22].

In Fig. 2, we compare the approach to jamming as $T \rightarrow T_0$ with the approach at fixed $T < T_0$ and $\dot{\gamma} \rightarrow 0$, parameterizing the latter approach by T_{eff} rather than $\dot{\gamma}$. The dependence of η on $1/T_{\text{eff}}$ is qualitatively similar to that of η_{eq} on $1/T$ [23] and is well fitted by the Vogel-Fulcher form, Eq. (2), with η and T_{eff} replacing η_{eq} and T . The fit parameters η_{∞} and E_{VF} differ from their equilibrium

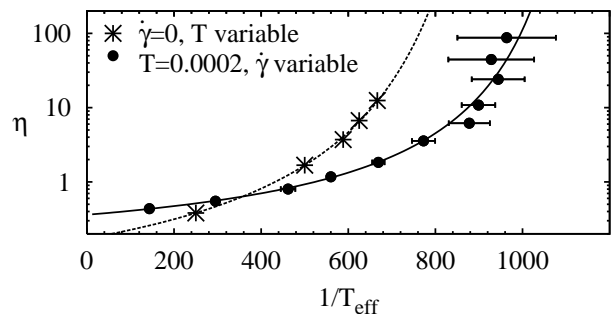


FIG. 2: η_{eq} vs. $1/T$ (stars) and η vs. $1/T_{\text{eff}}$ for $T = 0.0002$ and several values of $\dot{\gamma}$ (solid circles). The curves are the best fit to the Vogel-Fulcher equation.

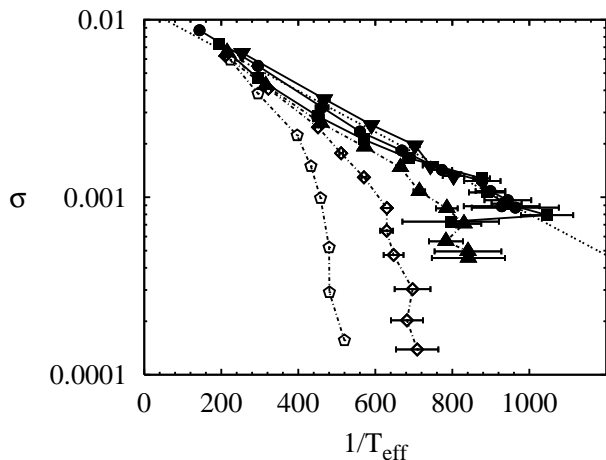


FIG. 3: σ vs. $1/T_{\text{eff}}$ for several bath temperatures and strain rates (same key as in Fig. 1). The straight dotted line is a fit to an exponential form $\sigma = \sigma_0 \exp(-\Delta E/T_{\text{eff}})$ for the three lowest bath temperatures.

counterparts, but the location of the extrapolated divergence in viscosity, $T_{\text{eff},0} = 0.0008 \pm 0.0001$, is comparable to that for the unsheared system $T_0 = 0.0009 \pm 0.0001$.

Figure 3 demonstrates that shear-induced fluctuations at bath temperatures below T_0 unjam the glass by activating configurational rearrangements. In Fig. 3, the stress σ varies between two limits, depending on T and $\dot{\gamma}$. For $T > T_0$ and $\dot{\gamma} \rightarrow 0$, the shear stress approaches the Newtonian limit, $\sigma = \eta_{\text{eq}}\dot{\gamma}$, while T_{eff} approaches T . In this regime, thermal fluctuations T dominate over shear-induced ones. However, for $T \ll T_0$ and any $\dot{\gamma}$, or for $T \gtrsim T_0$ and high $\dot{\gamma}$, the system crosses over to another regime, where shear-induced fluctuations dominate over thermal ones. In this shear-driven regime, σ is independent of T and depends on $\dot{\gamma}$ only through T_{eff} . The dependence of σ on T_{eff} follows the simple Arrhenius form

$$\sigma \approx \sigma_0 \exp(-\Delta E/T_{\text{eff}}), \quad (3)$$

represented by a dotted line in Fig. 3. The collapse of the data from different bath temperatures onto this same curve indicates that the activated dynamics are controlled by T_{eff} , not T . In the shear-driven regime, the height of the energy barrier, $\Delta E = 0.0028 \pm 0.0001$, is independent of T and $\dot{\gamma}$. Its value is comparable to the estimated high-temperature barrier height from the Vogel-Fulcher fit to the equilibrium viscosity, $E_{VF} = .0023 \pm .0002$. The correspondence between σ and T_{eff} suggests that the existence of a finite yield stress would imply a nonzero quasistatic value of $T_{\text{eff},0}$. In addition, the super-Arrhenius behavior of the viscosity as a function of T_{eff} shown in Fig. 2 apparently originates from Eq. (3) and the divergence in $\eta \approx \sigma_{\text{yield}}/\dot{\gamma}$ as $\dot{\gamma} \rightarrow 0$.

The Arrhenius relationship, Eq. (3), suggests an appealingly simple scenario. We assume that the power per unit area supplied globally by shearing, $\sigma\dot{\gamma}$, is used to

overcome local energy barriers of height ΔE at a rate of R crossings per unit area per unit time. Setting $\sigma\dot{\gamma} = R\Delta E$ and imposing the observed Eq. (3), we find

$$R = R_0 \dot{\gamma} \exp(-\Delta E/T_{\text{eff}}), \quad (4)$$

with $R_0 = \sigma_0/\Delta E = 4 \pm 1$. In other words, the rate of barrier crossing is Arrhenius in T_{eff} with an attempt frequency proportional to the strain rate $\dot{\gamma}$. Local rearrangements whose rate scales with $\dot{\gamma}$ are observed in foam experiments [24] and simulations [25], as well as in athermal quasistatic simulations of soft disks [26].

Our results place constraints on the possible forms of shear transformation zone theory. According to STZ theory [11], there exist small clusters of particles (STZs) that are particularly susceptible to plastic deformation in the presence of shear stress in a given direction. For two-dimensional systems under simple shear, STZs are assumed to exist in either of two states. Positive (negative) σ biases zones to be in the $+$ ($-$) state. The evolution of the state populations are determined by the equations

$$\dot{n}_{\pm} = R_{\mp} n_{\mp} - R_{\pm} n_{\pm} - \sigma \dot{\gamma} (A_{+} n_{+} - A_{-} n_{-}). \quad (5)$$

Thus, zones switch states at rates R_{\pm} and are created and annihilated at rates (set by constants A_{\pm} and A_a) proportional to the supplied power. Macroscopic flow arises from the average motion of the zones, $\dot{\gamma} = A_0(R_{-}n_{-} - R_{+}n_{+})$. The STZ equations are closed by specifying how the rates R_{\pm} depend on shear stress and fluctuations, which we quantify by the effective temperature. The switching rates are assumed to have an Arrhenius dependence on T_{eff} . In the absence of stress, the rates R_{+} and R_{-} should be identical; it is therefore assumed that σ biases R_{\pm} in the direction of the stress. Assuming that the T_{eff} and σ dependences factor [12],

$$R_{\mp} \propto [1 \pm f(\sigma)] \exp(-E_R/T_{\text{eff}}), \quad (6)$$

where $f(\sigma)$ is a bias function.

In most versions of STZ theory, T_{eff} , or alternatively the free volume, is treated as a fixed parameter. In a sheared glass, however, the fluctuations characterized by T_{eff} are generated by the flow; we cannot control T_{eff} independently from $\dot{\gamma}$ and T . To take this into account, Lemaître introduced a kinetic equation that self-consistently generates free volume [12]. Substituting T_{eff} for free volume, the equation reads

$$\dot{T}_{\text{eff}} \propto \sigma \dot{\gamma} - A_r \exp(-E_1/T_{\text{eff}}), \quad (7)$$

where E_1 and A_r are constants. The first term gives a heating rate proportional to the work done on the system. The second term describes the activated process of relaxing to a state with fewer fluctuations (lower T_{eff}). Eq. (7) has been used to describe shear-banding [27]. We contend that the second term should depend on the rate $\dot{\gamma}$ at which the system explores new configurations:

$$\dot{T}_{\text{eff}} \propto \sigma \dot{\gamma} - B_r \dot{\gamma} \exp(-E_1/T_{\text{eff}}). \quad (8)$$

In steady state, Eq. (8) yields $\sigma = B_r \exp(-E_1/T_{\text{eff}})$, consistent with Eq. (3). The constitutive relation is

$$\dot{\gamma} \propto \sigma^{E_R/E_1-1} [\sigma f(\sigma) - \sigma_{\text{yield}} f(\sigma_{\text{yield}})], \quad (9)$$

where σ_{yield} is the solution to $A_c A_0 \sigma_{\text{yield}} f(\sigma_{\text{yield}}) = 1$. The bias function $f(\sigma)$ could be extracted from Eq. 9 if E_R/E_1 were known, which would require indentifying STZ's and measuring their switching rates.

The attempt frequency in Eq. (6) increases with σ , but not necessarily in proportion to $\dot{\gamma}$, consistent with results for a model two-level system [4]. On the other hand, the creation and annihilation rates in Eq. (5) are proportional to $\sigma \dot{\gamma} \propto \dot{\gamma} \exp(-E_1/T_{\text{eff}})$. Both processes must occur for the glass to flow. For some choices of constants, the total switching rate $R_- n_- + R_+ n_+$ depends strongly on $\dot{\gamma}$.

We conclude by revisiting the question of the applicability of the effective temperature concept. As mentioned earlier, nine independent definitions of temperature have been shown to yield consistent values of T_{eff} , within numerical error: the relation of density [2, 3] and pressure fluctuations [3] at nonzero wavevectors to the associated response at long times; the relation of fluctuations in the total pressure, stress, and energy to static response [3, 7]; the Einstein relation between diffusion and drag [2, 6, 7]; the derivative of entropy with respect to energy [6, 7]; the fluctuations of a low-frequency harmonic oscillator [8]; and the barrier crossing rate of a test two-level system [4]. However, there are definitions that do not yield consistent values of T_{eff} : the relation of fluctuations in the total deviatoric pressure and in the vorticity component of pressure to the response at long times [3]. Thus, the concept of effective temperature, even when restricted to long-time-scale properties [5], does not appear rigorously applicable to sheared glasses. A similar conclusion has been drawn for exactly soluble models inspired by granular gases [28]. For such models, many different definitions of temperature yield values of T_{eff} that are distinct but numerically close over a wide parameter range.

If the concept of effective temperature is not rigorously valid for sheared glasses, why would it be of any interest for these systems? Our results for the Arrhenius relationship between stress and T_{eff} provide an answer. The effective temperature critically affects materials properties. It sets the energy scale for fluctuations that kick flowing glasses over energy barriers.

We thank D. J. Durian, A. Gopinathan, K. C. Lee, S. R. Nagel, C. S. O'Hern and Y. Shokef for instructive discussions, and P. Ilg and J.-L. Barrat for showing us their results before publication. We gratefully acknowledge the support of NSF-DMR-0605044.

[1] J. Kurchan, in *Jamming and Rheology*, edited by A. J. Liu and S. R. Nagel (Taylor and Francis, London,

- 2001).
- [2] J.-L. Barrat and L. Berthier, Phys. Rev. E **63**, 012503 (2000). L. Berthier and J.-L. Barrat, J. Chem. Phys. **116**, 6228 (2002); L. Berthier and J.-L. Barrat, Phys. Rev. Lett. **89**, 095702 (2002).
- [3] C. S. O'Hern, A. J. Liu, and S. R. Nagel, Phys. Rev. Lett. **93**, 165702 (2004).
- [4] P. Ilg and J.-L. Barrat (2007), arXiv: 0704.0738.
- [5] L. F. Cugliandolo, J. Kurchan, and L. Peliti, Phys. Rev. E **55**, 3898 (1997).
- [6] H. A. Makse and J. Kurchan, Nature (London) **415**, 614 (2002); F. Q. Potiguar and H. A. Makse, Eur. Phys. J. E **19**, 171 (2006).
- [7] I. K. Ono, C. S. O'Hern, D. J. Durian, S. A. Langer, A. J. Liu, and S. R. Nagel, Phys. Rev. Lett. **89**, 095703 (2002).
- [8] T. Danino and A. J. Liu, unpublished.
- [9] A. J. Liu and S. R. Nagel, Nature (London) **396**, 21 (1998).
- [10] P. Sollich, F. Lequeux, P. Hébraud, and M. E. Cates, Phys. Rev. Lett. **78**, 2020 (1997); P. Sollich, Phys. Rev. E **58**, 738 (1998).
- [11] M. L. Falk and J. S. Langer, Phys. Rev. E **57**, 7192 (1998).
- [12] A. Lemaître, Phys. Rev. Lett. **89**, 195503 (2002).
- [13] M. P. Allen and D. J. Tildesley, *Computer Simulation of Liquids* (Oxford University Press, New York, 1987).
- [14] K. Kawasaki and J. D. Gunton, Phys. Rev. A **8**, 2048 (1973).
- [15] J. Lu, G. Ravichandran, and W. L. Johnson, Acta Mater. **51**, 3429 (2003).
- [16] H. Senff, W. Richtering, C. Norhausen, A. Weiss, and M. Ballauff, Langmuir **15**, 102 (1999); M. Zackrisson, A. Stradner, P. Schurtenberger, and J. Bergenholz, Phys. Rev. E **73**, 011408 (2006); J. J. Crassous, M. Siebenbürger, M. Ballauff, M. Drechsler, O. Henrich, and M. Fuchs, J. Chem. Phys. **125**, 204906 (2006); G. Petekidis, D. Vlassopoulos, and P. N. Pusey, J. Phys. Condens. Matter **16**, S3955 (2004).
- [17] T. G. Mason, J. Bibette, and D. A. Weitz, J. Colloid Interface Sci. **179**, 439 (1996).
- [18] P. Olsson and S. Teitel (2007), arXiv:0704.1806.
- [19] M. M. Cross, J. Colloid Sci. **20**, 417 (1965).
- [20] C. Song, P. Wang, and H. A. Makse, Proc. Natl. Acad. Sci. U.S.A. **102**, 2299 (2005).
- [21] E. I. Corwin, H. M. Jaeger, and S. R. Nagel, Nature (London) **435**, 1075 (2005).
- [22] W. Kob, F. Sciortino, and P. Tartaglia, Europhys. Lett. **49**, 590 (2000).
- [23] S. A. Langer and A. J. Liu, Europhys. Lett. **49**, 68 (2000).
- [24] A. D. Gopal and D. J. Durian, J. Colloid Interface Sci. **213**, 169 (1999).
- [25] S. Tewari, D. Schiemann, D. J. Durian, C. M. Knobler, S. A. Langer, and A. J. Liu, Phys. Rev. E **60**, 4385 (1999).
- [26] C. Maloney and A. Lemaître, Phys. Rev. Lett. **93**, 016001 (2004); C. E. Maloney and A. Lemaître, Phys. Rev. E **74**, 016118 (2006).
- [27] Y. Shi, M. B. Katz, H. Li, and M. L. Falk, Phys. Rev. Lett. **98**, 185505 (2007).
- [28] Y. Shokef and D. Levine, Phys. Rev. E **74**, 051111 (2006); Y. Srebro and D. Levine, Phys. Rev. Lett. **93**, 240601 (2004).