

Exploring holographic dark energy model with Sandage-Loeb test

Hongbao Zhang*, Wuhan Zhong, and Zong-Hong Zhu†

Department of Astronomy, Beijing Normal University, Beijing, 100875, China

Song He

Institute of Theoretical Physics, School of Physics, Peking University, Beijing, 100871, China

(Dated: September 15, 2021)

Taking into account that Sandage-Loeb test is unique in its coverage of the redshift desert and available in the near future, we explore the cosmic time evolution behavior of the source redshift for holographic dark energy model, an important competing cosmological model. As a result, we find that Sandage-Loeb test can provide a extremely strong bound on Ω_m^0 , while its constraint on another dimensionless parameter λ is weak. In addition, it is proposed here for the first time that we can also constrain various cosmological model by measuring the value of z_{max} at which the peak of redshift velocity occurs. Combining this new proposed method with the traditional Sandage-Loeb test, we should be able to provide a better constraint on λ , at least from the theoretical perspective.

PACS numbers: 98.80.-k, 98.80.Es, 98.80.Cq, 95.35.+d

I. INTRODUCTION

The recent observations of type Ia Supernovae (SN Ia) indicate that our universe is currently accelerating[1, 2]. Besides the cosmological constant, there have been other various dark energy models proposed to explain this exotic phenomenon[3, 4]. On the other hand, a renewed interest has also been stimulated towards classic cosmological tests, including the spacial geometry of our universe and the kinematics of the expansion. For example, the position of acoustic peaks in the cosmic microwave background (CMB) angular power spectrum shows the spacial curvature of the Friedmann-Lemaître-Robertson-Walker (FLRW) metric is nearly flat[5]. A similar test is also carried out by the detection of baryon acoustic oscillations (BAO) in the power spectrum of matter calculated from galaxy samples. In addition, the luminosity distance of SN Ia and other standard candles allows to provide a constraint on the value of the expansion rate at near redshifts $z < 2$ [6].

Until now, however, there are still a number of theoretical models surviving such observational tests. Thus to check the internal consistency of the underlying cosmological model and discriminate various competing candidates, some new cosmological tools have been proposed and performed, such as the lookback time to galaxy clusters, the age of the universe, and the relative ages of passively evolving galaxies[7, 8, 9, 10]. In particular, recently Corasaniti *et al.* employed Sandage-Loeb test to constrain dark energy models with high significance within the redshift desert $2 < z < 5$, where other dark energy probes are unable to provide useful information about the expansion history of our universe[11]. Later, Balbi and Quercellini extended this analysis to more general dark energy models[12]. But they all neglected to investigate an important and popular competing candidate, i.e., holographic dark energy model with Sandage-Loeb test. Thus as a further step along this line, the purpose of this paper is to explore the potential constraint on holographic dark energy model with Sandage-Loeb test.

In the subsequent section, we shall provide a brief review of holographic dark energy model, including the latest observational constraints on it. After Sandage-Loeb test is reviewed, we shall extensively investigate its potential power in constraint on holographic dark energy model, where we furthermore go beyond the traditional Sandage-Loeb test within the redshift desert to propose a new cosmological probe at low redshifts to constrain the model better. Concluding remarks are presented in the last section. In addition, as motivated by inflation, the flat FLRW universe is assumed in the following discussions.

II. HOLOGRAPHIC DARK ENERGY MODEL WITH ITS AVAILABLE OBSERVATIONAL CONSTRAINTS

Some time ago, taking into account the insightful viewpoint that the UV cut-off in effective quantum field theory is connected with the IR cut-off against the formation of black holes, Cohen *et al.* argued that if ρ_H is the zero-point energy density induced by the UV cut-off, the total energy in a region of size L should not exceed the mass of black hole of the same size, i.e., $\rho_H L^3 \leq LM_p^2$

* Current address is Perimeter Institute for Theoretical Physics, 31 Caroline st. N., Waterloo, Ontario N2L 2Y5, Canada.

† Electronic address: zhuzh@bnu.edu.cn

with the Planck mass $M_p = \frac{1}{\sqrt{8\pi G}}$ [13]. If we apply this to our universe, then the zero-point energy can serve as dark energy, referred to as holographic dark energy. As suggested by Li [14], the corresponding energy density can further be expressed as

$$\rho_H = \frac{3\lambda^2 M_p^2}{L^2}. \quad (1)$$

Here λ is a dimensionless parameter, to be determined by the future complete quantum gravity theory, and L takes the size of the future event horizon of our universe, i.e.,

$$L[a(t)] = a(t) \int_t^\infty \frac{dt'}{a(t')} = a(t) \int_{a(t)}^\infty \frac{da'}{H'a'^2}, \quad (2)$$

where a is the scale factor of our universe, t is the cosmic time and H is Hubble parameter.

Next let us consider a flat FLRW universe with a matter component ρ_m (including both baryon matter and cold dark matter) and a holographic dark energy ρ_H . Then Friedmann equation reads

$$3M_p^2 H^2 = \rho_m + \rho_H, \quad (3)$$

which can also be expressed equivalently as

$$\frac{H^2}{H_0^2} = \frac{\Omega_m^0}{a^3} + \Omega_H \frac{H^2}{H_0^2}. \quad (4)$$

Here $\Omega_m = \frac{\rho_m}{3M_p^2 H^2}$ and $\Omega_H = \frac{\rho_H}{3M_p^2 H^2}$. In addition, the superscript (subscript) 0 denotes the value for the corresponding physical quantity at the present time. Especially, for convenience but without loss of generality, we have set the present scale factor $a_0 = 1$ here. Later combining Eq.(1) with Eq.(2), we have

$$\int_a^\infty \frac{d \ln a'}{H'a'} = \frac{\lambda}{Ha \sqrt{\Omega_H}}. \quad (5)$$

On the other hand, Eq.(4) gives

$$\frac{1}{Ha} = \frac{\sqrt{a(1-\Omega_H)}}{H_0 \sqrt{\Omega_m^0}}. \quad (6)$$

Substituting Eq.(6) into Eq.(5) and taking derivative with respect to $\ln a$ on both sides, we obtain

$$\frac{d\Omega_H}{d \ln a} = \Omega_H(1-\Omega_H)\left(1 + \frac{2}{\lambda} \sqrt{\Omega_H}\right), \quad (7)$$

which describes the dynamic evolution of holographic dark energy, and can be formulated in terms of the redshift of our universe $z = \frac{1}{a} - 1$ as

$$\frac{d\Omega_H}{\Omega_H(1-\Omega_H)\left(1 + \frac{2}{\lambda} \sqrt{\Omega_H}\right)} = -\frac{dz}{1+z}. \quad (8)$$

It can further be integrated analytically as follows

$$F_\lambda(\Omega_H) \equiv \ln \Omega_H - \frac{\lambda}{2+\lambda} \ln(1 - \sqrt{\Omega_H}) + \frac{\lambda}{2-\lambda} \ln(1 + \sqrt{\Omega_H}) - \frac{8}{4-\lambda^2} \ln(\lambda + 2\sqrt{\Omega_H}) = -\ln(1+z) + F_\lambda(1 - \Omega_m^0). \quad (9)$$

If we write the equation of state as $w_H = \frac{p_H}{\rho_H}$ for holographic dark energy, then the conservation of energy momentum gives

$$\dot{\rho}_H + 3H(1+w_H)\rho_H = 0, \quad (10)$$

which implies

$$w_H = -1 - \frac{1}{3} \frac{d \ln \rho_H}{d \ln a} = -\frac{1}{3} \left(1 + \frac{2}{\lambda} \sqrt{\Omega_H}\right), \quad (11)$$

where we have employed $\rho_H = \frac{\Omega_H \rho_m^0}{(1-\Omega_H)a^3}$ and Eq.(7) in the second step.

Note that there are only three free parameters in this holographic dark energy model: One is the kinematic parameter H_0 , whose value is taken as $72 \frac{km}{s.Mpc}$ in the following calculations. The others are the dynamic parameters Ω_m^0 and λ , which determine the large scale evolution of our universe, including the final fate of our universe. Thus constraint of Ω_m^0 and λ from observational data plays a fundamental role in diagnosis of this model[20].

Such a dynamical dark energy model has been constrained by various astronomical observation data, such as the luminosity distance of SN Ia[15], X-ray gas mass fraction of galaxy clusters[16], the relative ages of galaxies[17]. In addition, a joint constraint from SN Ia, CMB and LSS observational data has also been performed[18, 19]. In particular, combining the latest observational data from SN Ia, and CMB plus LSS, Zhang and Wu obtained $\Omega_m^0 = 0.29 \pm 0.03$ and the dimensionless parameter $\lambda = 0.91^{+0.26}_{-0.18}$ at the 1σ confidence level[19]. In the next section, we shall focus ourselves on constraining holographic dark energy model with Sandage-Loeb test.

III. SANDAGE-LOEB TEST AND ITS POTENTIAL CONSTRAINT ON HOLOGRAPHIC DARK ENERGY MODEL

It is useful to firstly derive the redshift variation underlying Sandage-Loeb test. Consider a given source without peculiar velocity, which emitted its light at a time t_s , then the observed redshift at time t_0 is

$$z(t_0) = \frac{a(t_0)}{a(t_s)} - 1, \quad (12)$$

which becomes after a time interval δt_0

$$z(t_0 + \delta t_0) = \frac{a(t_0 + \delta t_0)}{a(t_s + \delta t_s)} - 1. \quad (13)$$

Then in the linear approximation, the observed redshift variation of the fixed source gives

$$\begin{aligned} \delta z(t_0) &\equiv z(t_0 + \delta t_0) - z(t_0) = \frac{a(t_0 + \delta t_0)}{a(t_s + \delta t_s)} - \frac{a(t_0)}{a(t_s)} \approx \frac{a(t_0)[1 + H(t_0)\delta t_0]}{a(t_s)[1 + H(t_s)\delta t_s]} - \frac{a(t_0)}{a(t_s)} \\ &\approx \frac{a(t_0)}{a(t_s)} [1 + H(t_0)\delta t_0 - H(t_s)\delta t_s] - \frac{a(t_0)}{a(t_s)} \approx H(t_0)\delta t_0 [1 + z(t_0) - \frac{H(t_s)}{H(t_0)}], \end{aligned} \quad (14)$$

where $\delta t_1 \approx [1 + z(t_1)]\delta t_s$ has been used in the last step. This redshift variation can also be expressed in terms of a spectroscopic velocity shift, i.e.,

$$\delta v = \frac{\delta z}{1 + z} = H_0 \delta t_0 [1 - \frac{E(z)}{1 + z}], \quad (15)$$

where $E(z) = \frac{H(z)}{H_0}$. Note that the redshift variation is directly related to the expansion rate of our universe, which is the most essential part of any model. For example, in holographic dark energy model considered here, by Eq.(6) the expansion rate reads

$$E(z) = \sqrt{\frac{\Omega_m^0(1+z)^3}{1 - \Omega_H}}, \quad (16)$$

which is obviously different from the Λ CDM model with

$$E(z) = \sqrt{\Omega_m^0(1+z)^3 + 1 - \Omega_m^0}. \quad (17)$$

Therefore different from those classical cosmological probes, which are almost exclusively sensitive to the cosmological parameters through a time integral of Hubble parameter, the measurement of velocity shift plays a critical role in investigating the physical mechanism responsible for the acceleration and discriminating various dark energy models.

This kind of astronomical observation as a possible cosmological tool, referred to as Sandage-Loeb test, was firstly put forward by Sandage[21], and revisited by Loeb more recently[22]. With the foreseen development of very large telescopes, and the availability of spectrographs of unprecedented resolution, the quasar absorption lines typical of the Lyman- α forest provide a powerful tool to measure the velocity shift within the redshift desert[11, 22]. Especially, invoking Monte Carlo simulations, Pasquini *et al.* estimated the statistical error on δv as measured by the cosmic dynamics experiment (CODEX) spectrograph over a period of 10 years as

$$\sigma_{\delta v} = 1.4 \left(\frac{2350}{s/n} \right) \sqrt{\frac{30}{N}} \left(\frac{5}{1+z} \right)^{1.8} \frac{cm}{s}, \quad (18)$$

where s/n denotes the signal to noise ratio per 0.0125A pixel, and N is the number of Lyman- α quasars[23]. In what follows, we assume that the future experimental configuration and uncertainties is similar to those expected from CODEX. Namely, the error bars are estimated from Eq.(18), with the assumption that a total of 240 quasars can be observed uniformly distributed in 6 equally spaced redshift bins within the redshift desert, with $s/n = 3000$ [11, 12].

Now let us start to explore the behavior of redshift velocity in holographic dark energy model. To proceed, we firstly plug Eq.(16) into Eq.(15), and then perform a numerical calculation for different values of Ω_m^0 and λ . The results obtained are plotted in FIG.1 and FIG.2. We also plot the redshift velocity curve for Λ CDM model with $\Omega_m^0 = 0.27$ with the error bars from Eq.(18) in the figures, which is convenient for us to compare holographic dark energy model with the fiducial concordance cosmological model.

As shown in FIG.1, for fixed λ , the differences of redshift velocity among different values of Ω_m^0 become bigger and bigger with the increase of the source redshift, which is also explicitly supported by FIG.3. On the contrary, the error bars from Eq.(18) is a decreasing function of the redshift. Thus it is advantageous to employ Sandage-Loeb test to distinguish holographic dark energy models among different values of Ω_m^0 within the redshift desert. On the other hand, FIG.2 demonstrates that the differences of redshift velocity decrease with the source redshift for fixed Ω_m^0 but different values of λ ; furthermore the magnitude of differences is also comparable to that of error bars. It means that Sandage-Loeb test is not very sensitive to the dimensionless parameter λ . That is, it is difficult to discriminate holographic dark energy models with different λ s by Sandage-Loeb test within the redshift desert.

In addition, if we assume the the prediction of the fiducial Λ CDM model with the error bars from Eq.(18) represents the future practical measurement result of the redshift velocity within the redshift desert, FIG.1 and FIG.2 show that Sandage-Loeb test seems to favor small Ω_m^0 s, such as ($\Omega_m^0 = 0.25, \lambda = 0.9, 1.2, 1.5$) and ($\Omega_m^0 = 0.27, \lambda = 0.3, 0.6, 0.9$). In order to check this naive observation, next we would like to perform χ^2 statistics for the model parameters (Ω_m^0, λ). With the assumption considered above, we have

$$\chi_{SL}^2 = \sum_{i=1}^{240} \frac{[\delta v_H(z_i) - \delta v_L(z_i)]^2}{\sigma_{\delta v}^2(z_i)}. \quad (19)$$

Here $\delta v_H(z_i)$ and $\delta v_L(z_i)$ represent the prediction value from holographic dark energy model and the fiducial concordance model, respectively. In addition, $\sigma_{\delta v}(z_i)$ is estimated from Eq.(18). Accordingly numerical computation gives the contour diagrams as FIG.4. Especially, the 1σ fit value for the model parameters: $\Omega_m^0 = 0.264_{-0.006}^{+0.007}$, and $\lambda = 0.611_{-0.233}^{+0.215}$ with $\chi_{min}^2 = 0.086$, which also confirms the aforementioned observation that Sandage-Loeb test is very sensitive to Ω_m^0 , while the constraint on λ is weaker.

Last but definitely not least, if we do not restrict ourselves within the redshift desert, it is noteworthy that there is something interesting appearing in FIG.1 and FIG.2: In either Λ CDM model or holographic dark energy model, there always exists some low redshift z_{max} at which the redshift velocity reaches its maximum[24]. Obviously z_{max} can be obtained by requiring the usual conditions satisfied, i.e., $\frac{d\delta v}{dz}|_{z_{max}} = 0$. We have then from Eq.(15)

$$\frac{dE}{dz}|_{z_{max}} = \frac{E}{1+z}|_{z_{max}}. \quad (20)$$

Hereby we find

$$z_{max} = \sqrt[3]{\frac{2(1-\Omega_m^0)}{\Omega_m^0}} - 1 \quad (21)$$

for Λ CDM model. Similarly, an implicit but analytic formula can be obtained for z_{max} in holographic dark energy model, i.e.,

$$\Omega_H \left(1 + \frac{2}{\lambda} \sqrt{\Omega_H}\right)|_{z_{max}} = 1. \quad (22)$$

Note that z_{max} is related to the dynamic cosmological parameter(s) in such a direct way, but independent of H_0 . For example, if the fiducial concordance model is really correct, we should find observationally $z_{max} = 0.755$ by taking $\Omega_m^0 = 0.27$ in Eq.(21). It is thus suggested that the measurement of z_{max} may provide another strong potential test of various cosmological models, at least from the theoretical perspective. Different from the traditional Sandage-Loeb test, where precise measurement of amplitude of redshift velocity is needed within the redshift desert, this new possible test need only to determine z_{max} by discerning a narrow low redshift region of $z \leq 1$ where the peak of redshift velocity occurs, regardless of the specific value of amplitude of redshift velocity, including the magnitude of peak. For holographic dark energy model considered here, if the value of z_{max} can be measured precisely, it is obvious that we can employ Eq.(22) to provide a stronger constraint on the dimensionless parameter λ , in combination with the traditional Sandage-Loeb test.

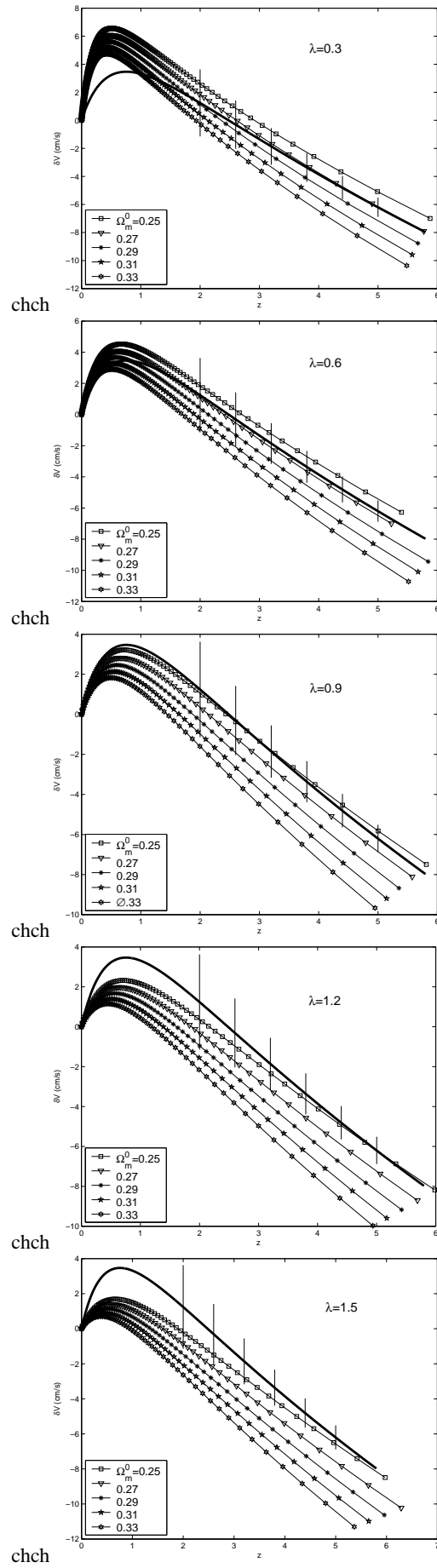


FIG. 1: The redshift velocity as function of the source redshift for fixed λ and different values of Ω_m^0 .

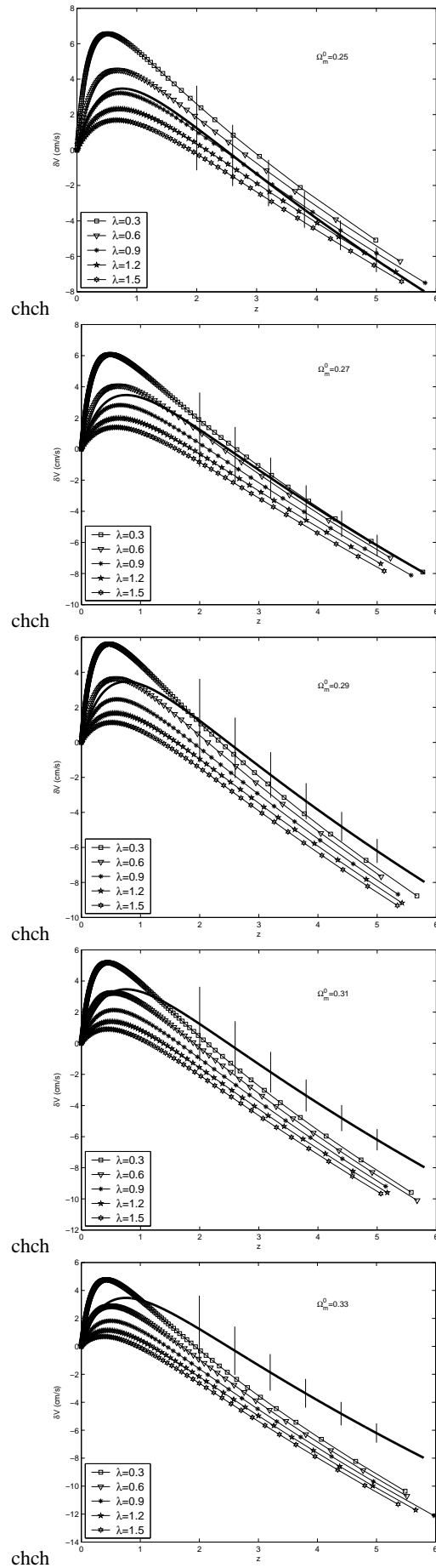


FIG. 2: The redshift velocity as function of the source redshift for fixed Ω_m^0 and different values of λ .

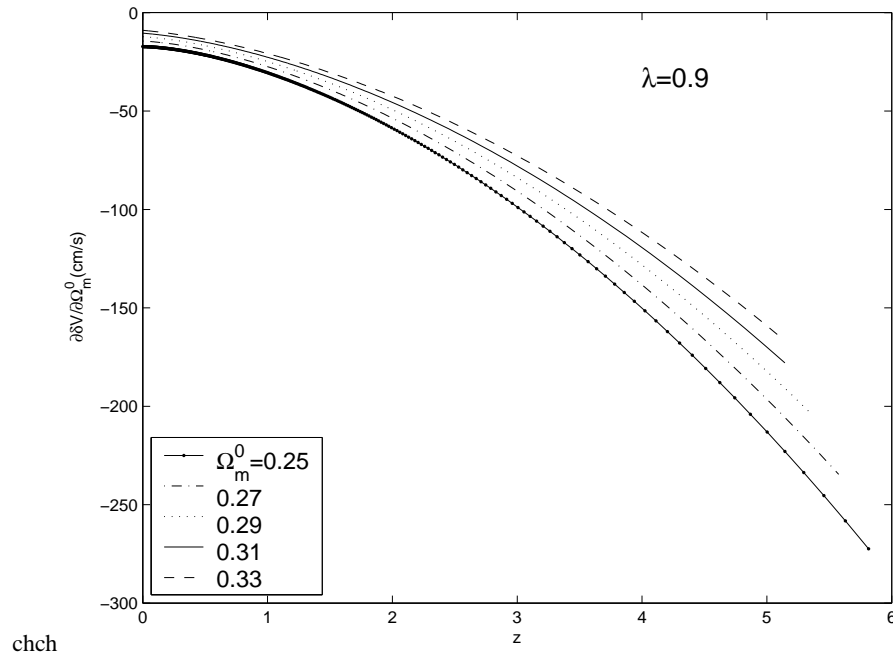


FIG. 3: The derivative of redshift velocity with respect to Ω_m^0 as function of the source redshift for fixed $\lambda = 0.9$ and different values of Ω_m^0 .

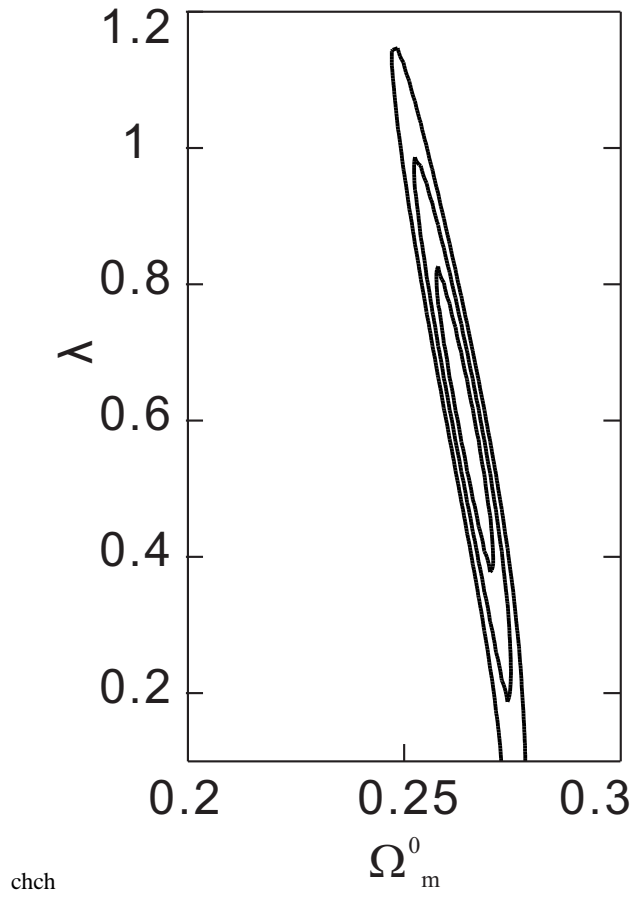


FIG. 4: Sandage-Loeb test contours for 1σ , 2σ , and 3σ respectively.

IV. CONCLUDING REMARKS

We have explored holographic dark energy model with Sandage-Loeb test. The obtained result shows that Sandage-Loeb test from the redshift desert can impose a strong bound on Ω_m^0 , while its constraint on λ is weaker. Especially, if we fit holographic dark energy model to the fiducial Λ CDM model, which is assumed to provide a prediction of future measurement value with the error estimated from Monte Carlo stimulations, we find $\Omega_m^0 = 0.264^{+0.007}_{-0.006}$, and $\lambda = 0.611^{+0.215}_{-0.233}$ with $\chi_{min}^2 = 0.086$ at 1σ accuracy level. In addition, we notice an interesting and significant behavior for the redshift velocity function, i.e., the peak of redshift velocity seems to always occur at some low redshift, which may be employed to provide another strong potential test of various cosmological models. A more detailed analysis of this new suggested cosmological tool, such as its prospects of observational availability and feasible constraints on various cosmological models is worthy of further investigation but beyond the scope of this paper. We expect to report it elsewhere.

Acknowledgments

We would like to give much gratitude to Dragan Huterer for his helpful discussion on Sandage-Loeb test and related issues. Valuable suggestions from Tongjie Zhang are also appreciated. We also acknowledge Li Chen for her kind help with numerical calculations. The work by HZ and ZZ was supported by NSFC under Grant No. 10533010, 973 Program No. 2007CB815401, Program for New Century Excellent Talents in University (NCET) of China and the Project-sponsored by SRF for ROCS, SEM of China. WZ was supported in part by NSFC under Grant Nos. 10173024 and 10433030. SH was supported by NSFC under Grant Nos. 10235040 and 10421003.

-
- [1] A. G. Riess *et al.*, *Astron. J.* 116: 1009(1998).
 - [2] S. Perlmutter *et al.*, *Astrophys. J.* 517: 565(1999).
 - [3] T. Padmanabhan, *Phys. Rept.* 380: 235(2003).
 - [4] P. J. E. Peebles and B. Ratra, *Rev. Mod. Phys.* 75: 559(2003).
 - [5] D. N. Spergel *et al.*, *astro-ph/0603449*.
 - [6] A. G. Riess *et al.*, *astro-ph/0611572*.
 - [7] N. Dalal *et al.*, *Phys. Rev. Lett.* 87: 141302(2001).
 - [8] R. Rebolo *et al.*, *astro-ph/0402466*.
 - [9] S. Capozziello *et al.*, *Phys. Rev. D*70: 123501(2004).
 - [10] J. Simon *et al.*, *Phys. Rev. D*71: 123001(2005).
 - [11] P. S. Corasaniti *et al.*, *Phys. Rev. D*75: 062001(2007).
 - [12] A. Balbi and C. Quercellini, *arXiv:0704.2350[astro-ph]*.
 - [13] A. Cohen *et al.*, *Phys. Rev. Lett.* 82: 4971(1999).
 - [14] M. Li, *Phys. Lett. B*603: 1(2004).
 - [15] Q. G. Huang and Y. G. Gong, *JCAP.* 0408: 006(2004).
 - [16] Z. Chang *et al.*, *Phys. Lett. B*633: 14(2006).
 - [17] Z. L. Yi and T. J. Zhang, *Mod. Phys. Lett. A*22: 41(2007).
 - [18] X. Zhang and F. Q. Wu, *Phys. Rev. D*72: 043524(2005).
 - [19] X. Zhang and F. Q. Wu, *astro-ph/0701405*.
 - [20] Since holographic dark energy is believed to originate from the quantum gravity effect, constraint of the dimensionless parameter λ should also acquire its importance in the future complete quantum gravity.
 - [21] A. Sandage, *Astrophys. J.* 139: 319(1962).
 - [22] A. Loeb, *Astrophys. J.* 499: L111(1998).
 - [23] L. Pasquini *et al.*, *Proc. Int. Astron. Union* 1: 193(2005).
 - [24] In fact, all available candidate cosmological models seem to share this interesting property. See the related figures in [11] and [12] for reference.