


Beauty and Charm Production Measurements at the Tevatron

Thorsten Kuhl

Universität Mainz, Institut für Physik, Staudingerweg 7, 55099 Mainz



Results for the production of charm and beauty quarks in $p\bar{p}$ collisions at $\sqrt{s} = 1.96$ TeV (Tevatron) with the two multi purpose experiments CDF and D0 using an integrated luminosity of up to 1 fb^{-1} are presented. With the data measurement of the production mechanism for charm and beauty quarks are done. These measurements are leading to a better understanding of the QCD in the transition region between perturbative and nonperturbative QCD. The charm-charm angular correlation is measured with D mesons at the CDF experiment. The Quarkonium production for charm and beauty final state at D0 and CDF is discussed.

1 Introduction

The production of long lived heavy quarks, the charm (c) and beauty (b) quark, in hadron-hadron collisions is an active field of research in Quantum Chromo Dynamics (QCD). In the theoretical treatment the heavy quark mass provides a scale just at the transition between non-perturbative and perturbative QCD. The measurement of cross sections, angular quark-quark correlations and polarisation improves our understanding of the QCD transition region. This leads to an excellent program for testing one of the fundamental forces.

Charm and beauty quarks are produced in huge numbers in proton anti-proton collision at a center-of-mass energy of $\sqrt{s} = 1.96$ GeV at the Tevatron collider at Fermilab. CDF¹ and D0² are the two multi purpose detectors at Fermilab. The two experiments have partly complementary utilities for measurements of heavy quark final states. The large angular coverage for muons and the high muon trigger bandwidth of the D0 detector lead to an excellent efficient selection specially for di-muon hadronic final states like the Upsilon.

The measurements of the charm and beauty cross sections were made with small fraction of the available data. For the charm cross section the CDF experiment showed that using a luminosity of about 6 pb^{-1} the measured value to be about a factor of two above the theoretical expectation. This is still well inside the scale uncertainty of the theory³. Also new and updated measurements by both collaborations with data using a luminosity up to 1 fb^{-1} for the beauty cross

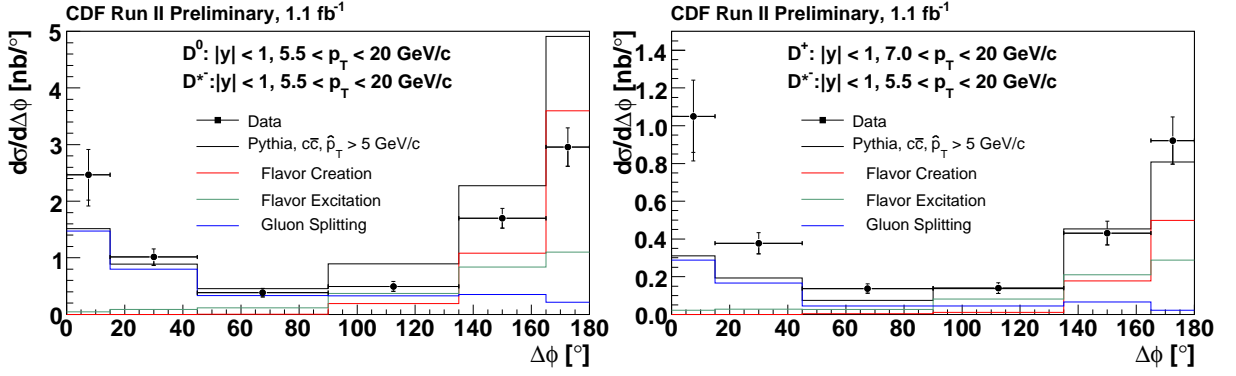


Figure 1: The D^0D^{*-} (left) and D^+D^{*-} (right) pair cross section measured by the CDF experiment as a function of $\Delta\phi$. The measurements are compared to Pythia (black line). Also the different contributions from quark pair production (red), flavour excitation (green) and gluon splitting (blue) are shown.

sections show the same tendency: the measured cross sections are above the central values of the improved theoretical expectation but well covered inside the theoretical uncertainties^{4,5}.

2 Charm correlation measurements

In QCD, the flavour conservation implies, that charm quarks are always produced as quark anti-quark pairs. The azimuthal angle (ϕ) correlation of the mesons carrying the two heavy quarks in a event gives a possibility to study the underlying production mechanism in detail⁶. Prompt heavy quark pair production leads to back-to-back production. Heavy quarks produced by splitting of massless gluons have a small $\Delta\phi$. The third production process, the production by flavour excitation leads to a big separation in the rapidity η and most of the time one of the two quarks is produced in the forward region.

The CDF collaboration measured the azimuthal correlation in D-Meson⁷ production with an integrated luminosity of 1 fb^{-1} . The angular correlation of more than 2000 events in the two signal modes D^0D^{*-} and D^+D^{*-} was investigated. The D^0 and D^+ are used for the trigger selection of charm events. The slow pion from the D^{*-} decay leads to a high purity of the samples. Simulation studies have shown that the event selection efficiency factorize into the two single efficiencies of the charm Mesons. Therefore the measured single charm cross sections can be used for the overall normalisation. Figure 1 shows the angular correlation in the D^0D^{*-} and in the D^+D^{*-} channel and compares it to the Pythia simulation. While Pythia gives a fair estimate for the overall production, it leads to an underestimation (overestimation) of the contribution from pair production (gluon splitting).

3 Quarkonium

Prior the first measurements at Fermilab, the production of Quarkonium was described by the color singlet model⁸. However the first measurements at Fermilab showed that this model underestimates the direct production cross section by an order of magnitude for the J/Ψ and by a factor of 50 for the $\Psi(2S)$ production. To address these problems, the color octet model was introduced⁹. Adjustable hadronisation parameters in this model allow to reasonably describe the amplitude and p_T -dependence of the production. Recent, different approaches using Pomeronic ideas and k_T -factorisation models were introduced to describe the hadronization problem^{10,11}. Both models predict that at sufficient high p_T the J/Ψ and the $\Psi(2S)$ will have a longitudinal

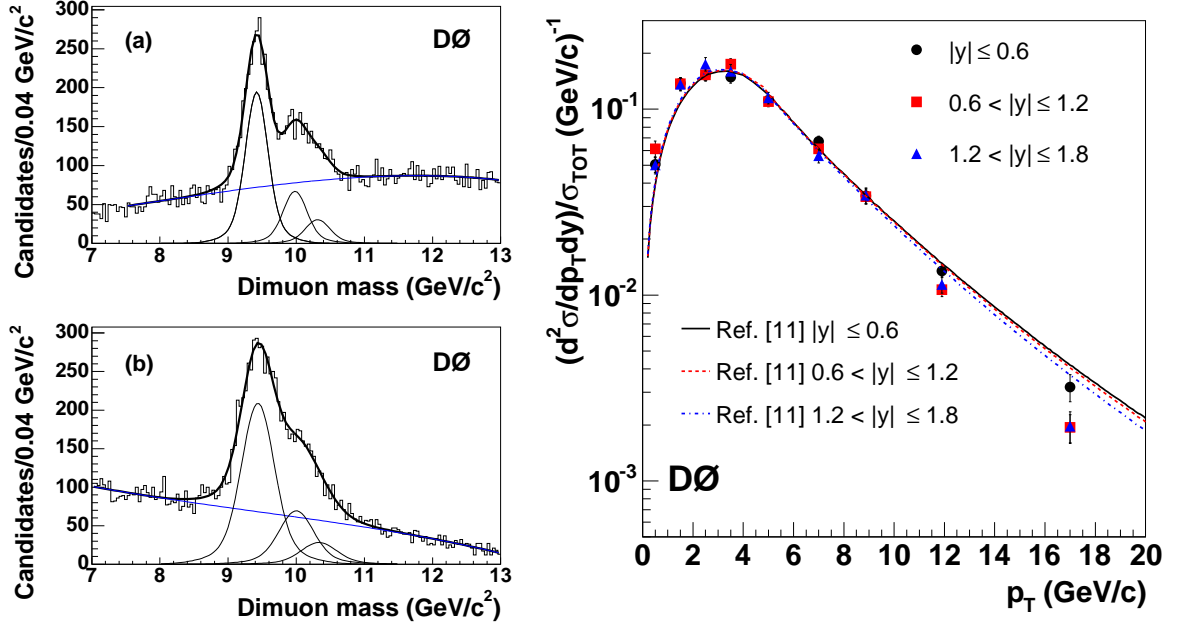


Figure 2: Example of the di-muon spectrum for different bins in the rapidity y (Top: $|y| < 0.6$; bottom: $1.2 < |y| < 1.8$) and p_T between 4 and 6 GeV (left). The distribution for $\Upsilon(1S)$, $\Upsilon(2S)$ and $\Upsilon(3S)$ are shown as gaussian while a polinon was used for the background. Differential cross section for $\Upsilon(1S)$ production compared with theory prediction for the 3 different y regions (right).

polarisation.

The D0 experiment selected the $\Upsilon(1S)$, $\Upsilon(2S)$ and $\Upsilon(3S)$ via di-muon decay and measured the $\Upsilon(1S)$ differential cross section¹². Figure 2(left) shows the di-muon mass spectra for two different bins in the pseudorapidity y of the final state. Clear significant signals of $\Upsilon(1S)$ and $\Upsilon(2S)$ are observed. Figure 2 (right) shows the measured differential cross section of the $\Upsilon(1S)$. Because of the high η acceptance of the D0 muon system these measurement is done in three y bins. No significant y dependence is observed. It is planned to extend this analysis to a polarisation measurement using a data set with a luminosity of 1 fb^{-1} . To extract the polarisation of all three resonances simultaneously an unfolding method is necessary.

The CDF collaboration measured the polarisation for the two vector mesons J/Ψ and $\Psi(2S)$ ^{13,14} using an integrated luminosity of about 800 pb^{-1} . Both modes were selected using the decay into two muons. The flight direction of the μ^+ relative to the flight direction of the vector meson in the proton-proton rest frame of the $p\bar{p}$ measured by the polar angle θ^* which depends on the polarisation parameter α were $\alpha = 1(-1)$ for transversal (longitudinal) polarisation. Figure 3 shows the results for prompt J/Ψ (left) and the $\Psi(2S)$ (right) production. For J/Ψ production the measured polarisation is longitudinal and significantly increases with the p_T . This agrees fully with the expectation of the new models. Also the $\Psi(2S)$ polarisation shows a trend towards longitudinal polarisation with higher p_T .

Additionally the CDF collaboration measured the relative cross section of the χ_1 and χ_2 mesons¹⁵. These mesons decay into J/Ψ mesons via the radiation of a low energetic photon. The precision of the measurement of $\sigma(\chi_{c2})/\sigma(\chi_{c1}) = 0.70 \pm 0.04(\text{stat.}) \pm 0.04(\text{sys.}) \pm (0.06 \text{ branching fractions})$ for the prompt production sets a new standard for this measurement. It excludes a naive estimation based on counting of the different spin orientations which leads to an expected cross-section ratio of 5:3.

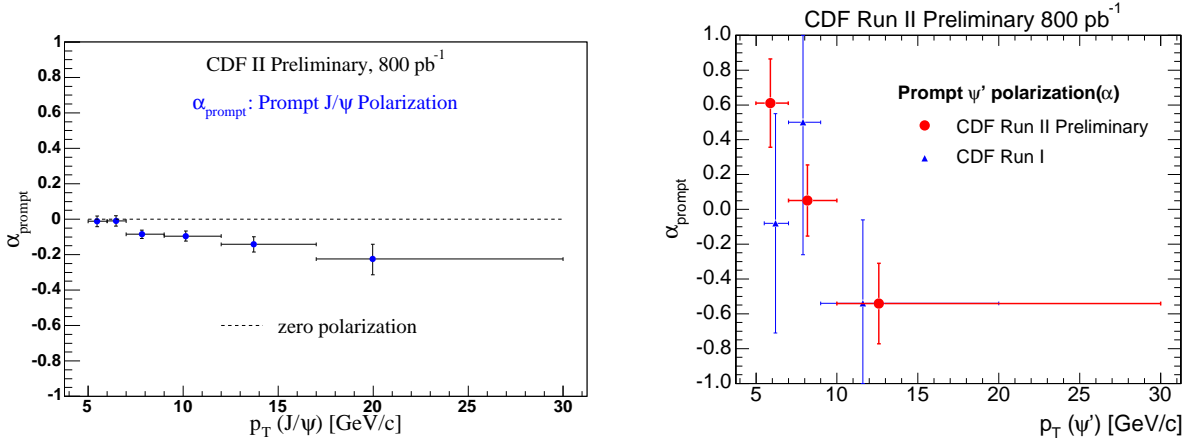


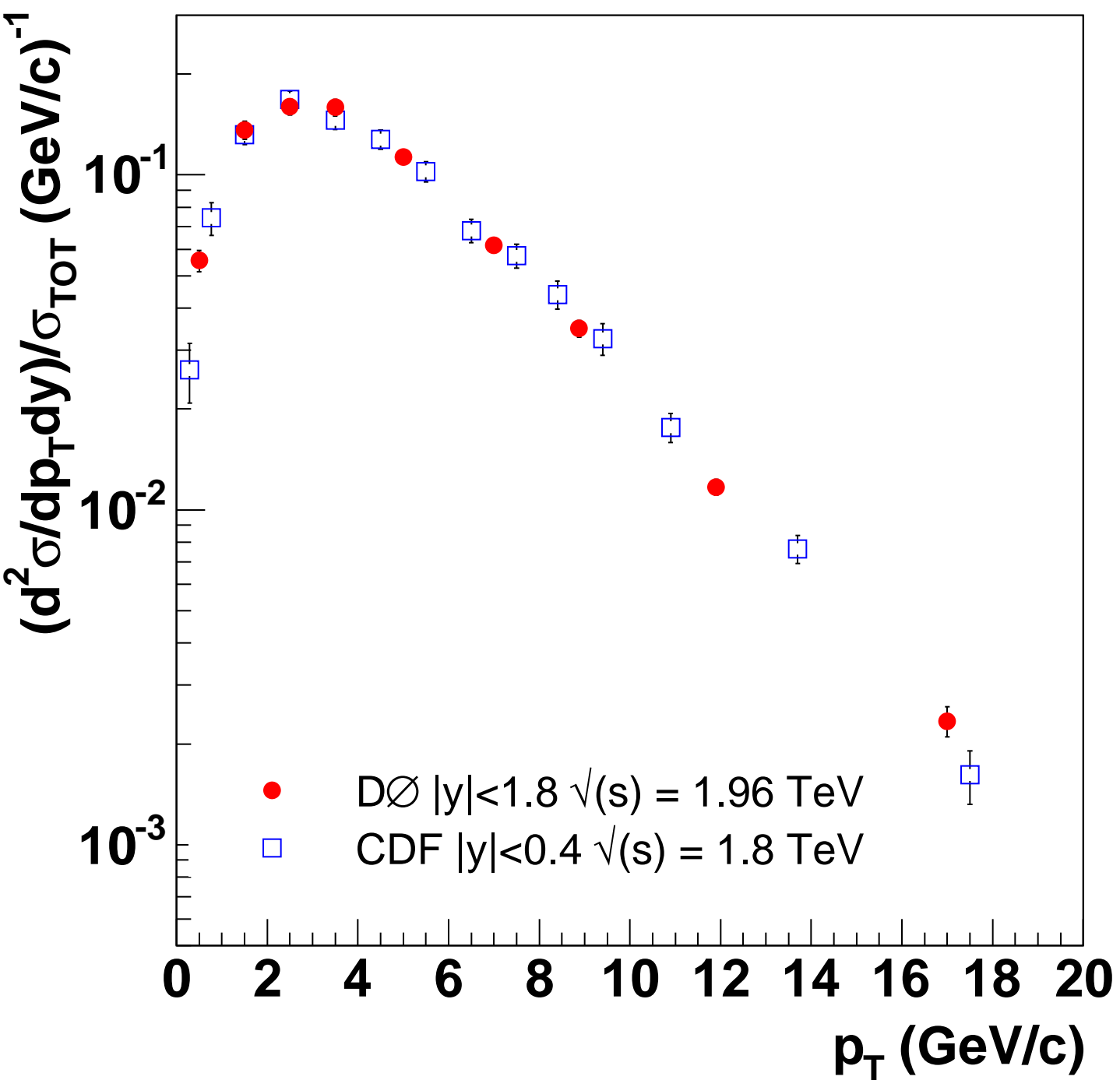
Figure 3: Polarisation (α) of the vector meson as function of its p_T for prompt J/Ψ and $\Psi(2S)$

4 Summary

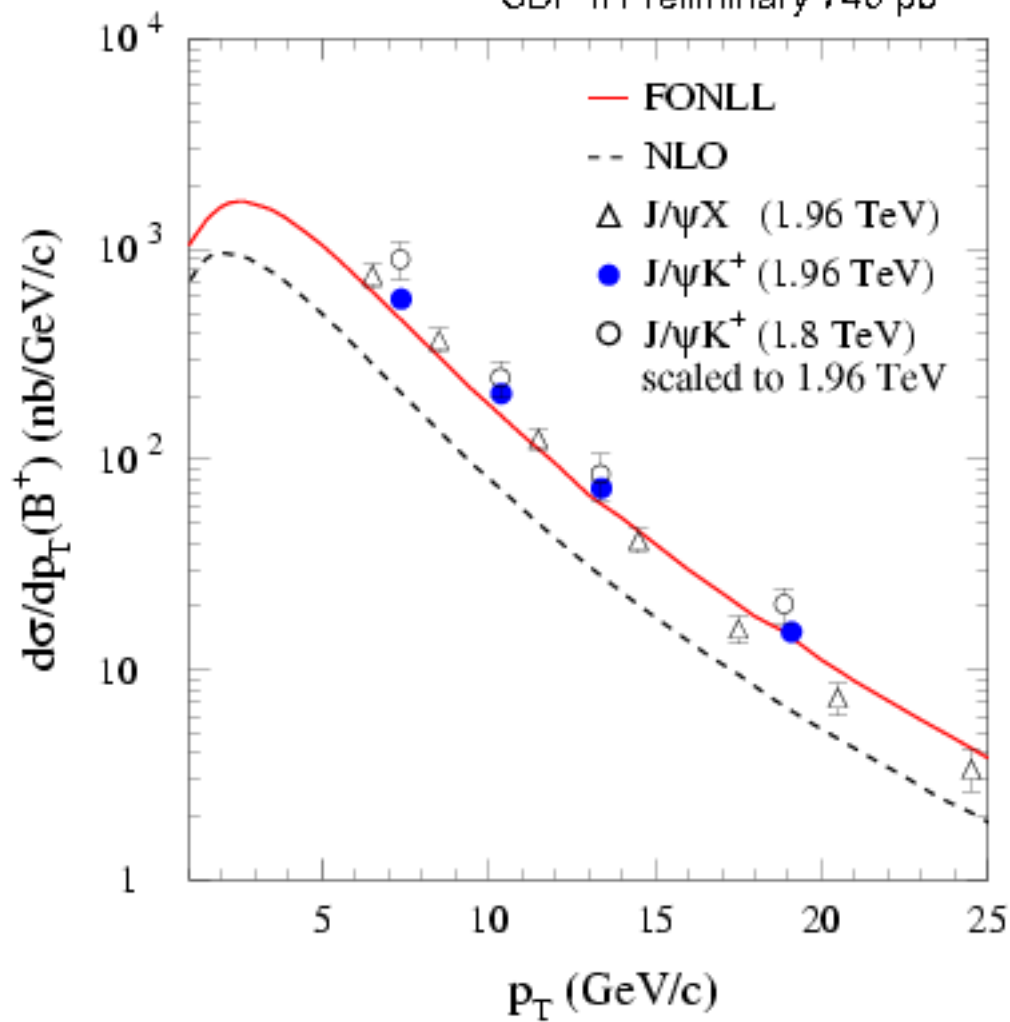
The study of heavy flavour production mechanism is an active research topic at the Tevatron collider. Both experiments CDF and D0 have now collected a large sample of data with a luminosity of about 2 fb^{-1} . With this huge data sample it will be possible to access the details of the production mechanism by the measurement of polarisation of quarkonium or the quark anti-quark correlation. This additional information is especially important because the theoretical knowledge of the cross section are dominated by scale uncertainties. The new measurements provide an additional input information for the understanding of the production mechanism for open and hidden quark production in the transition region between perturbative and non-perturbative QCD.

References

1. D. Acosta *et al.* [CDF Collaboration], Phys. Rev. D **71** (2005) 032001.
2. V. M. Abazov *et al.* [D0 Collaboration], Nucl. Instrum. Meth. A **565** (2006) 463.
3. D. Acosta *et al.* [CDF Collaboration], Phys. Rev. Lett. **91** (2003) 241804.
4. [CDF Collaboration], Exclusive $B^+ \rightarrow J/\Psi K^+$ cross section, hep-ex/0612015.
5. [CDF Collaboration], Measurement of inclusive jet cross section, updated 3/1/07 to an integrated luminosity of 900 pb^{-1} .
6. R. D. Field, Phys. Rev. D **65** (2002) 094006.
7. [CDF Collaboration], Measurement of Charm Meson pair Cross Section; CDF-Note 8621 2006.
8. R. Baier and R. Rückl, Z. Phys. C **19** (1983) 251.
9. E. Braaten and S. Fleming, Phys. Rev. Lett. **74** (1995) 3327.
10. V. A. Khoze, A. D. Martin, M. G. Ryskin and W. J. Stirling, Eur. Phys. J. C **39** (2005) 163
11. E. L. Berger, J. W. Qiu and Y. Wang, Int. J. Mod. Phys. A **20** (2005) 3753
12. V. M. Abazov *et al.* [D0 Collaboration], Phys. Rev. Lett. **94** (2005) 232001.
13. [CDF Collaboration], Measurement of the Prompt J/Ψ Spin Alignment from B Decays, CDF-Note 8212 2006.
14. [CDF Collaboration], Measurement of $(2S)$ Spin Alignment from B Decays, CDF-Note 8424 2006.
15. A. Abulencia, *et al.*, Relative cross sections of χ_{c1} and χ_{c2} , hep-ex/0703028.



CDF II Preliminary 740 pb⁻¹



Prompt Candidates: $p_T(\mu\mu) \geq 5 \text{ GeV}/c$, $S \leq 8$

