

VSOP: The Variable Star One-shot Project [★]

I. Project presentation and first data release

T. H. Dall¹, C. Foellmi², J. Pritchard³, G. Lo Curto⁴, C. Allende Prieto⁵, H. Bruntt⁶, P. J. Amado⁷, T. Arentoft⁸, M. Baes⁹, E. Depagne^{4,10}, M. Fernandez¹¹, V. Ivanov⁴, L. Koesterke⁵, L. Monaco⁴, K. O'Brien⁴, L. M. Sarro¹², I. Saviane⁴, J. Scharwaechter⁴, L. Schmidtobreick⁴, O. Schütz⁴, A. Seifahrt¹³, F. Selman⁴, M. Stefanon⁴, and M. Sterzik⁴

¹ Gemini Observatory, 670 N. A'ohoku Pl., Hilo, HI 96720, U.S.A.

² Laboratoire d'Astronomie de Grenoble, 414 rue de la Piscine, 38400 Saint-Martin d'Hères, France

³ European Southern Observatory, Karl Schwarzschild-Str. 2, D-85748 Garching bei München, Germany

⁴ European Southern Observatory, Alonso de Cordova 3107, Casilla 19001, Vitacura, Santiago, Chile

⁵ McDonald Observatory and Department of Astronomy, The University of Texas, Austin, TX 78712-1083, U.S.A.

⁶ School of Physics A28, University of Sydney, 2006 NSW, Australia

⁷ Universidad de Granada-IAA(CSIC), P.O. Box 3004, 18080 Granada, Spain

⁸ Department of Physics and Astronomy, University of Aarhus, 8000 Aarhus C, Denmark

⁹ Sterrenkundig Observatorium, Universiteit Gent, Krijgslaan 281 S9, 9000 Gent, Belgium

¹⁰ Pontificia Universidad Católica de Chile, Vicuña Mackenna 4860, Santiago de Chile, Chile

¹¹ Instituto de Astrofísica de Andalucía, Camino Bajo de Huétor 50, 18008 Granada, Spain

¹² Department of Artificial Intelligence, ETSI Informática, Juan del Rosal 16, 28040 Madrid, Spain

¹³ Astrophysikalisches Institut und Universitäts-Sternwarte Jena, Schillergässchen 2, 07745 Jena, Germany

Received <date>, Accepted <date>

ABSTRACT

Context. About 500 new variable stars enter the General Catalogue of Variable Stars (GCVS) every year. Most of them however lack spectroscopic observations, which remains critical for a correct assignment of the variability type and for the understanding of the object.

Aims. The Variable Star One-shot Project (VSOP) is aimed at (1) providing the variability type and spectral type of all unstudied variable stars, (2) process, publish, and make the data available as automatically as possible, and (3) generate serendipitous discoveries. This first paper describes the project itself, the acquisition of the data, the dataflow, the spectroscopic analysis and the on-line availability of the fully calibrated and reduced data. We also present the results on the 221 stars observed during the first semester of the project.

Methods. We used the high-resolution echelle spectrographs HARPS and FEROS in the ESO La Silla Observatory (Chile) to survey known variable stars. Once reduced by the dedicated pipelines, the radial velocities are determined from cross correlation with synthetic template spectra, and the spectral types are determined by an automatic minimum distance matching to synthetic spectra, with traditional manual spectral typing cross-checks. The variability types are determined by manually evaluating the available light curves and the spectroscopy. In the future, a new automatic classifier, currently being developed by members of the VSOP team, based on these spectroscopic data and on the photometric classifier developed for the COROT and Gaia space missions, will be used.

Results. We confirm or revise spectral types of 221 variable stars from the GCVS. We identify 26 previously unknown multiple systems, among them several visual binaries with spectroscopic binary individual components. We present new individual results for the multiple systems V349 Vel and BC Gru, for the composite spectrum star V4385 Sgr, for the T-Tauri star V1045 Sco, and for DM Boo which we re-classify as a BY Draconis variable. The complete data release can be accessed via the VSOP web site.

Conclusions.

Key words. Stars: variables: general - Stars: fundamental parameters - Methods: observational - Astronomical data bases: miscellaneous

1. Introduction

There are more than 38,000 known variable stars listed in the latest edition of the General Catalog of Variable Stars (GCVS; Kholopov et al. 1998). Almost 4,000 of these have no spectral type assigned and nearly 2,000 are listed with an uncertain variability type, often because of lack of spectroscopic charac-

terisation. The rate of inclusion of new variables is currently around 500 per year; actually 1,700 between the *Namelist* 77 (Kazarovets et al. 2003) and 78 (Kazarovets et al. 2006). The true number of new variables is higher though, and this incompleteness of the GCVS will likely increase in the coming decade due to the large surveys that will be performed with both ground-based and space-based telescopes. About half of the newly identified GCVS variables have unknown variability type and most of them have no published spectral type. Moreover, many (even “firm”) variables have disagreeing designations be-

Send offprint requests to: T. Dall e-mail: tdall@gemini.edu

* Based on data obtained at the La Silla Observatory, European Southern Observatory, under program ID 077.D-0085.

tween different authors and even between different catalogs, e.g. there are frequent disagreements between the SIMBAD database and GCVS. In addition, binarity is rarely detectable unquestionably by photometric data alone. Finally, many designations are taken at face value without questioning the reliability. This unreliability is a major obstruction to many individual studies, and would often require only one “snapshot” spectrum to achieve a major improvement. Of course, single shot spectra would not always be able to reveal binarity or transient phenomena.

Recent examples of the misidentification of variables, where the designation was based solely on photometric light curve appearance, and subsequently corrected by taking one single snapshot spectrum, include:

FH Leo, that was long thought to be the only known cataclysmic variable (CV) to form part of a binary system, being designated as a nova-like variable by Kazarovets et al. (2003) based on an outburst observed by the *Hipparcos* satellite. High-resolution FEROS spectroscopy allowed us to refute the classification and show that the stars are normal F8 and G0 dwarfs (Dall et al. 2005), and that the outburst cannot possibly be due to an accretion disk, but rather to a superflare or to erroneous *Hipparcos* measurements, or due to a CV “hidden” in the light of the two normal stars (Vogt 2006).

XY Pic was included in a study of statistical properties of W UMa type variables (active, very fast rotating contact binaries) by Selam (2004), who concluded that it was among the most active stars of the sample, based on a fit of its *Hipparcos* light curve, using synthetic light curves based on physical parameters. FEROS spectra of XY Pic allowed us to show that the star is a rather slowly rotating F3 giant, with no measurable chromospheric activity (Dall 2005), and is likely a δ Scuti pulsator. This example shows, that even a high-quality light curve analysis can result in wrong conclusions about the nature of an object without spectroscopic confirmation.

TV Ret was long thought to be a CV due to an outburst observed photometrically in 1977. A single low resolution spectrum, revealed the object to be a compact emission line galaxy at $z \sim 0.1$, possibly hosting an extremely bright supernova as the cause of the outburst (Schmidtobreick et al. 2007).

The above examples illustrate the need for snapshot spectra, and shows that the vast collection of poorly studied variable stars contains many errors in terms of variability type designation, which may in many cases “cover up” some potentially interesting physical phenomena under a wrong and seemingly dull label. In this paper we describe a new large project, the *Variable Stars One-shot Project (VSOP)*, undertaken to provide the required “snapshots”. We present the motivation and scope of VSOP in Sect. 2, the instrumentation and data handling in Sect. 3, and present results from the first observing semester from the European Southern Observatory’s La Silla site in Sect. 4, listing the revised spectral and variability types for 221 stars. The results and the reduced data are freely accessible from our website. We conclude the paper with plans for the future of VSOP in Sect. 5, where we also address the problem of automatic variability classification.

2. The Project

Motivated by the situation outlined above, the goals of VSOP are:

1. To obtain the first spectroscopy of all unstudied variable stars, revising spectral and variability types.

2. To process, publish, and make the data available as automatically as possible, facilitating additional science.
3. To generate serendipitous discoveries that will fuel future research.

In addition, due to its beginnings as a proposal for an observatory project, VSOP has been designed with a view to both science and observatory efficiency.

2.1. Science efficiency

A stellar spectrum is a rich source of information. Often, however, only certain aspects of the object under study is of interest to the scientist conducting the study. One main goal of VSOP is to revise spectral and variability types, but there are certainly many other scientifically interesting studies one could perform using our data. We choose, rather than to sit on the data until we may find time for additional studies, to make the data easily available to the general community, in the hope that somebody else will be able to do additional science with the data. This way, the science output is maximised.

Another aspect that contributes to the science efficiency, is serendipity. The VSOP observations are targeting poorly studied variable stars, many of which are exhibiting poorly studied phenomena. We thus expect to obtain by chance¹ data that either merit follow-up in-depth studies, or sheds light on some hitherto obscured phenomenon. Much of this work may naturally be done by groups not affiliated with VSOP.

2.2. Observatory efficiency

VSOP was originally conceived as an ESO observatory project, aimed at providing observations with loose weather and pointing constraints, with the aim of increasing observing efficiency during periods when other programmes with stronger constraints on airmass, seeing, and/or transparency cannot be carried out. Given the all-sky coverage, the loose constraints, and the large scope of the project, VSOP is an excellent example of a perfect filler programme, which will be extended to other observatories in the near future.

2.3. VSOP vs other surveys

The most extensive spectroscopic survey to date, is the Sloan Digital Sky survey (SDSS; York et al. 2000). As of the fifth data release, the SDSS provides more than 800,000 spectra of galaxies, quasars and stars over nearly 7000 square degrees, mostly in the Northern hemisphere. The spectroscopy is carried out with multi-object fiber spectrographs, providing spectral resolution of $R=2000$ and spectral coverage from 3900–9100 Å. The fiber aperture on the sky is 3”, so some contamination from fainter nearby objects is possible.

We cross-correlated the GCVS with the SDSS spectroscopic list to estimate the possible contribution of the SDSS towards accurate spectroscopic classification of the variable stars. The overlap consists of 80 objects (less than 0.3% of the GCVS) and given the degree of SDSS completeness we expect some additional objects, on order of 10, leading us to conclude that less than 0.5% of the GCVS have been covered by SDSS. The low number of stars in common is a consequence both of the faint brightness limit of the SDSS ($g > 14$), and of the science goals of the SDSS, which dictated selection for spectroscopic follow

¹ “Chance favors the prepared mind” – L. Pasteur

up primarily for the extragalactic targets, obtaining spectra of stars only if some fibers remained unused.

However, spectra of a significant number of stars will be obtained under the Sloan Extension for Galactic Understanding and Exploration (SEGUE; Newberg & Sloan Digital Sky Survey Collaboration 2003; Rockosi 2006) which plans to obtain spectra of 240,000 Milky Way stars over 3500 square degrees with the same spectrograph. The goal of this survey is to provide radial velocities and metallicities with typical accuracies of 10 km s^{-1} and 0.3 dex respectively. SEGUE would thus complement VSOP. However, VSOP provides superior spectral resolution and S/N at any given magnitude, since we use 2–4 meter-class telescopes. Plus, VSOP is already producing and releasing data.

Another large survey is the RAdial Velocity Experiment (RAVE; Steinmetz et al. 2006), aimed at kinematic studies of the local Milky Way environment. While this survey targets a large number of stars (24,748 in the first data release), the spectral coverage is limited to the IR Ca triplet region, and only at a moderate resolution of 7,500. Thus, RAVE is likely not very useful as a general classification and discovery study.

Of existing surveys, the GAUDI (Solano et al. 2005) is the one most similar to VSOP. GAUDI is a photometric and spectroscopic database of objects that may be observed by the COROT mission, covering all targets down to $V = 9.5$ inside the COROT accessibility zone – an area on the sky of 10° radius. While GAUDI covers a small area of the sky, looking for stellar variability in all available objects, VSOP is targeting known variables all over the sky. Thus, while complimentary, our scope is different.

Furthermore, a number of spectroscopic surveys have been performed in recent years, targeting the variability of individual types or classes of stars. Examples include surveys for β Cep stars (Telting et al. 2006), Hipparcos-selected O-B supergiants (Lefever et al. 2007), γ Dor stars (de Cat et al. 2006), and studies of Ap star oscillations (Kurtz et al. 2006). While these are all high-resolution spectroscopic studies, they target a limited subset of stellar types, while the scope of VSOP is all of stellar variability, spanning the complete HR diagram, including all phenomena. In this respect, VSOP is a unique project, and it is our hope that VSOP will also turn out to be a unique resource for researchers of any stellar variability phenomena.

3. Observations & Data Handling

We present here the results of the first semester of VSOP observations, collected between April and October 2006 with the two high-resolution Echelle spectrographs FEROS and HARPS, of the ESO La Silla Observatory in Chile.

3.1. Target selection

Our target list is constructed based on a magnitude limited sample of spectroscopically unstudied southern variables drawn from the GCVS composed of stars with unknown or uncertain variability types (designations ending in “:”), in addition to the irregular or “unsolved” variables (GCVS types *, I, L, S and subclasses). This was complemented with stars having disagreeing designations according to SIMBAD, or according to recent literature. Stars were chosen to have a magnitude generally brighter than $m_v = 10$ to be easily observable with high-resolution spectrographs on middle-sized telescopes.

The 221 stars reported here, belong to the bright end of the unstudied variables of the GCVS, which is now $\sim 40\%$

complete (i.e., having reliable, wide wavelength coverage spectroscopy) down to $m_v = 10$. The rate of discovery of new variables have been relatively constant in recent years, and is very low at the bright end of the distribution. Assuming similar number of observations for the coming semesters, we can expect to complete the bright end of the unstudied variables of the Southern hemisphere in 1–2 additional observing seasons. Going to fainter magnitudes, the completeness decreases rapidly, reaching a plateau of around 20–25% fainter than $m_v = 13$, not including as yet unrecognized variables.

3.2. FEROS

FEROS (Fibre-fed Extended Range Optical Spectrograph, Kaufer et al. 1999), is ESO’s high resolution, high efficiency versatile spectrograph. It is a bench-mounted, thermally controlled, prism-cross-dispersed Échelle spectrograph. It provides in a single spectrogram spread over 39 orders almost complete² spectral coverage from ~ 350 – 920 nm at a resolving power of 48,000.

The spectrograph is fed by two fibres providing simultaneous spectra of object plus, in the case of VSOP observations, an empty sky region for background subtraction. The fibres are illuminated via apertures of $2.0''$ on the sky separated by $2.9'$. A dedicated pipeline implemented as a MIDAS context provides, in almost real-time, extracted 1-dimensional, wavelength calibrated spectra.

FEROS Period-77 VSOP observations have been obtained with exposure times ranging from 180 sec to 1200 sec. Given the relaxed observing constraints, signal-to-noise (S/N) ranges from ~ 10 to ~ 370 at V . The standard calibration plan, which provides bias, flat-field, wavelength calibration and spectrophotometric standard star observations, has been used for this programme.

3.3. HARPS

HARPS (High Accuracy Radial velocity Planet Searcher; Mayor et al. 2003) is the ESO instrument dedicated to extrasolar planet searches through the radial velocity method. Moreover, it has proved to be very efficient as well as a general purpose high resolution spectrograph. HARPS is a fibre fed, Échelle cross-dispersed spectrograph, achieving a resolution of 110,000, while covering the spectral range from 390 nm to 690 nm in 72 spectroscopic orders. The spectrograph is kept under vacuum and under strict temperature control to increase stability. The light is fed to the spectrograph through a fibre with a $1''$ aperture on the sky. Like FEROS, the fibre link includes two fibres, one for the scientific target and the other for sky subtraction. The efficiency of the spectrograph peaks at $\sim 8\%$ (Blaze maximum) at 520 nm and is quite flat between 450 nm and 690 nm.

The standard calibration set executed prior to each observing night included bias, flat-fields and wavelength calibration. The HARPS data are automatically processed upon acquisition by a dedicated pipeline developed by the HARPS consortium and which provides bias subtraction, order localization, flat fielding, cosmetics filtering, order extraction (using the Horne technique, Horne 1986, assigning lower weights to the pixels away from the peak in the spatial profile at any given wavelength) and radial velocity determination through cross correlation of each spectral order with a predefined stellar mask (synthetic spectrum).

² The two spectral ranges 853.4–854.1 nm and 886.2–887.5 nm are lost due to non overlap of the spectral orders.

HARPS Period-77 VSOP observations have been obtained with exposure times ranging from 90 sec to 1200 sec, resulting in S/N between 30 and 150, averaging to ~ 100 at 550 nm.

3.4. The VSOP Wiki Database and Data Policy

All the data and basic information about the stars are stored in a wiki-wiki website located at <http://vsop.sc.eso.org>, from where the reduced data of this First Data Release can be freely accessed. We expect to make incoming data freely available through subsequent data releases, with only a few months delay to allow for our initial data analysis. Research work benefiting from VSOP data should reference this paper, and include the following acknowledgement:

Based on data provided by the VSOP collaboration, through the VSOP wiki database operated at ESO Chile and ESO Garching.

For the organization of information, we have chosen the MediaWiki software, developed for the open and free on-line encyclopedia Wikipedia. This ensures a reliable and extendable website where all VSOP members can contribute easily from their own daily workplace. This is of growing importance given the distribution of VSOP members around the world, as evidenced by the list of affiliations for this paper.

The MediaWiki software is based on the article/discussion wiki philosophy, which means that to each article page there is an associated discussion page. For VSOP we have extended the software to make the discussion pages restricted to VSOP members only, while the article pages are reserved for already published results, freely accessible to anybody. Thus, each star has a dedicated article page, where basic informations (coordinates, magnitude, link to SIMBAD, finding charts, old variability and spectral types – when available) are provided. Also, the observation details are described as well as the analysis, its results, a list of references, catalogues and download links to plots of the spectra as well as to all the reduced data products: Cross-Correlation Function (CCF) and wavelength calibrated one-dimensional spectrum, all of which are publicly available.

Finally, the MediaWiki software allows the wiki website to be scriptable. We have thus developed a VSOP-dedicated software module written in Python which makes the development of scripts dedicated to VSOP pages much easier. These robot scripts can then update a large amount of repetitive information, or collect the results of given subcategories of stars. Table 2 of this paper, for instance, is automatically produced by one of these scripts.

3.5. The VSOP Dataflow

The VSOP dataflow comprises a collection of different steps that are developed in order to make it as automatic as possible. The following is an outline:

1. A list of targets is built, as described in Sect. 3.1.
2. When observing time is granted, we automatically generate one wiki-page per target.
3. Observations for each target are defined and submitted to the observatory database.
4. Observations are carried out through the observing semester, and data is automatically reduced by the instrument pipelines (Sects. 3.2 and 3.3).
5. Raw and reduced data are automatically transferred to the VSOP machine at ESO Vitacura (Sect. 3.4) and the wiki star page is updated.
6. Automatically generated plots of spectra and CCF are included in the star page (Sect. 4.1).
7. VSOP members receive an email alert that new VSOP observations have been obtained.
8. Analysis is undertaken, and the wiki-pages are updated if needed.

The dataflow has proved very smooth and efficient throughout the first observing season. For the following seasons, we have in addition implemented automatic spectral analysis (Sect. 4.2). However, in order to make it completely automatic, one needs to develop an automatic variability classifier, incorporating both spectroscopy and the available photometry. As already mentioned, this is an area where VSOP will play an active future role (Sect. 5).

4. Results

Table 2 lists the 221 stars observed during ESO Period 77: 90 of these were observed with HARPS, 131 with FEROS.

4.1. Radial velocities and binary status

Radial velocities (RVs) are computed via the Cross Correlation Function (CCF) method, in which a template synthetic spectrum with box shaped lines is correlated with the star spectrum to measure the Doppler line shift. Details can be found in Baranne et al. (1996). The HARPS online pipeline provides accurate radial velocities ($\approx 1 \text{ m s}^{-1}$) for slowly rotating late-F, G, K and early M dwarfs. Similarly, FEROS demonstrated a RV accuracy of $\approx 20 \text{ m s}^{-1}$, the difference with HARPS being mainly due to the mechanical stability of the latter and the different choice of light injection in the two instruments. Correlation with mid to late M type stars is problematic due to the amount of wide molecular features in their spectra and to the paucity of narrow metal lines. Earlier type stars often have higher rotational velocities and weaker metallic lines, limiting the accuracy of the radial velocity determination but, at least for stars with metal lines, still allowing the computation of a CCF and therefore the estimation of the RV. In the presence of only few metal lines in the early type stars, the correlation with the G2 template (the “earliest” available for HARPS) will return a CCF with a small contrast (few %). Due to the scarcity of narrow metal lines, early-type templates will necessarily include strong lines which naturally suffer from asymmetries, which in turn will lower the RV precision. For the time being, the RV of earlier spectral types is estimated by automatic fitting of the core of $H\beta$ with a second-order polynomial as part of the VASP analysis (cf. Sect. 4.2). While techniques such as the cross correlation in Fourier space with template spectra obtained from observations allows relative accuracies of $\approx 10 \text{ m s}^{-1}$ in RVs on early type stars (Galland et al. 2005), we use the faster CCF method, as such an accurate RV determination is not our primary concern.

We designate SB2 and SB3 binarity status from the presence of multiple peaks in the CCF, or via a careful analysis of the spectrum, identifying spectral features belonging to stars of different spectral types. The latter case is when the stars have widely different spectral types, and the CCF mask only “sees” one of the components (see e.g. V4385 Sgr, Sect. 4.3.3). Since we have only one epoch, the SB1 designation is not used.

Out of the 221 observed targets, we identify 22 new SB2 binaries, several of these as components of wide visual binaries. In addition we find four new SB3 binaries. However, the binarity of most of our targets remains undetermined due to our single-epoch approach. For many of the stars we could not compute a CCF, due to the difficulty to build reliable templates for such peculiar objects. We postpone accurate determination of the binary status of such stars to a later work.

4.2. Spectral classification

The first set of atmospheric parameters (T_{eff} , $\log g$, [Fe/H]) listed in Table 4.1 have been obtained automatically by comparison of the observed spectra with theoretical spectra in a region around $H\beta$ (486 nm). This spectral window can be used to uniquely constrain the atmospheric parameters for stars with spectral types A to K (Allende Prieto 2003). This automated software (VASP: VSOP Automatic Stellar Parameters) and the synthetic spectra are very similar to those used for the STELLA robotic telescopes (Strassmeier et al. 2007; in preparation).

The search for the optimal solution is carried out using the Nelder-Mead algorithm and third order interpolation in a grid of synthetic spectra based on Kurucz (2006) model atmospheres and modern line and continuous opacities³ (Allende Prieto et al. 2003b,a). The grid currently in use covers $4500 < T_{\text{eff}} < 7500$ K. To overcome problems with fast rotation, the grid has been constructed with a resolution of 38 km s^{-1} , corresponding to a spectral resolving power of 7,700. For faster rotational velocities, the accuracy of the fits decrease significantly as rotation increases.

The solar reference abundances are from the photospheric values compiled by Asplund et al. (2005). Known spectroscopic binaries (cf. Sect. 4.1), as well as stars clearly outside the grid boundaries, are not run through VASP.

Future upgrades to VASP will include wider temperature range grids, as currently only about one third of our targets fall within the limits of the grid. Other upgrades will be parameter estimation using other spectral intervals besides $H\beta$, and the ability to handle rotational broadening.

For comparison, we have included results from a classical abundance analysis obtained with the VWA⁴ package (Bruntt et al. 2004). VWA works with the original (full resolution) spectra and determines the abundance of each individual line. It relies on the lines of Fe, Cr and Ti to automatically adjust the microturbulence, T_{eff} and $\log g$ of the applied atmospheric models (Heiter et al. 2002). VWA is a semi-automatic procedure and to obtain optimal results the user needs to make (1) a careful correction of the continuum and (2) inspect the fit of individual lines. The abundances found with VWA are based on corrected $\log gf$ values, which are derived from the HARPS spectrum of the Sun. We did not analyse PP Hya due to its high $v \sin i$, which is known to cause problems for VWA's automatic procedures. While VWA seems to produce more robust results, the process involves a lot of manual intervention and is not at this point suited for an automated analysis.

We have in addition performed manual spectral classifications, by comparison with standard stars of the MK spectral classification as defined by Morgan et al. (1978) and Keenan & McNeil (1976). The practical comparison has been done with the help of the Digital Spectral Classification Atlas

by R. O. Gray⁵, using high resolution spectra of spectral standards obtained with HARPS, FEROS and UVES. Whenever the emission cores of the Ca II H&K lines have been present, we have determined the luminosity type from the Wilson-Bappu effect (Wilson & Vainu Bappu 1957), using the calibration by Pace et al. (2003). Since many older classifications are done in this way, it is instructive to investigate the differences between this traditional human skill driven task, and a modern automatic classification.

We have identified several causes for problems in the spectral classifications, the most common one associated with binarity. Spectroscopic and very close visual binaries (separations $< 1.5''$) often show multiple peaks in the CCF, and are thus easy to filter out of the VASP analysis. One such example is V349 Vel (Sect. 4.3.1). We also found that early-type and very metal-weak stars limits the precision of the VASP fit, and of course influences also the manual classification. In many cases, apparent low metallicity may be due to a binary companion contributing light to the spectrum, causing the metallic lines to appear weaker. One clear example of this can be seen in V4385 Sgr (Sect. 4.3.3). In a few cases we have found disagreement between the VASP-computed $\log g$ and the absolute magnitude derived from the Wilson-Bappu relation, in most cases caused by being near the lower temperature limit of the grid.

4.3. Selected individual cases

In this section, we give a few examples of different kinds of objects we have encountered. These examples include both “typical cases” and “special cases”, in order to give an impression of the wide range of phenomena we have to deal with, and which our automated procedures will have to be able to handle. Subsequent publications will deal in depth with interesting special cases, be devoted to resolving binaries, deal with various classes of stars, and will address the general problem of variability classification.

4.3.1. V349 Vel – visual and spectroscopic binary

V349 Vel is a close visual binary, separated by $1.1''$. The CCDM (Dommanget & Nys 1994) lists spectral type F5 for the A component ($m_v = 9.8$), while the B component must be a later type at $m_v = 11.1$. Our HARPS spectrum, obtained on 2006-04-01, reveals a complex CCF with at least four well defined components, the dominant one being a F2 type. Due to their proximity, the fiber entrance ($1.0''$) includes light from both visual components. Thus, the A and B components both split up into SB2 spectroscopic binaries. Based on the line strengths and the rotational broadening, which is expected to be higher for F type stars than for later spectral types, we identify the lines of each of the four components as shown in Fig. 1. While new epoch spectroscopy would be needed to determine the orbital parameters, we consider it beyond doubt that V349 Vel is a four component multiple system composed of two SB2 binaries orbiting each other

The GCVS variability type is α^2 Canum Venaticorum (ACV), which is reserved for magnetic B-A stars with peculiar spectra. We suspect that the SB4 appearance of V349 Vel may have been misinterpreted as spectral peculiarities. We do not see evidence of magnetic activity in the spectrum, hence we also consider BY Dra type variability unlikely. From our spectral analysis (Sect. 4.2) we find that the parameters of the primary component is consistent with an early F type star near

³ Also Kurucz (1993) and <http://kurucz.harvard.edu/>, the odfnw grid.

⁴ VWA is available here: <http://www.hans.bruntt.dk/vwa/>.

⁵ <http://nedwww.ipac.caltech.edu/level5/Gray/frames.html>

Table 1. A sample of results from the automatic analyses. We list the names, HD numbers and spectral types from the manual spectral typing. We give the T_{eff} , $\log g$ and $[\text{Fe}/\text{H}]$ and estimated uncertainties determined by VASP and VWA. $v \sin i$ values are calculated with VWA and have uncertainties of 10-20%. The first four targets are not VSOP targets, but high S/N HARPS spectra taken from Dall et al. (2006), which we have used to calibrate our tools. Full detailed results for all VSOP stars can be found online (see text).

Star	HD	Spectral type	$v \sin i$ [km s ⁻¹]	VASP			VWA		
				T_{eff} [K]	$\log g$	$[\text{Fe}/\text{H}]$	T_{eff} [K]	$\log g$	$[\text{Fe}/\text{H}]$
α Hor	26967	K1III	2	4675(143)	2.8(4)	+0.22(13)	4550(80)	2.2(2)	-0.02(5)
τ Cet	10700	G8V	3	5292(157)	4.6(4)	-0.45(15)	5320(50)	4.5(1)	-0.47(5)
Sun	–	G2V	2	5842(168)	4.5(4)	-0.16(16)	5810(40)	4.5(1)	-0.07(3)
γ Ser	142860	F6IV	11	6322(191)	4.1(7)	-0.18(20)	6250(80)	4.1(1)	-0.24(5)
ZZ Pyx	–	K3V	5	4228(223)	1.4(1)	-0.31(13)	3900(150)	1.4(3)	-1.3(2)
V349 Vel	91021	F2+?	16	7314(241)	5.2(9)	-0.89(54)	7200(150)	4.0(2)	-0.43(5)
LP Vir	115466	F1IV	40	7031(194)	3.4(8)	-0.32(29)	7030(80)	3.7(1)	-0.13(5)
V976 Cen	118551	F0III	40	7048(203)	2.0(7)	-0.16(23)	8400(100)	2.4(2)	-0.78(5)
PP Hya	87130	A5V	80	7924(219)	4.0(8)	-1.35(73)	–	–	–

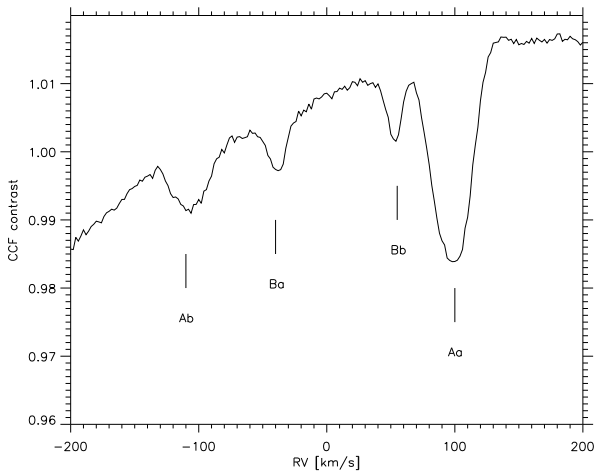


Fig. 1. The CCF of V349 Vel. Capitals denote the CCDM designation, while lower case letters label the individual components of each visual component.

the main sequence. Thus, the primary component of V349 Vel could well belong to the δ Scuti or γ Dor variables. Alternatively, one or both of the SB2 components could show eclipses. Otero (2003) listed V349 Vel as an EA-type eclipsing binary, with $P = 3.02$ d, and notes that additional shorter periods may be present as well. More detailed photometric or spectroscopic observations are needed to understand the components of the system better.

4.3.2. BC Gru – a triplet eclipsing binary

BC Gru is an very short period ($P = 0.2662$ d) eclipsing contact binary, listed as a late-type contact W system in the catalog by Malkov et al. (2006). Apparently, this object has not even been observed with low-resolution or objective prism surveys.

Our FEROS spectrum of BC Gru not only confirms the contact binary nature, but also reveals a third component, as evident in Fig. 2. All three stars have approximately the same spectral type. We have performed a simple spectral fitting using archive HARPS spectra of the K2V star HD 22049 (ϵ Eri). We have artificially broadened and Doppler-shifted two copies of this template, then combined with an unbroadened copy of the same template to emulate the spectrum of BC Gru. The fitting has been done using STARMOD (Barden 1985; Montes et al.

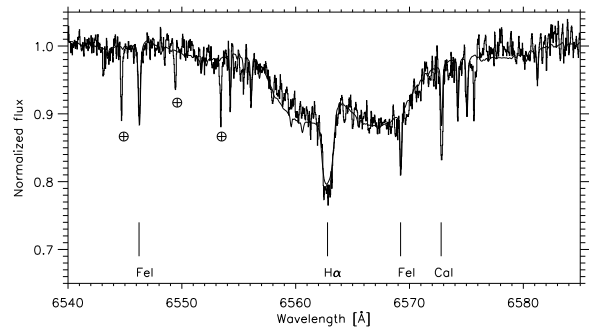


Fig. 2. $H\alpha$ line region of BC Gru. Over-plotted is the best fitting synthetic spectrum (see text). The marked lines all belong to the tertiary component, except the telluric lines marked \oplus .

1995, 2000). A better fit could likely be obtained using different templates for each component, but in order to do a more accurate analysis, one would need spectra at several different orbital phases. Our analysis yields rotational velocities of $(v \sin i)_a = 165 \pm 50$ km s⁻¹ and $(v \sin i)_b = 142 \pm 50$ km s⁻¹, while the sharp-lined component is a very slow rotator, with measured $(v \sin i)_c = 6 \pm 3$ km s⁻¹. In Fig. 2 the a component is the red-most one.

4.3.3. V4385 Sgr – composite spectrum

V4385 Sgr is a known composite spectrum star, classified as an ellipsoidal variable, and hence a close early-type binary system with geometrically distorted components (Kazarovets et al. 1999a). Its variability was detected by Hipparcos, which found a period of 2.62 d with peak-to-peak variations of 0.08 mag. It was observed during lunar occultations (Dunham 1974; Schmidtke et al. 1989) and recorded as double in the University of Texas Special Double Star list (Schmidtke 1979). Previous prism observations (typically $39/91$ Å mm⁻¹) were obtained by several authors (see, e.g., Houk & Cowley 1975; Reed & Beatty 1995; Garrison et al. 1977; Abt et al. 1979; Kennedy 1983; Kawabata et al. 2000). The composite spectrum is usually classified combining an early B to late A star component, plus an early F. In particular, Garrison et al. (1977) classified V 4385 Sgr as a shell star having Mg, He, and Si like a B5 star but with very broad H and Ca II and the rest of the spectrum like an F2 star.

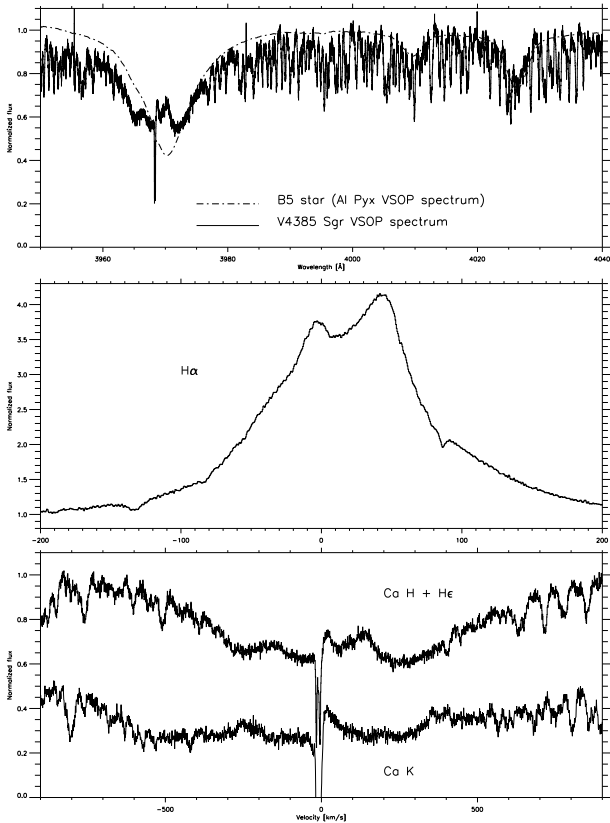


Fig. 3. Plot of selected spectral regions of V4385 Sgr. Fluxes are normalized to the continuum. *Top:* Over-plotted is the VSOP spectrum of the B5 star AI Pyx. The composite B+F nature of the V4385 Sgr spectrum is evident. *Middle:* $H\alpha$ profile. *Bottom:* Ca II H+K lines. The K line has been shifted down for display purposes. Note that B stars do not show these lines, so the complex structure (also visible in top panel) comes from the F-star alone.

SIMBAD however, classifies it as a A2/A3V primary and unknown secondary, which is clearly incorrect.

Our high quality VSOP spectrum of V4385 Sgr ($S/N = 130$ at 550 nm) was obtained on 2006-05-04 using HARPS, and is the first full optical range high resolution spectrum of the source. The HARPS CCF is single-peaked at high contrast (11%) but asymmetric, as expected due to geometric distortion. The CCF is constructed using a G2 mask, and hence represents the average line profile of the F-component only at a radial velocity of 14.5 km s^{-1} . The FWHM of the CCF is 13 km s^{-1} , which is a safe upper limit for $v \sin i$. Thus the rotation is significantly slower than for the average early F-star, which is surprising given the short variability period, and the fact that binary evolution tends to increase rotation rates as the orbit shrinks.

The spectrum (Fig. 3) shows the typical He I lines of the B component superimposed on the metallic-line spectrum. Note that the RV of the two components seem compatible within the uncertainties.

The VSOP spectrum shows Balmer emission lines, strongest at $H\alpha$ ($\text{FWHM} = 132 \text{ km s}^{-1}$), core fill-in at $H\beta$ and $H\gamma$ (see also Merrill & Burwell 1950). Weak P Cyg profiles can be seen in several lines, however not in the Balmer lines. Note that the lines of both components, including the strong $H\alpha$ emission, are compatible with $\text{RV} = 14.5 \text{ km s}^{-1}$. The interstellar Na doublet

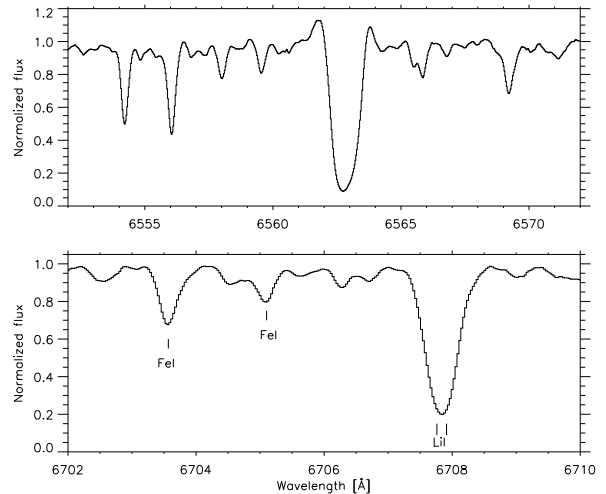


Fig. 4. Selected spectral regions of V1045 Sco: *Top:* $H\alpha$ profile. Note the emission on both the red and blue edges, and the strong reversal. *Bottom:* The lithium line region.

is saturated and presents also a P Cyg profile from the underlying stellar spectrum.

Based on the observed emission properties, and on the undisputable two-component nature, we can safely rule out that the 2.62 d period can be due to γ -Dor like pulsations in a single F star. Rather, due to the slow rotation of the F-star and the apparent same RV of the two components, we propose that V4385 Sgr could be a near pole-on viewed close binary system, showing only slight eclipses. We propose that the orbital period is equal to the photometric period, caused either by a partial eclipse of the smaller component, or by variations in the wind structure over the orbit. Unfortunately, only scattered photometric data exists, as summarized by Reed (1998), making it difficult at this point to test the hypothesis. Given its brightness, the star would be an easy target for small telescopes.

4.3.4. V1045 Sco – strong lithium absorption

V1045 Sco (HD 144377, $V=8.06$) is classified as K5III in SIMBAD, with only one bibliographic reference (Kazarovets et al. 1999b). It is an IRAS source with a flux of 2 Jy in the $12\mu\text{m}$ channel, and decreasing fluxes towards the longer wavelength bands. The mid-IR flux is therefore well above the expected photospheric level, and indicates circumstellar, dusty, material.

We have secured two FEROS spectra of this object, on 2006-08-11 and 2006-09-16. Our spectral typing procedure (Sect. 4.2) yields consistently a somewhat later spectral type, K7, compatible with a giant (or sub-giant). A radial velocity of 25.77 km s^{-1} is determined. A striking feature is the $H\alpha$ profile (Fig. 4). The line is in absorption, but exhibits slightly asymmetric double-peaked emission features in both wings, possibly indicative of a rotating disk.

The star exhibits a strong lithium (6708 \AA) absorption, with a measured equivalent width of 0.48 \AA . Taken together with its late spectral type, this is a strong youth indicator. Note that the star is compatible with being a (weak-lined, as $H\alpha$ emission is inverted) T-Tauri star according to the commonly accepted spectroscopic criteria by Martin (1997). Comparing its lithium strength to recent measurements in a sample of nearby, young

objects (Torres et al. 2006), we conclude that it is at least as young as the ≈ 10 Myr old β Pictoris moving group members. Its apparent youth and its location in the northern outskirts of the Upper Scorpius OB association indicates that V1045 Sco might be related to, or in the foreground of, this 5 Myr young association (Preibisch & Zinnecker 1999). This is supported by the apparent presence of remnant circumstellar material, inferred by the $H\alpha$ profile and mid-IR excess. Its measured heliocentric $RV = 25.77 \text{ km s}^{-1}$ is, however, inconsistent with the bulk motion of Upper Scorpius members that peak around -10 km s^{-1} (see, e.g., Sartori et al. 2003; Jilinski et al. 2006) The star may therefore well be located in the foreground of the association, possibly related to the Gould Belt (Guillout et al. 1998).

4.3.5. DM Boo – reclassification

DM Boo (HD 120447, HIP 67499, BD+11 2604) has been classified as an irregular variable star of spectral type G5 (Simbad) and a Johnson V magnitude and $(B-V)$ color of 8.68 and 0.67 respectively. The only photometric monitoring found in the literature is the one carried out by the Northern Sky Variability Survey (NSVS; Woźniak et al. 2004). The average brightness of the star in their no-filter observations (ROTSE) gives a value of 8.59 mag, with a scatter of less than 0.08 mag (and precision of 0.01 mag). Hipparcos gives a parallax for the star of $5.80 \pm 1.25 \text{ mas}$, corresponding to a distance of $d = 172 \text{ pc}$.

There are also $uvby$ observations (one set, from 1993) and the V and B values from Tycho. The Tycho-2 Spectral Type Catalog (Wright et al. 2003) converts the G5 spectral class into a temperature of $T_{\text{eff}} = 5150 \text{ K}$. The GCVS lists the star as a IB type, i.e., a poorly studied irregular variable of intermediate to late spectral type.

The VSOP FEROS spectrum was taken on 2006-08-12 with an integration time of 600 s. From the CCF we derive a $v \sin i$ of $\approx 65 \text{ km s}^{-1}$ and a radial velocity of -42 km s^{-1} . The most prominent features are strong Ca II H&K emission cores, which, together with the fast rotation, points to a young active star. Analysis of the lithium line region reveals higher than solar photospheric lithium abundance, confirming the notion of a relatively young, active star. We thus feel confident classifying DM Boo as a BY Draconis star, noting the low photometric amplitude typical of such stars.

4.4. Evaluation in terms of spectral type and binarity

To compute some statistics of the VSOP observations, we must rely on “old” values as they were before VSOP observations. This concerns mostly the spectral type and the binary status. The old spectral type is determined automatically by querying SIMBAD. To determine the binary status of a target, we query VizieR catalogues with the Multiple and Double stars, Spectroscopic, Cataclysmic and Eclipsing binary keywords to see if the star belongs to one of these classes. If the star belongs to a catalogue of spectroscopic binaries, or one providing orbits of stars, the star is said to be a binary. If the star belongs to some visual binaries or multiple and double stars catalogs, the star is suspected to be a visual binary. Finally, if it only belongs to the Tycho’s and Hipparcos catalogues, the suspected binary status is inferred from the MultFlag parameter of the catalogue. The procedure is quite complex, and is described in the wiki website (Binary Status page). We have tested various combination of criteria, which seems to converge to a relatively stable results. Our statistics are based on these tests.

The main points of the VSOP observations can be summarized as follows:

- VSOP observations allow to revise more than two third of the spectral types.
- Among these revisions about 4% had no previous spectral type, about 25% of the revisions implies a complete change of spectral class (say from F to G), about 30% are changes by more than one subclass (say from F3 to F5), and about 20% are changes of one subclass. The remaining approximately 20% are assignment or re-assignment of luminosity class.
- There are no clear trends or systematic biases toward revisions of any given spectral class, spectral subtype, or luminosity class.
- 40 of our targets (about 20%) appear to be spectroscopic binaries. Of these, 22 are previously unknown SB2 systems, while we have identified four new SB3 systems.

5. The future of VSOP

This paper has presented the first data release from VSOP, covering ESO Period 77. Observations are ongoing in Periods 78 and 79, and data from these periods will be released as soon as the periods end.

5.1. Next steps

Future space missions like COROT and GAIA will provide a wealth of data for variable stars that will be observed with unprecedented precision and sampling of their light curves. Nevertheless, situations of ambiguity in the determination of the variability type can arise. Also, as in the case of Hipparcos, it is expected that these data will lead to the discovery of a number of new classes of variables. For all of them, it will be necessary to refine their variability type and position in the HR diagram with spectroscopic data. This is what VSOP has been doing with objects of the GCVS, but the sheer number of stars provided by these missions would deem this classification impossible to be determined by hand.

For the next steps, the main aim of VSOP is to acquire and develop the necessary tools to provide good and reliable spectral and variability classification of stars automatically from the available data, either the spectrum, the light curve, color information, or combinations of these.

5.2. Automatic variability classification

There have been in the past several attempts to mine large archives of variable objects data, mainly based on photometric time series and, sometimes, on photometric colours as well. Good examples in the field of classification, are the series of papers on MACHO, OGLE and ASAS data (for RR Lyrae stars, for example, see Alcock et al. (2003), Soszynski et al. (2003) and Wils et al. (2006), for MACHO, OGLE and the NSVS respectively), where catalogues of distinct variability classes are compiled according to several selection criteria (rules) and, in some occasions, with human intervention. Basically, the problem of supervised classification of variable objects can be described as that of defining general boundaries (hard or fuzzy) in the hyper-space of the features that describe the classes, based on a set of examples of each class.

The field of Machine Learning and Pattern Recognition offers a wealth of alternatives for defining more complex, flexible,

and general boundaries than the hyperboxes used in the compilation of catalogues, minimizing at the same time the human intervention in the classification process. In this sense, the VSOP automatic variability classifier will build upon a previous effort (Sarro et al. 2006; Deboscher et al. 2006, 2007) carried out during the past few years to i) create a well defined training set of bona fide variable objects belonging to the most important and numerous classes, ii) analyse the most relevant and informative features that describe these classes and iii) to study and compare different approaches to the task of classification, from Bayesian Networks (Pearl 1988) to Bayesian averages of artificial neural networks (Neal 1996) or SVMs (Support Vector Machines, Vapnik 1995). The development of this classifier was motivated by the wealth of data expected from the COROT space mission (Baglin et al. 2000) and was thus designed to facilitate the in-depth analysis of representative samples of these classes as observed by COROT. It produces probabilistic class assignments based on photometric time series parameters (harmonic amplitudes of component frequencies, phase differences, amplitude ratios, etc). The objective is twofold: i) to generate class specific object lists for further analysis by COROT's Additional Program scientists and ii) to detect objects lying outside the known density distribution of objects/classes in the parameter space; these objects can possibly represent new astrophysical scenarios for variability. The classifier presented in Deboscher et al. (2007) has now been extended by the same authors to incorporate the photometric colours $B-V$, $V-I$, $J-H$, $H-K$ and, for a reduced number of classes, also Strömgren indices (Sarro et al. 2007).

The effort described in the previous paragraphs is now being continued and adapted as part of the GAIA Data Processing and Analysis Consortium (Gilmore et al. 2000) to incorporate attributes that will be provided by GAIA instruments such as Blue and Red spectrophotometry or spectroscopy near the Calcium infrared triplet (Eyer 2006).

The VSOP automatic classifier is designed as a Virtual Observatory compliant service capable of producing probabilistic class assignments for objects with a wide variety of attributes available (from time series photometry to multi-wavelength spectra or photometric colours) and will thus represent the culmination of all the efforts on which it is based.

The development plan necessarily includes a first stage where spectra of at least a representative sample of the COROT training set objects have to be obtained in order to allow for the incorporation of spectral information to the classifier. Here is where VSOP initially will play a major part by collecting this dataset. Subsequent to this, a study will be conducted in order to determine an optimal subset of features providing the best classification performance. Obvious candidate features will be line or band fluxes, equivalent widths, ratios, and/or combinations thereof, line asymmetry measures, and derived physical parameters (T_{eff} , $\log g$, $[\text{Fe}/\text{H}]$). All these will be subject to the statistical feature analysis classical in Machine Learning applications.

One obvious requisite of the classifier will be its capability for prediction based on incomplete data. This can happen if the spectral information only covers a fraction of the wavelength range used for training or if the resolution is too poor to separate several lines. Based on these specifications, several state-of-the-art machine learning algorithms will be applied to the training set and the performance assessed according to standard figures of merit like overall misclassification rates or the area under the receiver operating curve (Fawcett 2003).

While these efforts are already undergoing in the context of the space missions, the VSOP team is actively taking part in

these new developments towards complete automatic classification.

5.3. Long-term vision

While it is growing rapidly, VSOP is flexible enough to allow us to imagine a long-term future. VSOP is a project implemented only by astronomers, using the MediaWiki software. With a simple, though large, collection of scripts developed over the year of operation, in addition to the already implemented spectrograph's pipelines, VSOP is a quasi-automatic spectrum production machine whose results are automatically available through a wiki website. As emphasized before, the spectral and variability analysis will also become automatic in the future. The wiki provides a scriptable and clean interface which requires minimum human intervention, while centralizing all the work done by the team. In this sense, it combines both the advantages of an automatically generated content website (homogeneity, reliability, cleanness), with the total flexibility for the contributors to customize a specific point, and for the public to have access to the data, the information and the history. In that perspective, we could imagine an all-automatic wiki-database accepting *pipeline-reduced* spectra from any observatories in the world, not necessarily dedicated to variable stars.

This larger vision of complete automation while retaining absolute flexibility, is at the core of the VSOP future. As a first step in this direction, we have included the released data in Wikimbad (<http://wikimbad.org>) as well as directly on our own VSOP server.

5.4. An Open Community

We would like to stress that VSOP is an open community of scientists. We obtain, process, publish, and provide data at a growing rate, and to be able to keep up with that, we welcome any scientist from any background, who wants to contribute to the growth of the project. By joining the VSOP Team, first access rights to the data is granted, which has already spurred several follow-up projects, and will continue to do so. A major commitment of VSOP is the fast release of data, including fully calibrated reduced spectra. Once released, the data will of course be available to the entire community.

We believe in open sharing of information on all levels, and we believe this can be accomplished without sacrificing individual scientific ambitions by basing our collaboration on teamwork and the drive for fast scientific turnover. We would like to conclude with an open invitation to participate in VSOP and its mission, either as part of the VSOP team, or independently through the freely accessible data releases.

Acknowledgements. This research has made extensive use of the Simbad and VizieR databases, and their XML interface, operated at CDS, Strasbourg, France. We are very grateful to O. Hainaut for suggesting the project name, and to the referee for constructive comments that improved the paper. M.F. was supported by the Spanish grants AYA2004-05395 and AYA2004-21521-E. Supported by the Gemini Observatory, which is operated by the Association of Universities for Research in Astronomy, Inc., on behalf of the international Gemini partnership of Argentina, Australia, Brazil, Canada, Chile, the United Kingdom, and the United States of America.

References

- Abt, H. A., Brodzik, D., & Schaefer, B. 1979, *PASP*, 91, 176
- Alcock, C., Alves, D. R., Becker, A., et al. 2003, *ApJ*, 598, 597
- Allende Prieto, C. 2003, *MNRAS*, 339, 1111
- Allende Prieto, C., Hubeny, I., & Lambert, D. L. 2003a, *ApJ*, 591, 1192

- Allende Prieto, C., Lambert, D. L., Hubeny, I., & Lanz, T. 2003b, *ApJS*, 147, 363
- Asplund, M., Grevesse, N., & Sauval, A. J. 2005, in *ASP Conf. Ser. 336: Cosmic Abundances as Records of Stellar Evolution and Nucleosynthesis*, ed. T. G. Barnes, III & F. N. Bash, 25–+
- Baglin, A., Vauclair, G., & The COROT Team. 2000, *Journal of Astrophysics and Astronomy*, 21, 319
- Baranne, A., Queloz, D., Mayor, M., et al. 1996, *A&AS*, 119, 373
- Barden, S. C. 1985, *ApJ*, 295, 162
- Bruntt, H., Bikmaev, I. F., Catala, C., et al. 2004, *A&A*, 425, 683
- Dall, T. H. 2005, *Informational Bulletin on Variable Stars*, 5617, 1
- Dall, T. H., Santos, N. C., Arentoft, T., Bedding, T. R., & Kjeldsen, H. 2006, *A&A*, 454, 341
- Dall, T. H., Schmidtbreick, L., Santos, N. C., & Israelian, G. 2005, *A&A*, 438, 317
- de Cat, P., Eyer, L., Cuypers, J., et al. 2006, *A&A*, 449, 281
- Debosscher, J., Aerts, C., & Vandebussche, B. 2006, in *Astronomical Society of the Pacific Conference Series*, Vol. 349, *Astrophysics of Variable Stars*, ed. C. Sterken & C. Aerts, 219–+
- Debosscher, J., Sarro, L., Aerts, C., et al. 2007, *A&A* (submitted)
- Dommanget, J. & Nys, O. 1994, *Communications de l'Observatoire Royal de Belgique*, 115, 1
- Dunham, D. W. 1974, *Occultation Newsletter*, 1, 5
- Eyer, L. 2006, in *Astronomical Society of the Pacific Conference Series*, Vol. 349, *Astrophysics of Variable Stars*, ed. C. Sterken & C. Aerts, 15–+
- Fawcett, T. 2003, *ROC Graphs: Notes and Practical Considerations for Data Mining Researchers*
- Galland, F., Lagrange, A.-M., Udry, S., et al. 2005, *A&A*, 443, 337
- Garrison, R. F., Hiltner, W. A., & Schild, R. E. 1977, *ApJS*, 35, 111
- Gilmore, G. F., de Boer, K. S., Favata, F., et al. 2000, in *Proc. SPIE Vol. 4013*, p. 453-472, *UV, Optical, and IR Space Telescopes and Instruments*, James B. Breckinridge; Peter Jakobsen; Eds., ed. J. B. Breckinridge & P. Jakobsen, 453–472
- Guillout, P., Sterzik, M. F., Schmitt, J. H. M. M., Motch, C., & Neuhaeuser, R. 1998, *A&A*, 337, 113
- Heiter, U., Kupka, F., van't Veer-Menneret, C., et al. 2002, *A&A*, 392, 619
- Horne, K. 1986, *PASP*, 98, 609
- Houk, N. & Cowley, A. P. 1975, *University of Michigan Catalogue of Two-Dimensional Spectral Types for the HD Stars* (Ann Arbor: Univ. Michigan)
- Jilinski, E., Daflon, S., Cunha, K., & de La Reza, R. 2006, *A&A*, 448, 1001
- Kaufer, A., Stahl, O., Tubbesing, S., et al. 1999, *The Messenger*, 95, 8
- Kawabata, K. S., Hirata, R., Ikeda, Y., et al. 2000, *ApJ*, 540, 429
- Kazarovets, A. V., Samus, N. N., Durlevich, O. V., et al. 1999a, *Informational Bulletin on Variable Stars*, 4659, 1
- Kazarovets, A. V., Samus, N. N., Durlevich, O. V., et al. 1999b, *Informational Bulletin on Variable Stars*, 4659, 1
- Kazarovets, E. V., Kireeva, N. N., Samus, N. N., & Durlevich, O. V. 2003, *Informational Bulletin on Variable Stars*, 5422, 1
- Kazarovets, E. V., Samus, N. N., Durlevich, O. V., Kireeva, N. N., & Pastukhova, E. N. 2006, *Informational Bulletin on Variable Stars*, 5721, 1
- Keenan, P. C. & McNeil, R. C. 1976, *An atlas of spectra of the cooler stars: Types G,K,M,S, and C. Part 1: Introduction and tables* (Columbus: Ohio State University Press, 1976)
- Kennedy, P. M. 1983, *MK Classification Catalogue Extension* (Weston Creek: Mt. Stromlo Obs.)
- Kholopov, P. N., Samus, N. N., Frolov, M. S., et al. 1998, in *Combined General Catalogue of Variable Stars*, 4.1 Ed (II/214A). (1998)
- Kurtz, D. W., Elkin, V. G., & Mathys, G. 2006, *MNRAS*, 370, 1274
- Kurucz, R. 1993, *ATLAS9 Stellar Atmosphere Programs and 2 km/s grid*. Kurucz CD-ROM No. 13. Cambridge, Mass.: Smithsonian Astrophysical Observatory
- Kurucz, R. L. 2006, in *EAS Publications Series*, ed. P. Stee, 129–155
- Lefever, K., Puls, J., & Aerts, C. 2007, *A&A*, 463, 1093
- Malkov, O. Y., Oblak, E., Snegireva, E. A., & Torra, J. 2006, *A&A*, 446, 785
- Martin, E. L. 1997, *A&A*, 321, 492
- Mayor, M., Pepe, F., Queloz, D., et al. 2003, *The Messenger*, 114, 20
- Merrill, P. W. & Burwell, C. G. 1950, *ApJ*, 112, 72
- Montes, D., de Castro, E., Fernandez-Figueroa, M. J., & Cornide, M. 1995, *A&AS*, 114, 287
- Montes, D., Fernández-Figueroa, M. J., De Castro, E., et al. 2000, *A&AS*, 146, 103
- Morgan, W. W., Abt, H. A., & Tapscott, J. W. 1978, *Revised MK Spectral Atlas for stars earlier than the sun* (Williams Bay: Yerkes Observatory, and Tucson: Kitt Peak National Observatory, 1978)
- Neal, R. M. 1996, *Bayesian Learning for Neural Networks* (New York: Lecture Notes in Statistics Springer Verlag)
- Newberg, H. J. & Sloan Digital Sky Survey Collaboration. 2003, in *Bulletin of the American Astronomical Society*, 1385–+
- Otero, S. A. 2003, *Informational Bulletin on Variable Stars*, 5480, 1
- Pace, G., Pasquini, L., & Ortolani, S. 2003, *A&A*, 401, 997
- Pearl, J. 1988, *Probabilistic reasoning in intelligent systems: networks of plausible inference* (San Francisco, CA, USA: Morgan Kaufmann Publishers Inc.)
- Preibisch, T. & Zinnecker, H. 1999, *AJ*, 117, 2381
- Reed, B. C. 1998, *ApJS*, 115, 271
- Reed, B. C. & Beatty, A. E. 1995, *ApJS*, 97, 189
- Rockosi, C. M. 2006, in *American Astronomical Society Meeting Abstracts*, 172.04–+
- Sarro, L., Debosscher, J., López, M., & Aerts, C. 2007, *A&A* (in preparation)
- Sarro, L. M., Debosscher, J., Aerts, C., Garrido, R. Solano, E., & Vandebussche, B. 2006, in "The CoRoT Mission", (Eds) M. Fridlund, A. Baglin, J. Lochar & L. Conroy, ESA Publications Division, ESA Spec.Publ. 1306, 385–391
- Sartori, M. J., Lépine, J. R. D., & Dias, W. S. 2003, *A&A*, 404, 913
- Schmidtke, P. C. 1979, *PASP*, 91, 674
- Schmidtke, P. C., Africano, J. L., & Quigley, R. 1989, *AJ*, 97, 909
- Schmidtbreick, L., Tappert, C., Horst, H., Saviane, I., & Lidman, C. 2007, *A&A*, 461, 943
- Selam, S. O. 2004, *A&A*, 416, 1097
- Solano, E., Catala, C., Garrido, R., et al. 2005, *AJ*, 129, 547
- Soszynski, I., Udalski, A., Szymanski, M., et al. 2003, *Acta Astronomica*, 53, 93
- Steinmetz, M., Zwitter, T., Siebert, A., et al. 2006, *AJ*, 132, 1645
- Teltng, J. H., Schrijvers, C., Ilyin, I. V., et al. 2006, *A&A*, 452, 945
- Torres, C. A. O., Quast, G. R., da Silva, L., et al. 2006, *ArXiv Astrophysics e-prints*
- Vapnik, V. N. 1995, *The nature of statistical learning theory* (New York, NY, USA: Springer-Verlag New York, Inc.)
- Vogt, N. 2006, *A&A*, 452, 985
- Wils, P., Lloyd, C., & Bernhard, K. 2006, *MNRAS*, 368, 1757
- Wilson, O. C. & Vainu Bappu, M. K. 1957, *ApJ*, 125, 661
- Woźniak, P. R., Vestrand, W. T., Akerlof, C. W., et al. 2004, *AJ*, 127, 2436
- Wright, C. O., Egan, M. P., Kraemer, K. E., & Price, S. D. 2003, *AJ*, 125, 359
- York, D. G., Adelman, J., Anderson, Jr., J. E., et al. 2000, *AJ*, 120, 1579

Properties of the stars in our sample								
GCVS name	A.k.a.	Date	Ins.	m_V	Var.	Spec.	Bin.	Notes
AI Pyx	GSC 07145-02569	2006-04-01	H	6.23	IA	B3V	?	Old Spec ⁶ : B4V
AL Leo	GSC 01415-01312	2006-04-01	H	9.92	EA/D	F5V	Y	OS: F5
AN Pyx	GSC 06039-01085	2006-04-01	H	8.25	ACV	A2V-IV	?	OS: A0V
AO Ant	GSC 07179-02338	2006-06-11	F	8.56	?	M4III	VIS	OS: M0
AQ Ant	GSC 07187-00952	2006-06-13	F	9.02	?	M3III	?	OS: K5
AR Ant	GSC 07708-00615	2006-04-09	F	9.3	LB	M4III	?	OS: M
AY Ant	GSC 07727-00703	2006-06-12	F	9.84	?	K0e	?	OS: Kp
BC Gru		2006-08-09	F	9.9	EW	K0+K0+K	SB3	OS: ?, Old Bin ⁷ : Y
BH Cap	GSC 05762-02497	2006-04-02	H	8.03	EB	F2IV+F2?	SB2	OS: F0, OB: Y
BK Cap	GSC 06338-00216	2006-05-12	F	8.78	LB	M1III	?	OS: M1/M2III:
BM Scl	GSC 07512-00800	2006-08-07	F	8.28	LB	M1III	?	OS: M2III
BP Psc	GSC 05244-00148	2006-06-29	H	9.04	IT	G2IVe	?	OS: ?
BP Scl	GSC 07512-00221	2006-08-07	F	8.07	LB	K7III	?	OS: K5III
BQ Scl	GSC 07507-01012	2006-06-16	F	8.88	?	K5III	?	OS: M0III:
BS Pav		2006-04-02	H	9.8	IS	M6	?	OS: ?
BW CMi	GSC 00206-01099	2006-04-18	F	9.02	LB	K8V	?	OS: M0
BW Pyx	GSC 06590-00111	2006-04-18	F	9.93	SR	M2III	?	OS: M
BZ Ind	GSC 09324-00534	2006-08-10	F	8.72	LB	M4III	?	OS: M3III
CL Phe	GSC 08457-00425	2006-06-09	H	9.7	BY	K2IV-V	?	OS: K1V
CP Cir	GSC 09019-01463	2006-04-02	H	7.51	GCAS	B5V	?	OS: B5IV
CS Gru	GSC 07996-00969	2006-05-21	H	9.45	BY	G8V	Y	OS: G8/K0V, OB: ?
CX Gru	GSC 07997-00367	2006-06-09	H	6.66	ELL	F8V+F8V	SB2	OS: F7V, OB: VIS
DG Oct	GSC 09469-00374	2006-06-13	F	8.90	?	M3III	?	OS: M3III:
DG Psc	GSC 00575-00094	2006-08-09	F	8.74	LB	M4III	?	OS: M
DH Psc	GSC 00569-00289	2006-08-09	F	8.69	LB	M3III	?	OS: K5
DI Psc	GSC 00575-00918	2006-08-08	F	7.28	LB	G8III-IV	?	OS: K0
DK Psc	GSC 00576-00284	2006-08-09	F	8.38	LB	M3III	?	OS: M
DM Boo	GSC 00903-00938	2006-08-12	F	8.73	BY	G2	?	Old Var ⁸ : IB, OS: G5
DR Cru	GSC 08655-01039	2006-07-02	F	8.88	BY	K5V+K	SB2	OS: K3/K4V, OB: ?
DS Cha	GSC 09418-00570	2006-04-13	F	8.96	LB	M2III	?	OS: M2
DT Cha	GSC 09415-00568	2006-04-21	F	8.56	LB	K3IV	?	OS: K3III
DT Tuc	GSC 08839-00456	2006-08-09	F	9.09	LB	M4III	?	OS: M3III
DW Tuc	GSC 09130-00332	2006-08-09	F	9.04	LB	M2III	?	OS: M1III
DX Tuc	GSC 09130-01530	2006-08-08	F	9.63	EW	F5+F	SB2	OS: F7IV/V, OB: Y
EF Aqr	GSC 05248-01030	2006-06-29	H	10.3?	ELL	G0+G?	SB2	OS: G0, OB: Y
EO Boo	GSC 01481-00660	2006-09-16	F	8.45	LB	M1III	?	OS: M2III
FQ Leo	GSC 00267-00569	2006-04-21	F	8.19	LB	M2IV-III	?	OS: K5
FQ Lup	GSC 07339-01070	2006-09-09	F	9.5	L	M7	?	OS: M5/M6II:
GK Cnc	GSC 01401-00763	2006-06-14	F	9.13	?	M4III	?	OS: M
GSC 00244-00434		2006-04-18	F	10.4	?	F0IV	VIS	OS: F5
GSC 7831-0069		2006-09-01	F	10.48	??	F0	?	OS: ?
GSC 9027-4849		2006-06-13	F	?	?	K0+K?	SB2	OS: ?, OB: ?
HD 109962	GSC 08232-01689	2006-04-13	F	9.54	?	F0IV-III	?	OS: F2V
HD 117316	GSC 09254-01886	2006-04-13	F	8.23	?	F0III	?	OS: F2IV
HD 156542	GSC 06241-00434	2006-09-07	F	?	?	F3IV-III	?	OS: F0V
HD 89027	GSC 04910-01309	2006-06-13	F	?	?	F1V	?	OS: F0
HD 95671	GSC 08619-02281	2006-04-01	H	9.83	?	G0V	?	OS: G0
HD 95673		2006-04-21	F	9.0	?	A0V	VIS	
HX Lib	GSC 06752-00434	2006-09-08	F	8.45	LB	M1III	?	OS: M0III
HZ Lib	GSC 05580-00356	2006-09-08	F	8.02	LB	M0III	?	OS: M
IK Lib	GSC 06761-00434	2006-09-08	F	7.91	LB	M1III	?	
IM Vir	GSC 04955-00912	2006-04-02	H	9.69	?	G8V+K2V	SB2	OS: G5, OB: Y
IP Lib	GSC 06775-00038	2006-04-02	H	9.97	BY	K0V	VIS	OS: G5/G6V
IR Lup	GSC 08278-01151	2006-09-01	F	8.49	LB	M2III	?	OS: M2/M3III
IX Lib	GSC 05604-00579	2006-09-08	F	8.54	LB	M2III	?	OS: M
IX Lup	GSC 08698-00010	2006-06-10	F	8.32	?	M2III	?	

Table continuing next page

⁶ hereafter OS⁷ hereafter OB⁸ hereafter OV

Properties of the stars in our sample								
IX Vir	GSC 04931-00916	2006-04-21	F	8.22	LB	M2III	?	OS: M
IY Lib	GSC 05597-00200	2006-09-08	F	7.9	LB	M0III	?	OS: K5
IY Lup	GSC 07316-00591	2006-09-08	F	8.23	LB	M1III	?	OS: M2III
IY Vir	GSC 00865-00094	2006-04-21	F	9.43	LB	K8III	?	OS: M0
KK TrA		2006-08-11	F	9.5	L	M7	?	OS: M5Ib:
KL Lup	GSC 07822-00250	2006-09-09	F	8.23	LB	M0III	?	OS: K5III
KM Aqr	GSC 05802-00227	2006-08-10	F	8.13	LB	M3III	?	OS: M
KM Lup	GSC 07830-02867	2006-09-13	F	7.57	LB	M2	?	OS: M2III
KN Com	GSC 00881-00011	2006-06-13	F	8.81	?	M3III	?	OS: M0
KN Lup	GSC 07313-00641	2006-04-02	H	9.21	BY	G7V	SB2	OS: G0V, OB: ?
KN Vir	GSC 04944-01258	2006-04-01	H	7.41	LB	K7III	?	OS: K5
KO Lup	GSC 07317-00457	2006-09-08	F	6.89	LB	M6III	?	OS: M3/M4III
KP Lup	GSC 08299-02622	2006-09-13	F	7.93	LB	M5III	?	OS: M4III
KQ Aqr	GSC 06955-01363	2006-06-04	H	9.53	ACV	A0V	?	
KQ Vir	GSC 04941-00938	2006-04-01	H	8.84	LB	M1III	?	OS: K5
KS Aqr	GSC 05228-00455	2006-08-10	F	9.42	LB	M4III	?	OS: M1
KS Mus	GSC 09230-01722	2006-04-13	F	8.07	LB	M1III	?	OS: M2III
KX Lup	GSC 07837-01552	2006-04-12	F	8.34	LB	M1III	?	OS: M2III
KY Aqr	GSC 05239-01000	2006-08-10	F	8.81	LB	M3III	?	OS: K5
LO Aqr	GSC 05811-01661	2006-08-10	F	7.44	IB	A9	?	OS: F0
LO Mus	GSC 09000-00155	2006-04-02	H	8.61	BY	K2V	?	OS: K0V
LP Vir	GSC 05547-01517	2006-04-01	H	6.92	ELL	F1IV	?	OS: F0
LV Hya	GSC 07222-01221	2006-04-01	H	6.2	ACV	A0III	?	OS: A0V
LW Vir	GSC 05545-00751	2006-04-09	F	9.14	LB	K8V-IV	?	OS: K5
MS TrA	GSC 09041-00093	2006-05-16	H	8.86	ACV	F2III	SB	OS: A9:IV:p, OB: ?
MS Vir	GSC 06141-00265	2006-09-07	F	9.4	EW	K0+K5	SB2	OS: K0/K1III/IV, OB: Y
MT TrA	GSC 09278-02611	2006-08-27	F	8.44	LB	M1III	?	OS: M2III
MW Vir	GSC 06147-00662	2006-05-21	F	6.95	?	F0V	Y	OS: A5IV
MY Vir	GSC 00320-00214	2006-06-13	F	8.30	?	M3III	?	OS: M
NN Hya	GSC 05451-00040	2006-06-10	F	6.59	?	M0III	?	OS: K5
NP Del	GSC 01647-00196	2006-05-04	H	8.89	ELL	A3IV	?	OS: A0
NP Hya	GSC 00229-00560	2006-04-01	H	7.08	ACV	A0III	VIS	OS: A2
NQ Hya	GSC 06031-00276	2006-04-09	F	7.97	LB	K7IV	?	OS: M1III
NQ Vel	GSC 07673-01114	2006-04-01	H	7.63	IA	B5I+B8?	SB2	OS: A5, OB: ?
NR Peg	GSC 01649-00371	2006-05-21	H	8.13	BY	G5III+?	SB2	OV: EB, OS: G0, OB: Y
NR Vel	GSC 08158-01896	2006-04-01	H	7.56	GCAS	B2e	?	OS: B2V:e
NS Peg	GSC 01654-00963	2006-08-06	F	7.92	LB	M3	?	OS: M
NS Vel	GSC 07662-03038	2006-06-06	F	7.32	?	B6IIIe	?	OS: B6III/IV
NV Aps	GSC 09266-02415	2006-05-21	F	8.87	?	K7III	?	OS: K5
NV Hya	GSC 05462-01496	2006-06-12	F	7.53	?	G8III	?	OS: K0
NW Hya	GSC 04892-00755	2006-06-14	F	7.75	?	K5III	?	OS: K5
NX Peg	GSC 00550-00385	2006-08-08	F	8.1	LB	M3III	?	OS: M
OP Ser	GSC 00920-00630	2006-06-10	F	8.32	?	K0III+?	SB2	OS: K0, OB: ?
OQ Hya	GSC 06034-00871	2006-06-16	F	7.98	?	M0III	?	OS: M1III
OS Peg	GSC 01122-00360	2006-08-11	F	9.06	LB	M2III	?	OS: M0
OT Peg	GSC 01679-00700	2006-05-21	H	9.89	BY	G8IV+G2V	SB2	OS: K0, OB: ?
OU Aps	GSC 09286-01523	2006-04-01	H	8.6	ACV	A1IV	?	OS: A0IV/V
OU Hya	GSC 00241-01908	2006-06-13	F	9.60	?	M3III	?	OS: M2
OV Aps	GSC 09443-01367	2006-04-01	H	8.14	ACV	A7V+A7V	SB2	OS: A7III, OB: ?
OV Hya	GSC 06038-00531	2006-06-11	F	8.76	?	M4III	?	OS: M3/M4III
OX Vel	GSC 08582-02734	2006-04-01	H	7.6	ACV	F3IV-III	?	OS: A4m
PP Hya	GSC 06054-00244	2006-04-01	H	6.84	ELL	A5V	?	OS: A3III
PP Vel	GSC 08582-00358	2006-06-10	F	8.35	?	M1III	?	OS: M2/M3
PQ Hya	GSC 06046-00117	2006-06-11	F	9.00	?	M1III	?	OS: M0
PT Hya	GSC 05489-01121	2006-06-12	F	8.04	?	M2III	?	
PU Hya	GSC 05496-00657	2006-06-14	F	8.87	?	M4III	?	OS: M3III
PW Peg	GSC 00566-01526	2006-08-10	F	8.61	LB	M1III	?	OS: K5
PW Ser	GSC 00367-00383	2006-04-12	F	8.26	LB	M0III	?	OS: K5
PW Vel	GSC 07678-02187	2006-06-11	F	8.52	?	M5III	?	OS: M3III
PX Peg	GSC 01695-01012	2006-08-10	F	8.78	LB	M0III	?	OS: K5
PX Ser	GSC 00379-00580	2006-04-12	F	9.33	LB:	K2V+K5(?)	SB2	OS: K2, OB: ?

Table continuing next page

Properties of the stars in our sample							
PY Hya	GSC 05505-00401	2006-06-13	F	8.88	?	M2III	?
PZ Peg	GSC 01157-00471	2006-08-10	F	9.65	LB	K0	?
QQ Hya	GSC 07186-00100	2006-06-14	F	6.97	?	M2II-III	?
QQ Ser	GSC 05683-01296	2006-05-24	F	7.66	?	M3III	?
QS Peg	GSC 01158-01116	2006-08-10	F	7.96	LB	M0III	?
QV Hya	GSC 07221-00698	2006-04-09	F	9.05	LB	M0IV-III	?
RX Gru	GSC 08008-00397	2006-06-09	H	10.57	EB	G8V+G?	SB2
SX Equ	GSC 01103-02568	2006-06-13	F	8.86	?	M1IV-III	VIS
TV Sex	GSC 00239-01070	2006-06-13	F	8.78	?	M2III	?
TW Sex	GSC 04896-01383	2006-06-13	F	7.93	?	M4III	?
TYC 7798- 500-1		2006-05-21	F		?	F5III	?
UV Crv	GSC 06108-00927	2006-04-01	H	9.38	BY	K3IV+?	SB3
UW Crt	GSC 06090-01429	2006-04-09	F	8.24	LB	K5/7V-IV	?
UW Sex	GSC 05495-00576	2006-04-01	H	9.17	LB	M3III	VIS
V1001 Cen	GSC 08682-01015	2006-04-02	H	7.24	IA	B4	SB2
V1003 Sco	HD 149711	2006-05-04	H	5.83	ELL	B3IV	VIS
V1011 Cen	GSC 09011-04767	2006-09-01	F	8.47	LB	M5	?
V1026 Sco	GSC 06199-00618	2006-04-02	H	8.85	IA	F0IV-III	?
V1045 Sco	GSC 05624-00995	2006-08-11	F	8.08	LB	K7III	?
V1048 Sco	GSC 07342-00752	2006-08-11	F	9.05	LB	K7	?
V1052 Sco	GSC 05613-00357	2006-09-13	F	8.62	LB	M2	?
V1053 Sco	GSC 05625-00721	2006-04-12	F	8.03	LB:	M4IV-III	?
V1066 Sco	GSC 07358-00675	2006-06-11	F	9.08	?	M2III	?
V1080 Sco	GSC 07883-00697	2006-04-01	H	7.65	IA	A0V+A0V	SB2
V1085 Sco	GSC 07388-00568	2006-05-24	F	9.02	?	M5III	?
V1434 Aql	GSC 01030-00103	2006-08-15	F	7.56	LB	M3III	?
V1440 Aql	GSC 05140-00148	2006-05-18	F	8.4	ELL	B1V+B1V	SB2
V1442 Aql	GSC 01048-00621	2006-05-18	F	7.46	LB	K7III-IV	?
V1443 Aql	GSC 01040-00260	2006-04-02	H	8.95	GCAS	B5Ve	?
V1450 Aql	GSC 01042-02041	2006-04-02	H	8.98	EB	A0V+A?	SB2
V1453 Aql	GSC 05143-00240	2006-05-12	F	9.1	LB	M0IV	?
V1459 Aql	GSC 01060-00614	2006-08-08	F	8.48	LB	M3III+M	SB2
V1460 Aql	GSC 05728-01515	2006-06-13	F	9.23	?	M2III	?
V1465 Aql	GSC 00492-01519	2006-05-12	F	9.22	ACV	F2V	?
V1471 Aql	GSC 00498-01575	2006-05-04	H	8.42	EB	A1V+A1V	SB2
V2300 Oph	GSC 00442-01788	2006-05-04	H	6.7	ELL	A0V	?
V2350 Oph	GSC 05047-00021	2006-09-13	F	7.41	LB	M3III	?
V2354 Oph	GSC 06221-00890	2006-09-09	F	8.58	LB	M2III	?
V2356 Oph	GSC 00979-00970	2006-08-23	F	7.07	LB	G8I-II	?
V2361 Oph	GSC 00410-02537	2006-09-01	F	8.62	LB	M5	?
V2362 Oph	GSC 00406-02288	2006-09-01	F	8.72	LB	M5III	?
V2366 Oph	GSC 00399-01658	2006-09-13	F	8.97	LB	M0	?
V2369 Oph	GSC 00982-02178	2006-04-01	H	8.54	BY	G9+?	SB3
V2370 Oph	GSC 00995-02245	2006-09-01	F	9.79	LB	M0	?
V2386 Oph	GSC 00428-01318	2006-09-01	F	7.41	LB	M4IV-III	?
V341 Sge	GSC 01606-01704	2006-05-04	H	7.67	GCAS	B2Ve	?
V344 Hya	GSC 06710-00436	2006-04-09	F	7.28	LB	M2III	?
V344 Peg	GSC 01712-00611	2006-08-07	F	9.63	LB	M7III	?
V349 Vel	GSC 08192-04033	2006-04-01	H	9.64	ACV	F2+?	Y
V350 Nor	GSC 09036-03305	2006-04-01	H	9.2	*	B5+?	SB2
V355 Hya	GSC 06744-00025	2006-09-07	F	8.33	LB	M2III	?
V355 Pav	GSC 09290-00176	2006-05-24	F	8.37	?	M2IV-III	?
V357 Pav	GSC 09291-01224	2006-05-04	H	7.94	ACV	B9III	?
V357 Vel	GSC 08615-02755	2006-06-10	F	8.31	?	K0IV-III	?
V363 Nor	GSC 08710-01594	2006-08-11	F	7.89	LB	M3III	?
V369 Pav	GSC 09313-00616	2006-05-24	F	8.40	?	M2III	?
V370 Nor	GSC 08711-01144	2006-08-27	F	8.17	LB	K7+?	SB2
V371 Nor	GSC 08715-01929	2006-04-02	H	9.35	BY	K5V	?
V375 Nor	GSC 08316-01234	2006-09-13	F	9.79	LB	K2IV-III	?
V384 Pav	GSC 09112-00897	2006-05-12	F	7.99	LB	M3III	?
V389 Pav	GSC 09321-01375	2006-04-30	F	7.61	LB	M0IV	?

Table continuing next page

Properties of the stars in our sample								
V390 Pav	GSC 09114-01109	2006-05-04	H	9.03	BY	K3V	VIS	OS: K2Vp
V412 Pup	GSC 07659-03359	2006-04-09	F	8.74	LB	M4III	?	OS: K5
V414 Pup	GSC 05420-00844	2006-04-01	H	8.80	ACV	A0I+A	SB2	OS: Ap, OB: Y
V422 Pup	GSC 07133-02165	2006-04-09	F	9.04	?	M4III	VIS	OS: K2
V424 Pup	GSC 06563-02968	2006-04-09	F	8.93	LB	K7IV-III	?	OS: K5
V429 Pup	GSC 06000-01200	2006-06-06	F	8.90	?	K5III	?	OS: K5
V432 Pup	GSC 06005-05152	2006-04-01	H	6.67	ACV	A3IV-V+A?	SB2	OS: A1IV, OB: ?
V435 Pup	GSC 07130-01521	2006-04-09	F	8.33	LB	M0III	?	OS: K5
V4376 Sgr	GSC 06258-00907	2006-04-02	H	9.14	ELL	F8IV-III	?	OS: F7V
V4377 Sgr	GSC 07399-00071	2006-05-24	F	8.88	?	K7III	?	OS: K5
V4385 Sgr	GSC 06855-03418	2006-05-04	H	7.42	ELL	B8+F2p	SB2	OS: A2/A3V+, OB: ?
V4393 Sgr	GSC 06277-01745	2006-05-24	F	7.63	?	K5+?	SB2	OS: K5/M0III., OB: ?
V4413 Sgr	GSC 06883-00930	2006-06-12	F	8.81	?	M4/5II	?	OS: M2/M3III
V4422 Sgr	GSC 06312-00760	2006-04-30	F	8.01	LB	M2IV	?	OS: M2III
V4432 Sgr	GSC 07453-00754	2006-06-13	F	8.27	?	M4III	?	OS: M2/M3III
V4436 Sgr	GSC 07948-01704	2006-06-11	F	8.92	?	M3III	?	OS: M2III:
V4440 Sgr	GSC 07949-00463	2006-05-24	F	8.74	?	K5III	?	OS: K5
V494 Car	GSC 09213-01493	2006-04-09	F	9.24	LB	M6III	?	OS: M5
V538 Car	GSC 08967-00342	2006-04-21	F	7.64	LB	M6III-II	?	OS: M3
V715 CrA	GSC 07901-00567	2006-05-04	H	6.8	ACV	B5+A3?	SB2	OS: A0II/IIIp, OB: ?
V771 Mon	GSC 04847-02925	2006-06-06	F	8.14	?	M2III	VIS	OS: M
V830 Ara	GSC 08342-04690	2006-04-02	H	8.11	GCAS	B1III-IIe	?	OS: B2Ib/IIpe
V841 Ara	GSC 08720-01374	2006-05-04	H	8.73	BY	K0V	VIS	
V844 Ara	GSC 08327-01945	2006-08-23	F	8.38	LB	K0IV-III	?	OS: K2/K3III
V845 Ara	GSC 08331-01099	2006-09-07	F	8.37	LB	M5	?	OS: M3/M4III
V856 Ara	GSC 08739-02203	2006-08-31	F	8.34	LB	K5III	?	OS: K4III:
V857 Ara	GSC 09052-01117	2006-04-01	H	9.59	BY	K2V	?	OS: G8/K0V
V870 Ara	GSC 08751-01331	2006-05-24	F	8.92	?	G0	SB2	OS: F8, OB: Y
V907 Her	GSC 00961-01721	2006-06-11	F	8.31	?	K7V	?	OS: K5
V915 Her	GSC 01524-00686	2006-08-23	F	8.32	LB	M2III	?	OS: M
V939 Cen	GSC 07783-00935	2006-07-02	F	8.25	LB	M4III	?	OS: M3III
V940 Cen	GSC 08257-01308	2006-04-02	H	9.59	BY	K0III	?	OS: G8/K0V
V944 Cen	GSC 07772-01464	2006-04-09	F	9.23	LB	M2III	?	OS: K8
V974 Cen	GSC 07269-00319	2006-04-01	H	7.67	ELL	F2V+F?	SB2	OS: F2, OB: VIS
V976 Cen	GSC 08999-00906	2006-04-01	H	9.38	ACV	F0III-II	?	OS: A7IV/V
V981 Her	GSC 01554-01928	2006-08-15	F	7.24	LB	M2III	?	OS: M
V982 Cen	GSC 07794-00587	2006-04-02	H	9.6	BY	K4V+K	SB2	OS: K2V, OB: VIS
V988 Cen	GSC 07280-01160	2006-04-02	H	9.77	BY	K0+K+?	SB3	OS: K0V, OB: ?
V999 Her	GSC 01574-01910	2006-06-12	F	8.90	?	M2	?	OS: M0
VX PsA	GSC 07492-00927	2006-07-01	F	6.97	LB	M3III	?	
WY PsA	GSC 07511-00060	2006-08-09	F	8.71	LB	M3III	?	OS: M2III
XZ Pyx	GSC 06569-02459	2006-04-09	F	9.22	LB	M3IV-III	?	OS: M
ZZ Pyx	GSC 07139-01937	2006-04-18	F	8.63	LB	K3V	?	OS: K2

Table 2. The VSOP stars of the first observing season.

List of Objects

‘V349 Vel’ on page 1
 ‘BC Gru’ on page 1
 ‘V4385 Sgr’ on page 1
 ‘V1045 Sco’ on page 1
 ‘DM Boo’ on page 1
 ‘FH Leo’ on page 2
 ‘XY Pic’ on page 2
 ‘TV Ret’ on page 2
 ‘V349 Vel’ on page 5
 ‘V349 Vel’ on page 5
 ‘BC Gru’ on page 6
 ‘HD 22049’ on page 6
 ‘V4385 Sgr’ on page 6
 ‘AI Pyx’ on page 7
 ‘V1045 Sco’ on page 7
 ‘DM Boo’ on page 8
 ‘AI Pyx’ on page 11
 ‘AL Leo’ on page 11
 ‘AN Pyx’ on page 11
 ‘AO Ant’ on page 11
 ‘AQ Ant’ on page 11
 ‘AR Ant’ on page 11
 ‘AY Ant’ on page 11
 ‘BC Gru’ on page 11
 ‘BH Cap’ on page 11
 ‘BK Cap’ on page 11
 ‘BM Scl’ on page 11
 ‘BP Psc’ on page 11
 ‘BP Scl’ on page 11
 ‘BQ Scl’ on page 11
 ‘BS Pav’ on page 11
 ‘BW CMi’ on page 11
 ‘BW Pyx’ on page 11
 ‘BZ Ind’ on page 11
 ‘CL Phe’ on page 11
 ‘CP Cir’ on page 11
 ‘CS Gru’ on page 11
 ‘CX Gru’ on page 11
 ‘DG Oct’ on page 11
 ‘DG Psc’ on page 11
 ‘DH Psc’ on page 11
 ‘DI Psc’ on page 11
 ‘DK Psc’ on page 11
 ‘DM Boo’ on page 11
 ‘DR Cru’ on page 11
 ‘DS Cha’ on page 11
 ‘DT Cha’ on page 11
 ‘DT Tuc’ on page 11
 ‘DW Tuc’ on page 11
 ‘DX Tuc’ on page 11
 ‘EF Aqr’ on page 11
 ‘EO Boo’ on page 11
 ‘FQ Leo’ on page 11
 ‘FQ Lup’ on page 11
 ‘GK Cnc’ on page 11
 ‘GSC 00244-00434’ on page 11
 ‘GSC 7831-0069’ on page 11
 ‘GSC 9027-4849’ on page 11
 ‘HD 109962’ on page 11
 ‘HD 117316’ on page 11
 ‘HD 156542’ on page 11
 ‘HD 89027’ on page 11
 ‘HD 95671’ on page 11
 ‘HD 95673’ on page 11
 ‘HX Lib’ on page 11
 ‘HZ Lib’ on page 11
 ‘IK Lib’ on page 11
 ‘IM Vir’ on page 11
 ‘IP Lib’ on page 11
 ‘IR Lup’ on page 11
 ‘IX Lib’ on page 11
 ‘IX Lup’ on page 11
 ‘IX Vir’ on page 12
 ‘TY Lib’ on page 12
 ‘TY Lup’ on page 12
 ‘TY Vir’ on page 12
 ‘KK TrA’ on page 12
 ‘KL Lup’ on page 12
 ‘KM Aqr’ on page 12
 ‘KM Lup’ on page 12
 ‘KN Com’ on page 12
 ‘KN Lup’ on page 12
 ‘KN Vir’ on page 12
 ‘KO Lup’ on page 12
 ‘KP Lup’ on page 12
 ‘KQ Aqr’ on page 12
 ‘KQ Vir’ on page 12
 ‘KS Aqr’ on page 12
 ‘KS Mus’ on page 12
 ‘KX Lup’ on page 12
 ‘KY Aqr’ on page 12
 ‘LO Aqr’ on page 12
 ‘LO Mus’ on page 12
 ‘LP Vir’ on page 12
 ‘LV Hya’ on page 12
 ‘LW Vir’ on page 12
 ‘MS TrA’ on page 12
 ‘MS Vir’ on page 12
 ‘MT TrA’ on page 12
 ‘MW Vir’ on page 12
 ‘MY Vir’ on page 12
 ‘NN Hya’ on page 12
 ‘NP Del’ on page 12
 ‘NP Hya’ on page 12
 ‘NQ Hya’ on page 12
 ‘NQ Vel’ on page 12
 ‘NR Peg’ on page 12
 ‘NR Vel’ on page 12
 ‘NS Peg’ on page 12
 ‘NS Vel’ on page 12
 ‘NV Aps’ on page 12
 ‘NV Hya’ on page 12
 ‘NW Hya’ on page 12
 ‘NX Peg’ on page 12
 ‘OP Ser’ on page 12
 ‘OQ Hya’ on page 12
 ‘OS Peg’ on page 12
 ‘OT Peg’ on page 12
 ‘OU Aps’ on page 12
 ‘OU Hya’ on page 12
 ‘OV Aps’ on page 12
 ‘OV Hya’ on page 12
 ‘OX Vel’ on page 12
 ‘PP Hya’ on page 12
 ‘PP Vel’ on page 12
 ‘PQ Hya’ on page 12

'PT Hya' on page 12
'PU Hya' on page 12
'PW Peg' on page 12
'PW Ser' on page 12
'PW Vel' on page 12
'PX Peg' on page 12
'PX Ser' on page 12
'PY Hya' on page 13
'PZ Peg' on page 13
'QQ Hya' on page 13
'QQ Ser' on page 13
'QS Peg' on page 13
'QV Hya' on page 13
'RX Gru' on page 13
'SX Equ' on page 13
'TV Sex' on page 13
'TW Sex' on page 13
'TYC 7798- 500-1' on page 13
'UV Crv' on page 13
'UW Crt' on page 13
'UW Sex' on page 13
'V1001 Cen' on page 13
'V1003 Sco' on page 13
'V1011 Cen' on page 13
'V1026 Sco' on page 13
'V1045 Sco' on page 13
'V1048 Sco' on page 13
'V1052 Sco' on page 13
'V1053 Sco' on page 13
'V1066 Sco' on page 13
'V1080 Sco' on page 13
'V1085 Sco' on page 13
'V1434 Aql' on page 13
'V1440 Aql' on page 13
'V1442 Aql' on page 13
'V1443 Aql' on page 13
'V1450 Aql' on page 13
'V1453 Aql' on page 13
'V1459 Aql' on page 13
'V1460 Aql' on page 13
'V1465 Aql' on page 13
'V1471 Aql' on page 13
'V2300 Oph' on page 13
'V2350 Oph' on page 13
'V2354 Oph' on page 13
'V2356 Oph' on page 13
'V2361 Oph' on page 13
'V2362 Oph' on page 13
'V2366 Oph' on page 13
'V2369 Oph' on page 13
'V2370 Oph' on page 13
'V2386 Oph' on page 13
'V341 Sge' on page 13
'V344 Hya' on page 13
'V344 Peg' on page 13
'V349 Vel' on page 13
'V350 Nor' on page 13
'V355 Hya' on page 13
'V355 Pav' on page 13
'V357 Pav' on page 13
'V357 Vel' on page 13
'V363 Nor' on page 13
'V369 Pav' on page 13
'V370 Nor' on page 13
'V371 Nor' on page 13
'V375 Nor' on page 13
'V384 Pav' on page 13
'V389 Pav' on page 13
'V390 Pav' on page 14
'V412 Pup' on page 14
'V414 Pup' on page 14
'V422 Pup' on page 14
'V424 Pup' on page 14
'V429 Pup' on page 14
'V432 Pup' on page 14
'V435 Pup' on page 14
'V4376 Sgr' on page 14
'V4377 Sgr' on page 14
'V4385 Sgr' on page 14
'V4393 Sgr' on page 14
'V4413 Sgr' on page 14
'V4422 Sgr' on page 14
'V4432 Sgr' on page 14
'V4436 Sgr' on page 14
'V4440 Sgr' on page 14
'V494 Car' on page 14
'V538 Car' on page 14
'V715 CrA' on page 14
'V771 Mon' on page 14
'V830 Ara' on page 14
'V841 Ara' on page 14
'V844 Ara' on page 14
'V845 Ara' on page 14
'V856 Ara' on page 14
'V857 Ara' on page 14
'V870 Ara' on page 14
'V907 Her' on page 14
'V915 Her' on page 14
'V939 Cen' on page 14
'V940 Cen' on page 14
'V944 Cen' on page 14
'V974 Cen' on page 14
'V976 Cen' on page 14
'V981 Her' on page 14
'V982 Cen' on page 14
'V988 Cen' on page 14
'V999 Her' on page 14
'VX PsA' on page 14
'WY PsA' on page 14
'XZ Pyx' on page 14
'ZZ Pyx' on page 14