

# On the Shannon capacity and queueing stability of random access multicast

Brooke Shrader, *Student Member, IEEE* and Anthony Ephremides, *Fellow, IEEE*

## Abstract

We study and compare the Shannon capacity region and the stable throughput region for a random access system in which source nodes multicast their messages to multiple destination nodes. Under an erasure channel model which accounts for interference and allows for multipacket reception, we first characterize the Shannon capacity region. We then consider a queueing-theoretic formulation and characterize the stable throughput region for two different transmission policies: a retransmission policy and random linear coding. Our results indicate that for large blocklengths, the random linear coding policy provides a higher stable throughput than the retransmission policy. However, for small blocklengths, the retransmission scheme provides a higher stable throughput. Furthermore, our results provide an example of a transmission policy for which the Shannon capacity region strictly outer bounds the stable throughput region, which contradicts an unproven conjecture that the Shannon capacity and stable throughput coincide for random access systems.

## Index Terms

wireless multicast, random access, ALOHA, queueing, stability, throughput, capacity, retransmissions, random linear coding

B. Shrader and A. Ephremides are with the University of Maryland, College Park. Portions of the material in this paper were presented at the 2005 and 2006 International Symposium on Information Theory (ISIT) and at the Fall 2006 Information Theory Workshop (ITW).

# On the Shannon capacity and queueing stability of random access multicast

## I. INTRODUCTION

A random access system is an ideal environment in which to study the relation between queueing stability and Shannon capacity. A number of previous works have considered this problem for a slotted random access system in which user  $n$  transmits with probability  $p_n$  over a shared channel, which is a variation on Abramson's ALOHA protocol [1].

The finite-user, buffered random access stability problem was first formulated by Tsybakov and Mikhailov [2], who provided a sufficient condition for stability. The problem they considered was a system in which finitely many source nodes with infinite-capacity queues randomly access the shared channel to send messages to a central station. The protocol they considered involved a retransmission scheme, in which packets that are not correctly received are resent. Further progress on this problem was made in [3], in which stochastic dominance arguments were utilized in finding the exact stable throughput region for a system with 2 source nodes, and in [4], wherein an exact stability condition based on the joint queue statistics was found for 3 source nodes. An exact stability result for arbitrarily (but finitely) many users has not been found, but bounds have been obtained in [4] and [5]. Recently, the authors in [6] improved upon the collision channel model used in all previous works, in which transmission by more than one source results in the loss of all transmitted packets, and studied a channel with multipacket reception (MPR) capability. They showed that the stable throughput region transitions from a non-convex region under the collision channel model to a convex region bounded by straight lines for a channel with MPR.

The Shannon capacity region of a random access system was considered in [7] and [8], which both obtained the capacity region for finitely many source nodes transmitting to a central station under the collision channel model. That capacity result can be viewed as a special case of the capacity for an asynchronous multiple access channel, which was obtained in [9] and [10]. The more recent contribution of [11] shows explicitly how the random access capacity region in [7], [8] is obtained from the results in [9], [10], in addition to analyzing the capacity for a channel

in which packets involved in a collision can be recovered.

It was noted by Massey and Mathys [7] and Rao and Ephremides [3] that the queueing stability and Shannon capacity problems provide equivalent solutions for the special cases of two source nodes and infinitely-many source nodes. This result is surprising from the information-theoretic point of view since the retransmission scheme considered in the stability problem can be viewed as a repetition code, which is known to be an inefficient policy [12]. Furthermore, the fact that the queueing stability and Shannon capacity regions coincide suggests that the bursty nature of arriving packets, which is captured in the stability problem but not in the capacity problem, is immaterial in determining the ultimate limits on the data rate. It has been conjectured that the stable throughput region for finitely-many source nodes transmitting to a central station (which is an unsolved problem) coincides with the corresponding capacity region. This conjecture was explored in [13], in which it was shown to hold in the special case that the arrivals to the queues are correlated among the source nodes. Recently, further progress was made in [14] towards showing that the stable throughput and Shannon capacity regions coincide for transmission over a channel with MPR. However, a complete proof has still not been found.

In this work we explore the relation between the queueing stability and Shannon capacity for a random access system in which source nodes *multicast* their messages to multiple receivers. Specifically, we consider a system with two source nodes that randomly access the channel to transmit to the same two destination nodes. We first characterize the Shannon capacity region of the system, which is similar to Ahlswede's result [15] on the capacity for two senders and two receivers. We then move to the queueing stability problem and characterize the stable throughput region for our random access multicast system with two different transmission policies. The first is a retransmission policy, which is the policy used in previous works on queueing stability for a (single) central station. Next, we study random access multicast with random linear coding, which is inspired by the recent development of network coding [16], [17] and fountain coding [18], [19]. After deriving the Shannon capacity and stable throughput regions, we compare them in a few numerical examples.

## II. SYSTEM MODEL

The system we consider throughout this work is shown in Fig. 1. Two source nodes, indexed by  $n$ , generate independent data to be multicast to two destination nodes, indexed by  $m$ , over

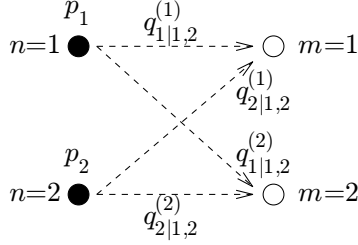


Fig. 1. The multicast scenario we consider in this work. Two source nodes randomly access the channel to multicast to two destination nodes. When both sources transmit, the reception probabilities are as shown above.

a shared channel. Time is slotted; one time slot corresponds to the amount of time needed to transmit a single packet over the shared channel. A packet is a fixed-length vector of bits. In each time slot, if source  $n$  has a packet to transmit, then we refer to the source as being *backlogged*; otherwise the source is *empty*. A backlogged source transmits in a slot with probability  $p_n$ . We refer to  $p_n$  as the transmission probability; it encapsulates random access to the channel. We assume the value of  $p_n$  to be fixed for each source (i.e., we do not assume retransmission control, in which  $p_n$  is varied over time). This random access scheme is a variation on Abramson's ALOHA protocol [1].

The channel model we consider is similar to the erasure channel model used in [6]. A transmitted packet is received without error with a certain probability. Otherwise, the packet is lost and cannot be recovered. We assume that the channels between different source-destination pairs are independent. We introduce the following *reception probabilities* for sources  $n = 1, 2$  and destinations  $m = 1, 2$ .

$$q_{n|n}^{(m)} = \Pr\{\text{packet from } n \text{ is received at } m \mid \text{only } n \text{ transmits}\} \quad (1)$$

$$q_{n|1,2}^{(m)} = \Pr\{\text{packet from } n \text{ is received at } m \mid \text{both sources transmit}\} \quad (2)$$

We assume throughout that interference cannot increase the reception probability on the channel, i.e.,  $q_{n|n}^{(m)} > q_{n|1,2}^{(m)}$ . The reception probabilities inherently account for interference and also allow for multipacket reception (MPR). Note that these probabilities can capture the effects of fading on the wireless channel by setting them equal to the probability that a fading signal, represented by a random variable, exceeds a certain signal to interference plus noise (SINR) threshold. The collision channel model used in a number of previous works is given by  $q_{n|n}^{(m)} = 1$ ,  $q_{n|1,2}^{(m)} = 0$ .

### III. SHANNON CAPACITY REGION

We first analyze the system under consideration in an information-theoretic framework to determine the Shannon capacity region. Thus we assume in this section that the sources are always backlogged. Coding is performed on the data at the source nodes, and we view each transmitted packet as a codeword symbol, where a collection of  $N$  codeword symbols constitutes a codeword. In order to allow for random access of the channel, we assume that while codeword symbols are synchronized (equivalently, time is slotted), the codewords for the two sources do not necessarily begin and end in the same time slots. We analyze this system first for a general discrete memoryless channel (DMC) and then apply our random access channel model to obtain the capacity region.

#### A. Discrete memoryless channel

The system we consider can be described as an asynchronous compound multiple access channel (MAC), for which we formulate the capacity problem by combining elements of the problems in [8], [9], and [15]. Source  $n$  generates an independent message  $J_n$  chosen uniformly from the set  $\{1, 2, \dots, 2^{NR_n}\}$ . The message is encoded to produce the length- $N$  codeword  $x_n(j_n) \in \mathcal{X}_n^N$ , where each codeword symbol is from the finite alphabet  $\mathcal{X}_n$ ,  $|\mathcal{X}_n| < \infty$ ,  $n = 1, 2$ . Each source generates a series of independent messages and the  $t^{\text{th}}$  codeword is denoted  $x_n(j_n^t)$ . The codeword  $x_n(j_n^1)$  is transmitted beginning at time 0 on the clock of source  $n$ . The offset between the start of  $x_n(j_n^1)$  on the clock at source  $n$  and the start of  $x_n(j_n^t)$  on the receiver's clock is an arbitrary integer which is unknown to the transmitters and receiver. (Note that a different formulation is given in [20], where this offset must lie within a certain range of values.)

The coded messages are sent across a discrete memoryless channel (DMC) and the outputs of the channel are given by the conditional distribution  $W(y_1, y_2 | x_1, x_2)$ . Note that there is no feedback available to the transmitter. For each transmitted codeword, receiver  $m$  observes  $N$  codeword symbols. An output symbol  $y_m$  is from the finite alphabet  $\mathcal{Y}_m$ ,  $|\mathcal{Y}_m| < \infty$ ,  $m = 1, 2$ . The system can be decomposed into two MACs corresponding to the two receivers  $m = 1, 2$  as follows.

$$W_1(y_1 | x_1, x_2) = \sum_{y_2 \in \mathcal{Y}_2} W(y_1, y_2 | x_1, x_2) \quad (3)$$

$$W_2(y_2|x_1, x_2) = \sum_{y_1 \in \mathcal{Y}_1} W(y_1, y_2|x_1, x_2) \quad (4)$$

The channel output symbols are decoded to produce the message estimates  $\hat{J}_m^t = (\hat{J}_{1m}^t, \hat{J}_{2m}^t)$  where  $\hat{J}_{nm}^t$  is the estimate at receiver  $m$  of the  $t^{\text{th}}$  message from source  $n$ ,  $n, m = 1, 2$ . The probability of error criterion we consider is for the  $t^{\text{th}}$  message from both sources at both receivers.

$$P_e^t \triangleq \Pr \left\{ \bigcup_{m=1,2} \{ \hat{J}_m^t \neq (J_1^t, J_2^t) \} \right\} \quad (5)$$

The rate pair  $(R_1, R_2)$  is *achievable* if there exists a set of encoding and decoding functions such that  $P_e^t \rightarrow 0$  for all  $t$  as  $N \rightarrow \infty$ . The capacity region is the set of all achievable rate pairs and is given in the theorem below. We note that this capacity region differs from the capacity region of an equivalent synchronous system [15] only in the lack of a convex hull operation. The theorem is proved in Appendix I.

*Theorem 1:* The capacity region  $\mathcal{C}$  of the asynchronous compound MAC is the closure of  $\mathcal{R}(P_{X_1}, P_{X_2})$  where

$$\mathcal{R}(P_{X_1}, P_{X_2}) = \bigcap_{m=1,2} \mathcal{R}_m(P_{X_1}, P_{X_2})$$

and

$$\mathcal{R}_m(P_{X_1}, P_{X_2}) = \left\{ (R_1, R_2) : \begin{array}{ll} R_1 & \leq I(X_1; Y_m | X_2) \\ R_2 & \leq I(X_2; Y_m | X_1) \\ R_1 + R_2 & \leq I(X_1, X_2; Y_m) \end{array} \right\}$$

for some distribution  $P_{X_1, X_2, Y_1, Y_2} = P_{X_1} P_{X_2} W$ .

### B. Random access system

We now turn our attention to a random access system and apply Theorem 1 to determine the capacity region of the system following the approach in [11]. Each codeword symbol corresponds to a packet transmitted over the channel shown in Figure 1. To represent random access, each packet can be either an information-bearing symbol or an idle symbol from the common alphabet  $\mathcal{X} = \{0, 1, 2, \dots, Q\}$ , where  $X_n \in \mathcal{X}$ , for  $n = 1, 2$ . The 0 symbol is the idle symbol and we let  $\Pr\{X_n = 0\} = 1 - p_n$  according to the random access transmission probability. As shown in [21], the introduction of an idle symbol results in additional protocol or timing information being transmitted over the channel; we will aim to exclude this timing information from our

capacity result. The timing information is also excluded in previous work on random access capacity, including the original work in [7].

We assume a uniform distribution on the codeword symbols,  $\Pr\{X_n = x\} = p_n/Q$ ,  $x = 1, 2, \dots, Q$ . The channel output at receiver  $m$  is given by  $Y_m = (Y_{1m}, Y_{2m}) \in \mathcal{X}' \times \mathcal{X}'$  where  $Y_{nm}$  denotes the packet from source  $n$  and  $\mathcal{X}' = \mathcal{X} \cup \Delta$ . The  $\Delta$  symbol denotes a packet in error. We employ the technique introduced in [11] of conditioning on a help event  $E = E_1 E_2$ , where  $E_n$  is given as

$$E_n = \begin{cases} 1, & \text{if the packet from source } n \text{ is received without error} \\ 0, & \text{otherwise.} \end{cases} \quad (6)$$

As shown [11], as the codeword symbol alphabet grows large,  $Q \rightarrow \infty$ , there are more combinations of input symbols resulting in an output error  $\Delta$ . Together with conditioning on the help event  $E$ , this means that the timing information approaches zero. As this is the model we aim to represent, we will condition on the help event  $E$  in solving for the mutual information expressions given in Theorem 1. The assumption that  $Q \rightarrow \infty$ , which corresponds to transmitting infinitely-long packets, is not a realistic assumption for a practical system. However, this same assumption is used throughout previous work on this problem, and provides an upper limit on performance.

We first solve for  $I(X_1; Y_m | X_2, E)$  by conditioning on  $X_2$  to obtain

$$I(X_1; Y_m | X_2, E) = (1 - p_2)I(X_1; Y_m | X_2 = 0, E) + p_2 I(X_1; Y_m | X_2 \neq 0, E) \quad (7)$$

To solve for  $I(X_1; Y_m | X_2=0, E)$ , we note that  $H(Y_m | X_1, X_2 = 0, E) = 0$ . Thus  $I(X_1; Y_m | X_2=0, E) = H(Y_m | X_2=0, E)$  and

$$\begin{aligned} H(Y_m | X_2=0, E) &= \sum_e H(Y_m | X_2=0, E=e) \Pr\{E=e | X_2=0\} \\ &= H(Y_m | X_2=0, E=10) \Pr\{E=10 | X_2 = 0\} \\ &= H(X_1 | X_1 \neq 0) p_1 q_{1|1}^{(m)} \\ &= p_1 q_{1|1}^{(m)}. \end{aligned}$$

In the above,  $H(X_1 | X_1 \neq 0) = \log_Q Q = 1$ , where we have taken base- $Q$  logarithms as in [11] in order to obtain results that are independent of the alphabet size. We continue with  $I(X_1; Y_m | X_2 \neq 0, E)$

by noting that for all  $E$  except  $E = 11$ ,  $I(X_1; Y_m | X_2 \neq 0, E) = 0$ . Thus  $I(X_1; Y_m | X_2 \neq 0, E) = \Pr\{E=11 | X_2 \neq 0\} I(X_1; Y_m | X_2 \neq 0, E=11)$ . It is clear that

$$H(Y_m | X_2 \neq 0, E=11) = \log_Q Q^2 = 2 \quad (8)$$

and

$$H(Y_m | X_1, X_2 \neq 0, E=11) = \log_Q Q = 1. \quad (9)$$

Then

$$I(X_1; Y_m | X_2 \neq 0, E) = \Pr\{E=11 | X_2 \neq 0\} \quad (10)$$

$$= p_1 q_{1|1,2}^{(m)} \quad (11)$$

and we obtain

$$I(X_1; Y_m | X_2, E) = p_1(1 - p_2) q_{1|1}^{(m)} + p_1 p_2 q_{1|1,2}^{(m)}. \quad (12)$$

We can similarly find

$$I(X_2; Y_m | X_1, E) = (1 - p_1) p_2 q_{2|2}^{(m)} + p_1 p_2 q_{2|1,2}^{(m)} \quad (13)$$

and

$$I(X_1, X_2; Y_m | E) = p_1(1 - p_2) q_{1|1}^{(m)} + (1 - p_1) p_2 q_{2|2}^{(m)} + p_1 p_2 (q_{1|1,2}^{(m)} + q_{2|1,2}^{(m)}). \quad (14)$$

The expression for  $I(X_1, X_2; Y_m | E)$  is clearly superfluous in terms of describing the capacity region. The result is the following Corollary to Theorem 1.

*Corollary 2:* The capacity region of the random access system with two senders and two receivers is the closure of  $(R_1, R_2)$  for which

$$\begin{aligned} R_1 &\leq \min_{m=1,2} p_1(1 - p_2) q_{1|1}^{(m)} + p_1 p_2 q_{1|1,2}^{(m)} \\ R_2 &\leq \min_{m=1,2} (1 - p_1) p_2 q_{2|2}^{(m)} + p_1 p_2 q_{2|1,2}^{(m)} \end{aligned}$$

for  $0 \leq p_n \leq 1$ ,  $n = 1, 2$ .



#### IV. STABLE THROUGHPUT REGION

We next analyze the system shown in Fig. 1 by viewing it as a network of queues and finding the stable throughput region. We no longer assume that the sources are always backlogged; instead a random Bernoulli process with rate  $\lambda_n$  packets/slot,  $n = 1, 2$  models the arrival of packets at each source. Packets that are not immediately transmitted are stored in an infinite-capacity buffer maintained at each source. Transmissions occur according to the random access protocol with source  $n$  transmitting with probability  $p_n$  when it is backlogged. If a source is empty in a given slot, it does not access the channel. Each source-destination pair is assumed to maintain an orthogonal feedback channel so that instantaneous and error-free acknowledgements can be sent from the destinations to the sources. We find the stable throughput region for two different transmission schemes: retransmissions and random linear coding.

The queue at each source is described by its arrival process and departure process. As  $\lambda_n$  represents the arrival rate, we let  $\mu_n$  denote the departure or service rate. In general, a queue is said to be stable if departures occur more frequently than arrivals, i.e.,  $\lambda_n < \mu_n$ . This statement is made precise by Loynes' result [22], which states that if the arrival and departure processes are non-negative, finite, and strictly stationary, then  $\lambda_n < \mu_n$  is a necessary and sufficient condition for stability. Stability of the queue is equivalent to ergodicity of the Markov chain representing the queue length. The stable throughput region is defined as the set of all  $(\lambda_1, \lambda_2)$  for which there exists transmission probabilities  $(p_1, p_2)$  such that both queues remain stable.

The difficulty in finding the stability region for our system (and for any buffered random access system) arises from the interaction of the queues. In particular, the service rate  $\mu_n$  of source  $n$  will vary according to whether the *other* source is empty or backlogged and can create interference on the channel. To overcome this difficulty, the technique provided in [3] of introducing a dominant system can be used to decouple the sources. In a dominant system, one of the sources behaves as if it is always backlogged by transmitting “dummy” packets when it empties. The queue length in a dominant system stochastically dominates (i.e., is never smaller than) the queue length in the system of interest, meaning that stability in a dominant system implies stability in the original system. Since one source always behaves as if it is backlogged, the service rate in the dominant system can be easily found. Let  $\mu_{nb}$  denote the service rate at source  $n$  when the other source is backlogged and  $\mu_{ne}$  the service rate when the other source

is empty. Using the dominant systems approach, the stable throughput region for a system with two sources can be found exactly. This region is stated in the following theorem, which is a generalization of the result in [3]. Note that the region below is a closure over  $(p_1, p_2)$ , where the service rates  $\mu_{nb}$  and  $\mu_{ne}$  are determined by  $p_n$ ,  $n = 1, 2$ .

*Theorem 3:* [3] For a network with 2 sources and 2 destinations, the stable throughput region is given by the closure of  $\mathcal{L}(p_1, p_2)$  where

$$\mathcal{L}(p_1, p_2) = \bigcup_{i=1,2} \mathcal{L}_i(p_1, p_2) \quad (15)$$

and

$$\begin{aligned} \mathcal{L}_1(p_1, p_2) &= \left\{ (\lambda_1, \lambda_2) : \begin{aligned} \lambda_1 &\leq \frac{\lambda_2}{\mu_{2b}} \mu_{1b} + \left(1 - \frac{\lambda_2}{\mu_{2b}}\right) \mu_{1e} \\ \lambda_2 &\leq \mu_{2b} \end{aligned} \right\} \\ \mathcal{L}_2(p_1, p_2) &= \left\{ (\lambda_1, \lambda_2) : \begin{aligned} \lambda_1 &\leq \mu_{1b} \\ \lambda_2 &\leq \frac{\lambda_1}{\mu_{1b}} \mu_{2b} + \left(1 - \frac{\lambda_1}{\mu_{1b}}\right) \mu_{2e} \end{aligned} \right\} \end{aligned}$$

for  $0 \leq p_n \leq 1$ ,  $n = 1, 2$ .

In addition to the stable throughput region, we will be interested in the throughput region of the random access system shown in Fig. 1. The throughput region is the set of backlogged service rates  $\mu_{nb}$  for all  $p_n$ ,  $n = 1, 2$ , where both sources are assumed to be backlogged. In finding the throughput region, there is no interaction between the sources, and the problem is simpler than finding the stable throughput problem. Previous work on buffered random access systems has shown that in all cases in which the stable throughput region has been found, it is known to coincide with the throughput region, suggesting that the empty state of the buffer is insignificant in determining stability. The relation between stable throughput and throughput is explored in [14]. Additionally, in [23], it is proved that for a random access system with two sources and two destinations, the stable throughput region coincides with the throughput region. This result is restated below.

*Theorem 4:* [23] The stable throughput region of the random access system with two sources and two destinations is equivalent to the throughput region, which is given by the closure of  $(\lambda_1, \lambda_2)$  for which

$$\lambda_1 \leq \mu_{1b}, \quad \lambda_2 \leq \mu_{2b}$$

for  $0 \leq p_n \leq 1$ ,  $n = 1, 2$ .

We derive the backlogged and empty service rates  $\mu_{nb}$  and  $\mu_{ne}$  for two different transmission schemes. Together with Theorems 3 and 4, this provides us a complete characterization of the stable throughput and throughput regions.

## V. STABLE THROUGHPUT: RETRANSMISSIONS

In the retransmission scheme, as long as source  $n$  has not received feedback acknowledgements from both destinations  $m = 1, 2$ , it will continue to transmit the packet over the channel with probability  $p_n$  in each slot. As soon as the source has received acknowledgements from both destinations, it will remove the packet from its queue and begin transmitting the next packet waiting in its buffer. Let random variable  $T_n$  denote the service time for source  $n$ , given by the total number of slots that transpire before the packet from source  $n$  is successfully received at both destinations. (Note that the service time includes slots during which the source does not transmit, which happens with probability  $1 - p_n$ ). Since each completed service in the retransmission scheme results in 1 packet being removed from the queue, the average service rate is given by  $\mu_n = 1/E[T_n]$ .

We first find the backlogged service rates  $\mu_{nb}$ . Let  $T_n^{(m)}$  denote the number of slots needed for successful reception of a packet from source  $n$  at destination  $m$ ,  $m = 1, 2$ . The  $T_n^{(m)}$  are geometrically distributed according to the transmission probabilities  $p_n$  and reception probabilities  $q_{n|n}^{(m)}, q_{n|1,2}^{(m)}$ . We introduce the following notation. Let  $\phi_n$  denote the probability of successful reception of the packet from source  $n$  at destination 1 given that source  $n$  transmits and that both sources are backlogged. Similarly,  $\sigma_n$  denotes the probability of successful reception at destination 2 given that both sources are backlogged and that source  $n$  transmits. For instance,  $\phi_1$  and  $\sigma_1$  are given by

$$\phi_1 = \bar{p}_2 q_{1|1}^{(1)} + p_2 q_{1|1,2}^{(1)} \quad (16)$$

$$\sigma_1 = \bar{p}_2 q_{1|1}^{(2)} + p_2 q_{1|1,2}^{(2)} \quad (17)$$

where  $\bar{p}_n = 1 - p_n$ . When source 2 is backlogged,  $T_1^{(1)}$  is geometrically distributed with parameter  $p_1 \phi_1$  and  $T_1^{(2)}$  is geometrically distributed with parameter  $p_1 \sigma_1$ . The total service time for source 1 when source 2 is backlogged will be given by the maximum of the service times to each destination,

$$T_1 \sim \max_m T_1^{(m)}. \quad (18)$$

Since the channels between source 1 and the two destinations are assumed independent,  $T_1^{(1)}$  and  $T_1^{(2)}$  are also independent. Similarly, when source 1 is backlogged, the service time for source 2 is given by

$$T_2 \sim \max_m T_2^{(m)}, \quad (19)$$

where

$$T_2^{(1)} \sim \text{geom}(p_2\phi_2), \quad T_2^{(2)} \sim \text{geom}(p_2\sigma_2). \quad (20)$$

Since  $T_n^{(m)}$  are independent over  $m$ , the expected maximum value can be readily found and the backlogged service rates are given by

$$\mu_{nb} = \frac{p_n\phi_n\sigma_n(\phi_n + \sigma_n - \tau_n)}{(\phi_n + \sigma_n)(\phi_n + \sigma_n - \tau_n) - \phi_n\sigma_n} \quad (21)$$

where  $\tau_n$  denotes the probability that a packet sent from  $n$  is received at both destinations given that source  $n$  transmits, e.g.,  $\tau_1 = \bar{p}_2 q_{1|1}^{(1)} q_{1|1}^{(1)} + p_2 q_{1|1,2}^{(1)} q_{1|1,2}^{(1)}$ .

The empty service rates  $\mu_{ne}$  can be found directly from  $\mu_{nb}$  as

$$\mu_{1e} = \mu_{1b}|_{p_2=0}, \quad \mu_{2e} = \mu_{2b}|_{p_1=0}. \quad (22)$$

The backlogged and empty service rates for random access multicast with retransmissions have also been found in [23]. In that work, a different approach is used in which a Markov chain is used to model which destinations have received the packet currently under transmission. The result is identical to the one presented above.

We now compare the stable throughput region for the retransmissions scheme to the Shannon capacity region. We consider the backlogged service rate  $\mu_{nb}$ , since, by Theorem 4, this is the term that bounds the stable throughput for source  $n$ . The expected service time for source 1 when source 2 is backlogged is bounded as

$$E[T_1] = E[\max_m T_1^{(m)}] \stackrel{(a)}{\geq} \max_m E[T_1^{(m)}] \quad (23)$$

$$\stackrel{(b)}{=} \max_m \frac{1}{p_1(1-p_2)q_{1|1}^{(m)} + p_1p_2q_{1|1,2}^{(m)}} \quad (24)$$

$$= \frac{1}{\min_m p_1(1-p_2)q_{1|1}^{(m)} + p_1p_2q_{1|1,2}^{(m)}} \quad (25)$$

where (a) follows from Jensen's inequality and (b) follows from the expected value of a geometrically distributed random variable. Then the backlogged service rate  $\mu_{1b}$  is bounded

as

$$\mu_{1b} = \frac{1}{E[T_1]} \leq \min_m p_1(1 - p_2)q_{1|1}^{(m)} + p_1p_2q_{1|1,2}^{(m)} \quad (26)$$

and  $\mu_{2b}$  can be bounded similarly. Note that the right-hand side of (26) is equal to the bound on the Shannon achievable rate  $R_1$  given in Corollary 2. Thus we should expect that the Shannon capacity region outer bounds the stable throughput region for the retransmission scheme.

## VI. STABLE THROUGHPUT: RANDOM LINEAR CODING

We now consider an alternative to the retransmission scheme wherein groups of  $K$  packets at the front of the queue are randomly encoded and transmitted over the channel. By encoded, we mean that a random linear combination of the  $K$  packets is formed, and we refer to this random linear combination as a coded packet. As soon as a destination has received enough coded packets and is able to decode the original  $K$  packets, it does so and sends an acknowledgement to the source over its feedback channel. Once the source receives acknowledgements from both destinations, it removes the  $K$  packets it has been transmitting from its queue and begins encoding and transmission of the next  $K$  packets waiting in its buffer. The stable throughput region for a similar system with  $K = 2$  is found in [24].

For a given source, let  $s_1, s_2, \dots, s_K$  denote the  $K$  (binary) packets at the front of the queue. Random linear coding is performed in the following manner. A coded packet is randomly generated as

$$\sum_{i=1}^K a_i s_i \quad (27)$$

where the coefficients  $a_i$  are generated according to  $\Pr(a_i = 1) = 1 - \Pr(a_i = 0) = 1/2$ ,  $i = 1, 2, \dots, K$ , and  $\sum$  denotes modulo-2 addition. A coded packet formed in this way is the same length as one of the original packets  $s_i$  and can be transmitted over the channel within the same time period of a slot. For each coded packet sent, the coefficients  $a_i$  used in generating the packet will be appended to the header of the packet. In each slot, the source generates a coded packet according to 27 and sends it over the channel. Regardless of whether a previously-generated coded packet has been received, the source generates a new coded packet in each slot and transmits it.

### A. Expected service time

We will first analyze the random linear coding scheme by examining the expected service time in a fashion similar to the approach used for the retransmission scheme in Section V. Let  $\tilde{T}_n$  denote the service time for source  $n$ , which is the number of slots that elapse from the transmission of the first coded packet until the source has received acknowledgements from both destinations. Since each completed service in the random linear coding scheme results in  $K$  packets being removed from the queue, the average service rate is given by  $\tilde{\mu}_n = K/E[\tilde{T}_n]$ .

The service time will be a random variable dependent upon the random access transmission probabilities  $p_n$ , the reception probabilities  $q_{n|n}^{(m)}$  and  $q_{n|1,2}^{(m)}$ , and the number of coded packets needed to decode. Let  $N_n^{(m)}$  denote the number of coded packets received from source  $n$  at destination  $m$  before destination  $m$  can decode the original  $K$  packets. The  $N_n^{(m)}$  will be identically distributed over  $n$  and  $m$  since all coded packets are generated in the same way according to (27). Additionally,  $N_n^{(m)}$  will be independent over  $n$  since the two sources generate their coded packets independently. However,  $N_n^{(m)}$  will be correlated over  $m$ , since a given source  $n$  will generate and transmit the same coded packets to both destinations  $m = 1, 2$ .

For a fixed value of  $K$ , let  $F_K(j)$  denote the common cumulative distribution function (cdf) of  $N_n^{(m)}$ , or the probability that the number of coded packets needed for decoding is less than or equal to  $j$ . With each coded packet it receives, the destination collects a binary column of length  $K$  in a matrix, where the column consists of the coefficients  $a_i$ ,  $i = 1, 2, \dots, K$ . Then  $F_K(j)$  is the probability that decoding can be performed (by solving a system of linear equations, or equivalently, by Gaussian elimination) if the matrix has at most  $j$  columns. Thus

$$F_K(j) = \Pr\{\text{a random } K \times j \text{ binary matrix has rank } K\}. \quad (28)$$

Note that for  $j < K$  the matrix cannot possibly have rank  $K$  and  $F_K(j) = 0$ . For  $j \geq K$ , we can write an expression for  $F_K(j)$  following the procedure in [25] by first counting up the number of  $K \times j$  non-singular matrices, which is given by

$$(2^j - 1)(2^j - 2)(2^j - 2^2) \dots (2^j - 2^{K-1}). \quad (29)$$

In the product above, each term accounts for a row of the  $K \times j$  binary matrix and reflects that the row is neither zero, nor equal to any of the previous rows, nor equal to any linear combination

of previous rows. Since the total number of  $K \times j$  binary matrices is  $2^{jK}$ , we obtain

$$F_K(j) = \begin{cases} \prod_{i=0}^{K-1} (1 - 2^{-j+i}) & j \geq K \\ 0 & j < K \end{cases} \quad (30)$$

The probability mass function (pmf) of  $N_n^{(m)}$ , or the probability that decoding can be performed when the destination has received exactly  $j$  columns and no fewer, is given by

$$f_K(j) = F_K(j) - F_K(j-1). \quad (31)$$

From (30) and (31) the expected value of  $N_n^{(m)}$  can be computed, where  $E[N_n^{(m)}] \geq K$ . Then the ratio

$$\frac{E[N_n^{(m)}]}{K} = \prod_{i=0}^{K-1} (1 - 2^{-K+i}) + \frac{1}{K} \sum_{j=K+1}^{\infty} j \left( \prod_{i=0}^{K-1} (1 - 2^{-j+i}) - \prod_{i=0}^{K-1} (1 - 2^{-j+1+i}) \right) \quad (32)$$

$$\xrightarrow{K \rightarrow \infty} 1 \quad (33)$$

for all  $n, m = 1, 2$ .

With the distribution of  $N_n^{(m)}$  characterized, we can now describe the service time from source  $n$  to destination  $m$ , which we denote  $\tilde{T}_n^{(m)}$ . The number of slots needed for the successful reception of each coded packet will be geometrically distributed and in total  $N_n^{(m)}$  coded packets must be received. Then  $\tilde{T}_n^{(m)}$  can be modeled as the sum of  $N_n^{(m)}$  independent geometrically distributed random variables.

$$\tilde{T}_n^{(m)} = g_{n,1}^{(m)} + g_{n,2}^{(m)} + \dots + g_{n,N_n^{(m)}}^{(m)} \quad (34)$$

In the above expression,  $g_{n,i}^{(m)}$ ,  $i = 1, 2, \dots, N_n^{(m)}$ , will be geometrically distributed with a parameter that depends on the reception probabilities and on the assumption of whether the other source is backlogged. For instance, when source 2 is backlogged

$$g_{1,i}^{(m)} \sim \text{geom} \left( p_1(1 - p_2)q_{1|1}^{(m)} + p_1p_2q_{1|1,2}^{(m)} \right), \quad i = 1, 2, \dots, N_1^{(m)} \quad (35)$$

and when source 2 is empty,

$$g_{1,i}^{(m)} \sim \text{geom} \left( p_1q_{1|1}^{(m)} \right), \quad i = 1, 2, \dots, N_1^{(m)}. \quad (36)$$

The total service time is given as

$$\tilde{T}_n = \max_m \tilde{T}_n^{(m)}. \quad (37)$$

As in the case of random access with retransmissions, we argue that the stable throughput region for random access with random linear coding will be outer bounded by the Shannon capacity region. In the case that source 2 is backlogged, the expected service time for source 1 is now bounded as

$$E[\tilde{T}_1] = E[\max_m \tilde{T}_1^{(m)}] \stackrel{(a)}{\geq} \max_m E[\tilde{T}_1^{(m)}] \quad (38)$$

$$\stackrel{(b)}{=} \max_m \frac{E[N_1^{(m)}]}{p_1(1-p_2)q_{1|1}^{(m)} + p_1p_2q_{1|1,2}^{(m)}} \quad (39)$$

$$\stackrel{(c)}{=} \frac{E[N_1^{(m)}]}{\min_m p_1(1-p_2)q_{1|1}^{(m)} + p_1p_2q_{1|1,2}^{(m)}} \quad (40)$$

where (a) again follows from Jensen's inequality, (b) holds since  $g_{1,i}^{(m)}$  are independent, identically distributed, and (c) holds since  $N_1^{(m)}$  is identically distributed over  $m$ , meaning that  $E[N_1^{(1)}] = E[N_1^{(2)}]$ . The backlogged service rate  $\tilde{\mu}_{1b}$  is bounded as

$$\tilde{\mu}_{1b} = \frac{K}{E[\tilde{T}_1]} \leq \frac{K}{E[N_1^{(m)}]} \min_m p_1(1-p_2)q_{1|1}^{(m)} + p_1p_2q_{1|1,2}^{(m)} \quad (41)$$

$$\leq \min_m p_1(1-p_2)q_{1|1}^{(m)} + p_1p_2q_{1|1,2}^{(m)}. \quad (42)$$

Then the Shannon capacity region outer bounds the stable throughput region for random access with random linear coding.

Unfortunately a difficulty arises in finding the service rates  $\mu_{nb}$  and  $\mu_{ne}$  in closed form from  $E[\max_m \tilde{T}_n^{(m)}]$ . This difficulty arises for a number of reasons:  $\tilde{T}_n^{(1)}$  and  $\tilde{T}_n^{(2)}$  are not independent, and  $\tilde{T}_n^{(m)}$  is distributed according to a composite distribution function, for which the pdf is not easily expressed in closed form. In fact, even if these two difficulties were to be removed,  $E[\max_m \tilde{T}_n^{(m)}]$  cannot be easily handled. For instance, let us assume that  $\tilde{T}_n^{(1)}$  and  $\tilde{T}_n^{(2)}$  are independent and that  $N_n^{(m)} = n^{(m)}$  are deterministic (which means that the pdf is no longer composite). In that case,  $\tilde{T}_n^{(m)}$  is the sum of  $n^{(m)}$  iid geometric random variables, meaning that  $\tilde{T}_n^{(m)}$  follows a negative binomial distribution. Let us further make the assumption that  $q_{n|n}^{(1)} = q_{n|n}^{(2)}$  and  $q_{n|1,2}^{(1)} = q_{n|1,2}^{(2)}$ , which means that  $\tilde{T}_n^{(m)}$  are identically distributed over  $m$ . In this very simplified case,  $E[\max_m \tilde{T}_n^{(m)}]$  is the expected maximum of two iid negative binomial random variables. The computation of this expected value is treated in [26], and the result involves a periodic function which is approximated by a Fourier series. Thus, even in this very



simplified case, we can at best approximate  $E[\max_m \tilde{T}_n^{(m)}]$ , and this approximation must be computed numerically.

### B. Markov chain approach

As an alternative to the analysis presented above, we now develop a Markov chain model which allows us to find the queueing service rates. For a given source node, we set up a vector Markov chain with state  $(i, j, k)$  corresponding to the number of linearly independent coded packets that have been received from the source node. In this model,  $i$  represents the number of linearly independent coded packets that have been received at destination 1, and  $j$  represents the number of linearly independent packets that have been received at destination 2. Since the coded packets are generated by the same source, some of the coded packets received at destination 1 may also have been received at destination 2, and  $k$  represents the number of such packets, where  $k \leq \min(i, j)$ . The variable  $k$  allows us to track the correlation between  $N_n^{(1)}$  and  $N_n^{(2)}$ , which was a difficulty in our previous approach described above. The Markov chain evolves in discrete time over the time slots in our system model.

The state space of the Markov chain is the three-dimensional discrete set of points  $[0, K]^3$ . There are  $K + 1$  absorbing states given by  $(K, K, k)$ ,  $0 \leq k \leq K$ , which represent the reception of  $K$  linearly independent coded packets at both destinations, for which the service of  $K$  packets at the source has been completed. Transitions in the Markov chain can only occur “upward”, corresponding to the reception of a new linearly independent packet, and a transition results in an increase of the indices  $i, j, k$  by at most 1, meaning that at most 1 new linearly independent packet can be received in a slot. Let  $(i_1, j_1, k_1) \rightarrow (i_2, j_2, k_2)$  denote the transition from state  $(i_1, j_1, k_1)$  to state  $(i_2, j_2, k_2)$ .

The Markov chain is irreducible and aperiodic, and because it has a finite state space, a stationary distribution exists. Let  $\pi_{i,j,k}$  denote the steady-state probability of  $(i, j, k)$ . The steady-state probabilities are found by solving the set of equations

$$\pi_{i_1, j_1, k_1} = \sum_{(i_2, j_2, k_2)} \pi_{i_2, j_2, k_2} \Pr((i_2, j_2, k_2) \rightarrow (i_1, j_1, k_1)) \quad (43)$$

and

$$\sum_{(i, j, k)} \pi_{i, j, k} = 1. \quad (44)$$

The service rate  $\tilde{\mu}_n$  is equal to  $K$  times the probability of transitioning into an absorbing state  $(K, K, k)$ . There are only a few ways to transition into an absorbing state; let  $\mathcal{A}_k$  denote the set of states which have a one-step transition into the absorbing state  $(K, K, k)$ . For  $k \in [0, K-1]$  we have

$$\mathcal{A}_k = \{(K-1, K, k), (K-1, K, k-1), (K, K-1, k), (K, K-1, k-1), (K-1, K-1, k-1)\}, \quad (45)$$

and for  $k = K$ ,

$$\mathcal{A}_K = \{(K-1, K, K-1), (K, K-1, K-1), (K-1, K-1, K-1)\}. \quad (46)$$

Note that we define  $\mathcal{A}_K$  in this way since the states  $(K-1, K, K)$  and  $(K, K-1, K)$  violate  $k \leq \min(i, j)$ . The service rate for source  $n$  is given by

$$\tilde{\mu}_n = K \sum_{k=0}^K \sum_{(i,j,k) \in \mathcal{A}_k} \pi_{i,j,k} \Pr((i, j, k) \rightarrow (K, K, k)). \quad (47)$$

The transition probabilities for source  $n$  can be written assuming that the other source is either backlogged or empty, leading to the service rates  $\tilde{\mu}_{nb}$  and  $\tilde{\mu}_{ne}$ .

As an example, consider the transition  $(i, j, k) \rightarrow (i+1, j, k)$  in the Markov chain for source 1 when source two is backlogged. Assume first that source two does not transmit, which happens with probability  $1 - p_2$ . Then there are two ways for the transition  $(i, j, k) \rightarrow (i+1, j, k)$  to occur. First, destination 2 could receive no packet, which happens with probability  $1 - q_{1|1}^{(2)}$ , while destination 1 receives a coded packet which is neither an all-zero packet nor equal to any of the  $i$  packets it has already received, which happens with probability  $q_{1|1}^{(1)}(1 - (i+1)2^{-K})$ . Alternatively, both destinations could receive a coded packet, but that packet lies in the set of coded packets that have been received by destination 2 and *not* destination 1. This happens with probability  $q_{1|1}^{(1)}q_{1|1}^{(2)}(j-k)2^{-K}$ . The same two alternatives are possible in the case that source 2 does transmit, which happens with probability  $p_2$ , except that the reception probabilities are now given by  $q_{1|1,2}^{(m)}$ . Then the transition  $(i, j, k) \rightarrow (i+1, j, k)$  for source 1 when source 2 is backlogged occurs with probability

$$p_1 \left[ \bar{p}_2 \left\{ q_{1|1}^{(1)}(1 - q_{1|1}^{(2)})(1 - (i+1)2^{-K}) + q_{1|1}^{(1)}q_{1|1}^{(2)}(j-k)2^{-K} \right\} \right. \\ \left. + p_2 \left\{ q_{1|1,2}^{(1)}(1 - q_{1|1,2}^{(2)})(1 - (i+1)2^{-K}) + q_{1|1,2}^{(1)}q_{1|1,2}^{(2)}(j-k)2^{-K} \right\} \right]. \quad (48)$$

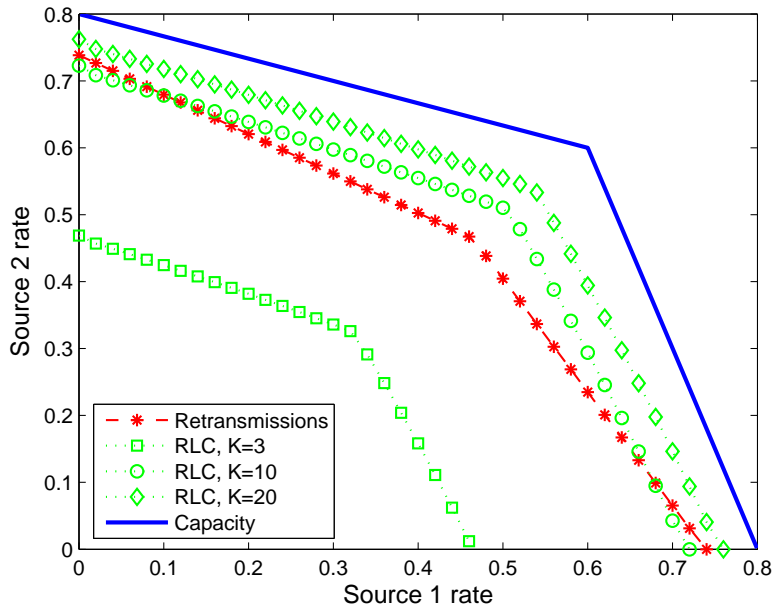


Fig. 2. Stable throughput and capacity regions for a channel with reception probabilities  $q_{1|1}^{(1)} = q_{2|2}^{(2)} = 0.9$ ,  $q_{1|1}^{(2)} = q_{2|2}^{(1)} = 0.8$ , and  $q_{1|1,2}^{(m)} = q_{2|1,2}^{(m)} = 0.6$ ,  $m = 1, 2$ . The stable throughput region for random linear coding is abbreviated RLC.

The same transition probability can be used when source 2 is empty by setting  $p_2 = 0$ . Similar arguments can be used to find all transition probabilities for our Markov chain model, and those probabilities are found in Appendix II. Ultimately, we would like to find closed-form expressions for the service rates  $\tilde{\mu}_{nb}$  and  $\tilde{\mu}_{ne}$ , but due to the size of the state-space, this is a difficult task. Instead we have computed some numerical examples based on the Markov chain model presented above, and those are presented next.

## VII. NUMERICAL EXAMPLES

We have computed a number of numerical examples of the Shannon capacity region and the stable throughput region for retransmissions and random linear coding. The results for random linear coding have been computed with the service rates given by Equation (47). Fig. 2 shows results for a “good” channel with relatively large reception probabilities while Fig. 3 shows results for a “poor” channel with smaller reception probabilities. In both figures, we have plotted the stable throughput for random linear coding (abbreviated “RLC”) with  $K = 3, 10, 20$ . The results show that the Shannon capacity region is strictly larger than the stable throughput regions for

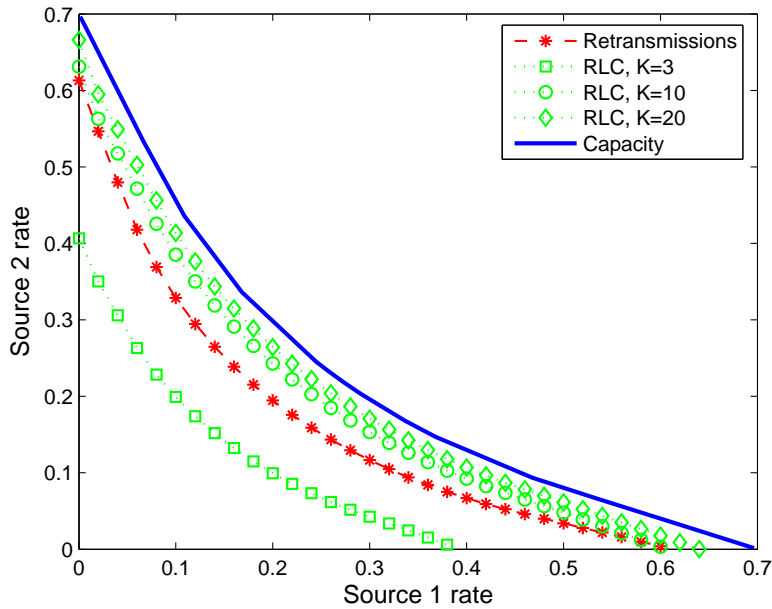


Fig. 3. Stable throughput and capacity regions for a channel with reception probabilities  $q_{1|1}^{(1)} = q_{2|2}^{(2)} = 0.8$ ,  $q_{1|1}^{(2)} = q_{2|2}^{(1)} = 0.7$ , and  $q_{1|1,2}^{(m)} = q_{2|1,2}^{(m)} = 0.2$ ,  $m = 1, 2$ . The stable throughput region for random linear coding is abbreviated RLC.

both the retransmissions and random linear coding schemes. Additionally, the stable throughput region for random linear coding grows with  $K$  and appears to approach the capacity as  $K \rightarrow \infty$ .

The random linear coding scheme does not necessarily outperform the retransmission scheme. For small values of  $K$ , the coding scheme is inefficient in the sense that the ratio  $K/E[N_n^{(m)}]$  is small. In the examples we have considered, this ratio is approximately 0.67 for  $K = 3$ , 0.86 for  $K = 10$ , and 0.93 for  $K = 20$ . This inefficiency is largely due to the fact that an all-zero coded packet can be generated and transmitted; this possibility is not precluded in (27) and occurs more often for small values of  $K$ . The inefficiency of the coding scheme means that the retransmission of  $K$  packets requires a service time that is less than  $E[N_n^{(m)}]$  for small values of  $K$ . This effect seems to be more pronounced in a “good” channel, where packets are more often received correctly and do not need to be retransmitted. For large values of  $K$ , for  $K \geq 20$  in the examples we considered, the random linear coding scheme seems to outperform retransmissions under any circumstances.

## VIII. DISCUSSION

One conclusion to draw from our work is that for sufficiently large blocklengths, given by  $K$  in our model, coding over packets in a queue yields a higher multicast throughput than simply retransmitting lost packets. In light of the recent developments on network coding and fountain codes, this result is not surprising. However, we have also shown that if the blocklength is too small, then a retransmission scheme can provide a higher stable throughput than coding. This point is sometimes overlooked. Furthermore, we have combined random access with random linear coding to yield an efficient multicast scheme that can operate in a completely distributed manner. We have shown that the merging of random access with random linear coding results in good performance in the sense that the stable throughput approaches the Shannon capacity, which is the ultimate upper limit on throughput performance.

Another significant outcome of our work is that we have provided an example of a transmission policy for which the stable throughput region *does not* coincide with the Shannon capacity region of a random access system. We have demonstrated this point most clearly for the retransmission scheme. The fact that the stable throughput of the retransmission scheme is strictly less than the Shannon capacity might be considered an obvious point, since repetition coding is known to be inefficient from the information-theoretic point of view. However, the same retransmission scheme leads to a stable throughput that equals the Shannon capacity in the case of a random access system with a single receiver. In this sense, our result is surprising. This outcome contradicts a widely-held (yet unproved) belief that the stability and capacity regions coincide for random access; it is the first such example of which we are aware. This result sheds further light on the relation between queueing stability and Shannon capacity.

## APPENDIX I

### PROOF OF THEOREM 1

We first provide an equivalent error criterion which allows us to view the system as a collection of the two MACs  $W_1$  and  $W_2$ . Let  $P_m^t$  denote the error probability of the  $t^{th}$  message at receiver  $m$ ,

$$P_m^t \triangleq \Pr\{\hat{J}_m^t \neq (J_1^t, J_2^t)\}.$$

The following lemma provides a condition equivalent to  $P_e^t \rightarrow 0$  and will be used in the proof of Theorem 1.

*Lemma 5:* The average error  $P_e^t \rightarrow 0$  if and only if  $\max_m P_m^t \rightarrow 0$ .

*Proof:* The average error  $P_e^t$  can be upper bounded by the union bound.

$$\begin{aligned} P_e^t &\leq P_1^t + P_2^t \\ &\leq 2 \max_m P_m^t \end{aligned}$$

A similar lower bound also holds.

$$P_e^t \geq \max_m P_m^t$$

Thus

$$\max_m P_m^t \leq P_e^t \leq 2 \max_m P_m^t \quad (49)$$

and the result follows. ■

Achievability for our system follows by first establishing achievability of the rate pairs in  $\mathcal{R}_m(P_{X_1}, P_{X_2})$ . This is done in [8] through the use of random coding, periodic transmission of preambles which allow the receiver to synchronize on codeword boundaries, and typicality decoding over a sequence of  $T$  messages. Thus for  $(R_1, R_2) \in \mathcal{R}_m(P_{X_1}, P_{X_2})$ ,  $P_m^t \rightarrow 0$ . We next argue that for  $(R_1, R_2) \in \mathcal{R}(P_{X_1}, P_{X_2})$ , there exist codes such that  $P_m^t \rightarrow 0$ , for all  $t$  and all  $m$ . This is clear from the definition of  $\mathcal{R}(P_{X_1}, P_{X_2})$  as  $\bigcap_m \mathcal{R}_m(P_{X_1}, P_{X_2})$ . As a consequence, there exist codes with  $\max_m P_m^t \rightarrow 0$  and thus  $P_e^t \rightarrow 0$  for all  $t$  by Lemma 5.

The converse is established by first noting that for any  $m$ , if  $P_m^t \rightarrow 0$ , then  $(R_1, R_2) \in \mathcal{R}_m(P_{X_1}, P_{X_2})$ . This is proved in [9] by decoding over a sequence of  $T$  codewords and by using Fano's inequality, the data processing inequality, and the concavity of mutual information. In order to obtain  $P_m^t \rightarrow 0$  for all  $m$ , we must have  $(R_1, R_2) \in \bigcap_m \mathcal{R}_m(P_{X_1}, P_{X_2})$ . By Lemma 5  $P_e^t \rightarrow 0$  iff  $\max_m P_m^t \rightarrow 0$ , which implies that  $P_m^t \rightarrow 0$  for all  $m$ , and the result follows.

## APPENDIX II

### MARKOV CHAIN ANALYSIS OF RANDOM LINEAR CODING

In the Markov chain analysis of Section VI-B, the state  $(i, j, k)$  represents  $i$  linearly independent coded packets received at destination 1,  $j$  linearly independent coded packets received at destination 2, and  $k$  coded packets which have been received at both destinations,  $k \leq \min(i, j)$ .

When source 2 is backlogged, the non-zero transition probabilities for source 1 are given as follows for  $i, j = 0, 1, \dots, K$ .

$$\begin{aligned}
(i, j, k) &\rightarrow (i, j, k) : \bar{p}_1 + p_1 \left[ \bar{p}_2 \left\{ (1 - q_{1|1}^{(1)})(1 - q_{1|1}^{(2)}) + (1 - q_{1|1}^{(1)})q_{1|1}^{(2)}(j+1)2^{-K} \right. \right. \\
&\quad \left. \left. + q_{1|1}^{(1)}(1 - q_{1|1}^{(2)})(i+1)2^{-K} + q_{1|1}^{(1)}q_{1|1}^{(2)}(k+1)2^{-K} \right\} \right. \\
&\quad \left. + p_2 \left\{ (1 - q_{1|1,2}^{(1)})(1 - q_{1|1,2}^{(2)}) + (1 - q_{1|1,2}^{(1)})q_{1|1,2}^{(2)}(j+1)2^{-K} \right. \right. \\
&\quad \left. \left. + q_{1|1,2}^{(1)}(1 - q_{1|1,2}^{(2)})(i+1)2^{-K} + q_{1|1,2}^{(1)}q_{1|1,2}^{(2)}(k+1)2^{-K} \right\} \right] \\
(i, j, k) &\rightarrow (i+1, j, k) : p_1 \left[ \bar{p}_2 \left\{ q_{1|1}^{(1)}(1 - q_{1|1}^{(2)})(1 - (i+1)2^{-K}) + q_{1|1}^{(1)}q_{1|1}^{(2)}(j-k)2^{-K} \right\} \right. \\
&\quad \left. + p_2 \left\{ q_{1|1,2}^{(1)}(1 - q_{1|1,2}^{(2)})(1 - (i+1)2^{-K}) + q_{1|1,2}^{(1)}q_{1|1,2}^{(2)}(j-k)2^{-K} \right\} \right] \\
(i, j, k) &\rightarrow (i, j+1, k) : p_1 \left[ \bar{p}_2 \left\{ (1 - q_{1|1}^{(1)})q_{1|1}^{(2)}(1 - (j+1)2^{-K}) + q_{1|1}^{(1)}q_{1|1}^{(2)}(i-k)2^{-K} \right\} \right. \\
&\quad \left. + p_2 \left\{ (1 - q_{1|1,2}^{(1)})q_{1|1,2}^{(2)}(1 - (j+1)2^{-K}) + q_{1|1,2}^{(1)}q_{1|1,2}^{(2)}(i-k)2^{-K} \right\} \right] \\
(i, j, k) &\rightarrow (i+1, j+1, k+1) : p_1 \left[ \bar{p}_2 \left\{ q_{1|1}^{(1)}q_{1|1}^{(2)}(1 - (i+j-k+1)2^{-K}) \right\} \right. \\
&\quad \left. + p_2 \left\{ q_{1|1,2}^{(1)}q_{1|1,2}^{(2)}(1 - (i+j-k+1)2^{-K}) \right\} \right] \\
\\
(i, K, k) &\rightarrow (i, K, k) : \bar{p}_1 + p_1 \left[ \bar{p}_2 \left\{ (1 - q_{1|1}^{(1)}) + q_{1|1}^{(1)}(i+1)2^{-K} \right\} + p_2 \left\{ (1 - q_{1|1,2}^{(1)}) + q_{1|1,2}^{(1)}(i+1)2^{-K} \right\} \right] \\
(i, K, k) &\rightarrow (i+1, K, k) : p_1 \left[ \bar{p}_2 \left\{ q_{1|1}^{(1)}(1 - (K+i-k+1)2^{-K}) \right\} + p_2 \left\{ q_{1|1,2}^{(1)}(1 - (K+i-k+1)2^{-K}) \right\} \right] \\
(i, K, k) &\rightarrow (i+1, K, k+1) : p_1 \left[ \bar{p}_2 \left\{ q_{1|1}^{(1)}(K-k)2^{-K} \right\} + p_2 \left\{ q_{1|1,2}^{(1)}(K-k)2^{-K} \right\} \right] \\
\\
(K, j, k) &\rightarrow (K, j, k) : \bar{p}_1 + p_1 \left[ \bar{p}_2 \left\{ (1 - q_{1|1}^{(2)}) + q_{1|1}^{(2)}(j+1)2^{-K} \right\} + p_2 \left\{ (1 - q_{1|1,2}^{(2)}) + q_{1|1,2}^{(2)}(j+1)2^{-K} \right\} \right] \\
(K, j, k) &\rightarrow (K, j+1, k) : p_1 \left[ \bar{p}_2 \left\{ q_{1|1}^{(2)}(1 - (K+j-k+1)2^{-K}) \right\} + p_2 \left\{ q_{1|1,2}^{(2)}(1 - (K+j-k+1)2^{-K}) \right\} \right] \\
(K, j, k) &\rightarrow (K, j+1, k+1) : p_1 \left[ \bar{p}_2 \left\{ q_{1|1}^{(2)}(K-k)2^{-K} \right\} + p_2 \left\{ q_{1|1,2}^{(2)}(K-k)2^{-K} \right\} \right]
\end{aligned}$$

## REFERENCES

- [1] N. Abramson, "The aloha system - another alternative for computer communications," in *Fall Joint Computer Conference (AFIPS)*, vol. 37, 1970, pp. 281–285.

- [2] B. Tsibakov and V. Mikhailov, "Ergodicity of a slotted aloha system," *Probl. Inform. Tran.*, vol. 15, pp. 301–312, 1979.
- [3] R. Rao and A. Ephremides, "On the stability of interacting queues in a multiple-access system," *IEEE Trans. Inform. Theory*, vol. 34, pp. 918–930, September 1988.
- [4] W. Szpankowski, "Stability conditions for some distributed systems: Buffered random access systems," *Advances in Applied Probability*, vol. 26, pp. 498–515, June 1994.
- [5] W. Luo and A. Ephremides, "Stability of  $n$  interacting queues in random-access systems," *IEEE Trans. Inform. Theory*, vol. 45, July 1999.
- [6] V. Naware, G. Mergen, and L. Tong, "Stability and delay of finite user slotted aloha with multipacket reception," *IEEE Trans. Inform. Theory*, vol. 51, pp. 2636–2656, July 2005.
- [7] J. L. Massey and P. Mathys, "The collision channel without feedback," *IEEE Trans. Inform. Theory*, vol. IT-31, pp. 192–204, March 1985.
- [8] J. Y. N. Hui and P. A. Humblet, "The capacity of the totally asynchronous multiple-access channel," *IEEE Trans. Inform. Theory*, vol. 31, pp. 207–216, March 1985.
- [9] G. S. Poltyrev, "Coding in an asynchronous multiple access channel," *Problems on Information Transmission*, vol. 19, pp. 184–191 (12–21 in Russian version), 1983.
- [10] J. Y. N. Hui, "Multiple accessing for the collision channel without feedback," *IEEE J. Select. Areas Commun.*, vol. SAC-2, pp. 575–582j, July 1984.
- [11] S. Tinguely, M. Rezaeian, and A. Grant, "The collision channel with recovery," *IEEE Trans. Inform. Theory*, vol. IT-51, pp. 3631–3638, October 2005.
- [12] T. M. Cover and J. A. Thomas, *Elements of Information Theory*. New York: Wiley, 1991.
- [13] V. Anantharam, "Stability region of the finite-user slotted aloha protocol," *IEEE Trans. Inform. Theory*, vol. 37, pp. 535–540, May 1991.
- [14] J. Luo and A. Ephremides, "On the throughput, capacity and stability regions of random multiple access," *IEEE Trans. Inform. Theory*, vol. 52, pp. 2593–2607, June 2006.
- [15] R. Ahlswede, "The capacity region of a channel with two senders and two receivers," *Annals of Probability*, vol. 2, pp. 805–814, 1974.
- [16] R. Ahlswede, N. Cai, S.-Y. R. Li, and R. W. Yeung, "Network information flow," *IEEE Trans. Inform. Theory*, vol. 46, pp. 1204–1216, July 2000.
- [17] S.-Y. R. Li, R. W. Yeung, and N. Cai, "Linear network coding," *IEEE Trans. Inform. Theory*, vol. 49, pp. 371–381, February 2003.
- [18] M. Luby, "Lt codes," in *IEEE Symposium on the Foundations of Computer Science*, 2002, pp. 271–280.
- [19] A. Shokrollahi, "Raptor codes," *IEEE Trans. Inform. Theory*, 2006, to appear. Available at [algo.epfl.ch](http://algo.epfl.ch).
- [20] T. M. Cover, R. J. McEliece, and E. C. Posner, "Asynchronous multiple-access channel capacity," *IEEE Trans. Inform. Theory*, vol. 27, pp. 409–413, July 1981.
- [21] R. G. Gallager, "Basic limits on protocol information in data communication networks," *IEEE Trans. Inform. Theory*, vol. 22, pp. 385–398, July 1976.
- [22] R. Loynes, "The stability of a queue with non-independent interarrival and service times," *Proc. Cambridge Phil. Soc.*, vol. 58, 1962.
- [23] B. Shrader and A. Ephremides, "Random access broadcast: stability and throughput analysis," *IEEE Trans. Inform. Theory*, to appear, August 2007. Available at [arxiv.org/abs/0704.2778](http://arxiv.org/abs/0704.2778).



- [24] Y. E. Sagduyu and A. Ephremides, “On broadcast stability region in random access through network coding,” in *Allerton Conference on Communication, Control, and Computing*, September 2006.
- [25] D. J. C. MacKay, “Fountain codes,” in *IEE Workshop on Discrete Event Systems*, 1998.
- [26] P. J. Grabner and H. Prodinger, “Maximum statistics of  $n$  random variables distributed by the negative binomial distribution,” *Combinatorics, Probability and Computing*, vol. 6, pp. 179–183, 1997.