

Study of Direct Photon plus Jet production in CMS Experiment at $\sqrt{s}=14$ TeV

Pooja Gupta¹, B.C.Choudhary², S.Chatterji³, and S.Bhattacharya⁴

Department of Physics and Astrophysics, University of Delhi,
Delhi, 110 007, India

Abstract

We present simulation results of $\gamma + \text{Jet}$ analysis using CMS (Compact Muon Solenoid) Object-Oriented software at the Large Hadron Collider (LHC) center of mass energy $\sqrt{s}=14$ TeV. The study of direct photon production helps in validating the perturbative Quantum Chromodynamics (pQCD) and providing information on the gluon distribution in the nucleons. Direct photon processes also constitute a major background to several other Standard Model (SM) processes and signals of new physics. Thus these processes need to be understood precisely in the new energy regime. In this work, we have done a detailed study of the GEANT4 simulated $\gamma + \text{jet}$ events generated with Pythia, and the related background processes. Isolation cuts have been optimized for direct photon which improves the signal over background ratio by $\sim 25\%$ as compared to previous studies done in CMS. The inclusion of a large $\Delta\phi$ cut between the photon and the leading jet at 40° in the analysis leads to a further increase of $\sim 15\%$ in S/B, thus giving an overall gain of $\sim 42\%$ in S/B ratio.

¹Email Address: pooja@fnal.gov

²Email Address: brajesh@fnal.gov

³Email Address: Sudeep.Chatterji@cern.ch

⁴Email Address: bhattacharya.satyaki@gmail.com

Introduction

Direct or prompt photons are photons that emerge directly from the hard scattering of the partons and not from secondary decays or as the radiation product of initial or final state partons. Since these photons come directly from parton-parton hard scattering, they provide a clean signature of the underlying hard scattering dynamics. Prompt photon production in hadronic interactions provides a precision test of pQCD predictions as well as information on the gluon density inside the colliding hadrons. Theoretical investigations have shown[1] that the cross-section for direct photon production has a pseudorapidity (η) dependence which is sensitive to the parameterization of the gluon distributions[2]. The LHC energy will provide an opportunity to determine gluon density in a proton in new kinematic region of $x(2 \times 10^{-4} < x < 1.0)$ and $Q^2 (1.6 \times 10^3 - 2 \times 10^5 (GeV/c)^2)$ [3]. The analysis of the LHC data in combination with results from the Tevatron and HERA would allow to extend the QCD analysis in Q^2 region $10^2 < Q^2 < 10^5 (GeV/c)^2$ [4].

The study of physics beyond the SM at the LHC also requires a complete understanding of the QCD processes. Some of the QCD processes constitute major background to other SM processes, and also to signals of new physics. Thus these processes need to be well understood precisely in the new energy regime. In this work, we have concentrated on the QCD process $pp \rightarrow \gamma^{dir} + 1 \text{ jet} + X$, where X can be anything. This process is a major background to other Standard Model processes such as $H \rightarrow \gamma\gamma$ [5], $W^\pm \rightarrow \pi^\pm\gamma$ [6], and signatures of physics beyond the SM such as large extra dimensions[7, 8] and SUSY[9].

Inclusive direct photon production has been studied extensively by various experiments from fixed target energies[10] to Tevatron collider[11, 12, 13, 14, 15]. A recent study by the D0 experiment at Tevatron has reported on the measurement of the triple differential cross-section for $p\bar{p} \rightarrow \gamma^{dir} + \text{jet}$ at $\sqrt{s}=1.96$ TeV[16]. In this work, the photon + jet cross-sections has been compared to the next-to leading order (NLO) based on the program JETPHOX[17, 18] with CTEQ6.1M PDF set of parton distribution functions[19, 20]. However, both the completeness of theoretical calculations and consistency of the available data have been subject of intense discussion. The results from various experiments have shown a definite pattern of deviation from theory at low P_T where the measured cross sections have a steeper slope. The origin of the disagreement has been attributed to the effect of initial-state soft gluon radiation which is not properly accounted for in the theoretical calculations. It has been shown that the inclusion of some additional transverse momentum “ k_T ” smearing of the partonic system due to soft-gluon emission yields better description of the data[21, 22]. These effects are however expected to be negligible in the kinematic range explored in the present analysis.

At the leading order, the direct photon production is defined by two QCD processes; Quark-Gluon Compton scattering, $q + g \rightarrow \gamma^{dir} + q$ and Quark-Antiquark annihilation, $q + \bar{q} \rightarrow \gamma^{dir} + g$. Due to abundance of low momentum fraction gluons in the proton at the LHC energy, Compton scattering becomes the dominant process contributing to the prompt photon production over most of the kinematical region.

Unfortunately, the advantages of photon as a clean probe of parton distributions are offset by large QCD backgrounds which are $\sim 10^3$ to 10^4 times larger than that of direct photon

signal. The background contribution to direct photon is mainly caused by the events where high P_T photons are produced in the decays of neutral mesons such as π^0 , η , k_s^0 and ω^0 ; and from events where the photons are radiated from the quark (i.e, bremsstrahlung photons in the next-to-leading order QCD subprocesses such as $qg \rightarrow qg$, $qq \rightarrow qq$ and $q\bar{q} \rightarrow q\bar{q}$). Any analysis must separate true direct photons (those coming from the hard scattering) from those copiously produced in the decays of π^0 , η , k_s^0 , ω^0 and bremsstrahlung photons emerging from high E_T jets. Isolation cuts imposed on reconstructed photon candidates effectively suppress these backgrounds[23]. The purpose of this work is to study the $\gamma + \text{jet}$ events and its background processes with full detector simulation and reconstruction, and optimize the signal over background (S/B) ratio at the LHC energy.

In this work, we present the GEANT4 simulated results of Level-3 Triggered photons (also called High Level Trigger (HLT) photons) using CMS Software packages. The event generation for $\gamma^{dir} + \text{jet}$ signal and background processes has been done using CMKIN[24]. The passage of particles through the detector geometry, showering, energy loss in the calorimeters and reconstruction of the events are modeled in the CMS simulation and reconstruction packages namely, OSCAR[25] and ORCA[26] respectively. The simulated result has been compared with the theoretical calculations.

The rest of the paper is organised as follows. In the next section, we discuss the physics of $\gamma + \text{jet}$. Section 3 gives a brief description of the CMS detector relevant for the present analysis. In section 4, we discuss event generation. Section 5 describes photon isolation and its effect on signal and background. In section 6, we discuss the effect of $\Delta\phi$ cut between the photon and the jet on S/B. Statistical and systematic uncertainties are discussed in section 7. In the last section, we summarize this analysis with the conclusions.

The Physics of $\gamma + \text{jet}$

Fig. 1 shows the two leading order (LO) processes namely, ‘‘Quark-Antiquark Annihilation’’ and ‘‘Quark-Gluon Compton Scattering’’ which contributes to $\gamma + \text{jet}$ events. In quark-antiquark annihilation, a direct photon is produced along with an outgoing gluon while in quark-gluon Compton scattering, a gluon scatters from a quark producing a photon in the final state along with the scattered quark. An example of a next-to-leading order (NLO) real correction and corresponding virtual corrections (which cancel the soft and collinear divergences arising from the real radiation) are shown in fig. 2.

If the initial parton energies are equal, the photon and the jet are produced back to back ($\eta \approx 0$). In case of large imbalance between initial parton energies, the photon and the jet tend to be produced at small angles, either both forward or backward. Since the gluon momentum distribution increases monotonically at lower momentum fraction values[27], high η photons are likely to come from gluon Compton scattering process rather than annihilation process.

The main background to the direct photon signal comes from jet fluctuations. While most of the jets consist of many particles, thus easily distinguishable from a single photon, a small fraction ($\sim 10^{-3} - 10^{-4}$) of jets fragments in such a way that a single particle carries most

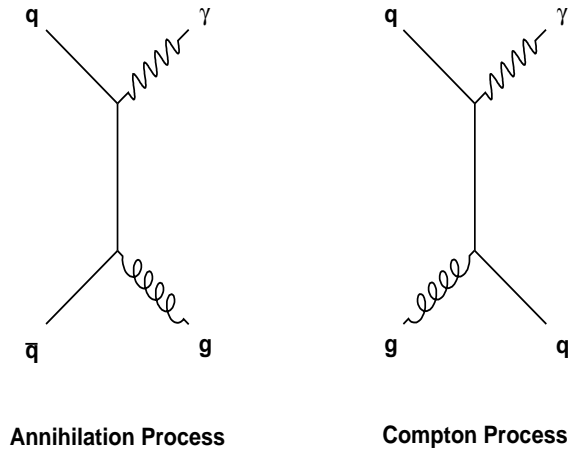


Figure 1: Leading order processes contributing to direct photon production.

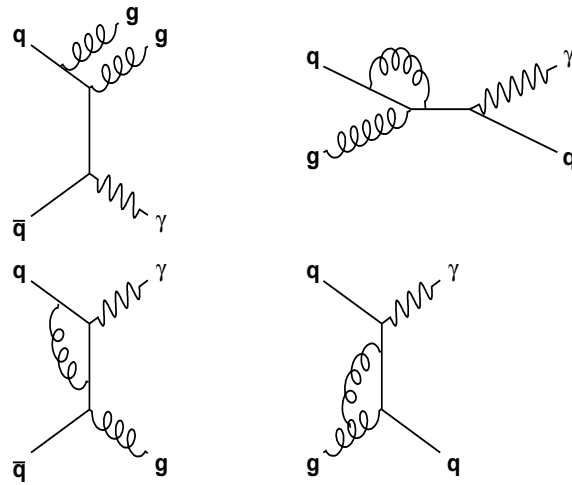


Figure 2: NLO real diagram and corresponding virtual diagrams contributing to direct photon production.

of the momentum of the parent parton. The lightest and therefore most commonly produced neutral meson, the π^0 decays into two photons with a branching ratio of $\sim 99\%$. Photons produced in decays of high P_T π^0 (and other neutral mesons) are very close to each other in the electromagnetic calorimeter forming a single shower thus mimicking a direct photon. Therefore, non-direct photons are common in hadronic collisions. Since jet production rates are $\sim 10^3$ times larger than that of direct photons (depends on $|\eta|$ and P_T), the number of jets

which fragment to a single meson and then decay to photons, referred as electromagnetic (EM) jets, are comparable to the level of direct photons. The background to direct photon + jet can also come from photons produced in initial and final state radiation. In these cases, the photon is not produced directly from the interaction vertex, and therefore, is not really a direct photon. In order to reduce the background contribution, an isolation criterion is imposed on the photon: typically a cone of size R (in pseudorapidity (η) and azimuthal angle (ϕ)) around the photon is required to have less than a certain amount of energy. Since a photon produced through bremsstrahlung tends to be collinear with the parent quark (and thus the jet resulting from the quark's subsequent fragmentation), the requirement that the photon be isolated removes all but very large angle radiations. Fig. 3 and 4 show major backgrounds to direct photons, namely, the EM jets and the bremsstrahlung.

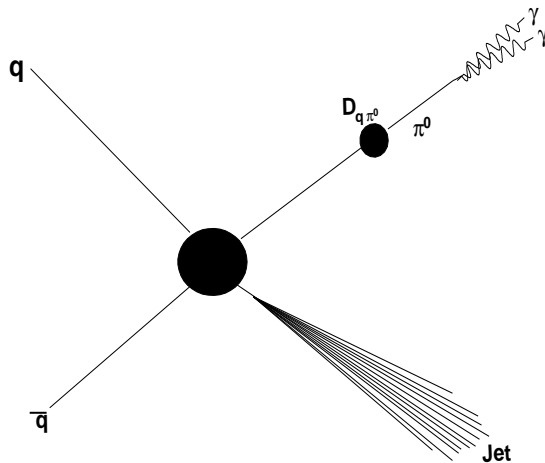


Figure 3: Background contributions to Direct Photon Events from EM jets.

The CMS Detector

The Compact Muon Solenoid (CMS) is a general purpose detector with 4π steradian coverage for efficient detection and precise energy/momentum measurement of electrons, photons, muons, hadrons (jets) and missing transverse energy. From inside to outside, it comprises of a pixel detector, a silicon microstrip tracker system, a lead tungstate crystal electromagnetic calorimeter (ECAL), a sampling hadronic calorimeter (HCAL), a 4 Tesla solenoidal magnet and the muon detectors.

The innermost component of the tracking system is the highly segmented silicon pixel detector which consists of 3 layers of barrel complemented with 2 disks on each side in the endcaps. It consists of 66 million pixels of size $100 \mu\text{m} \times 150 \mu\text{m}$ yielding a three dimensional spatial

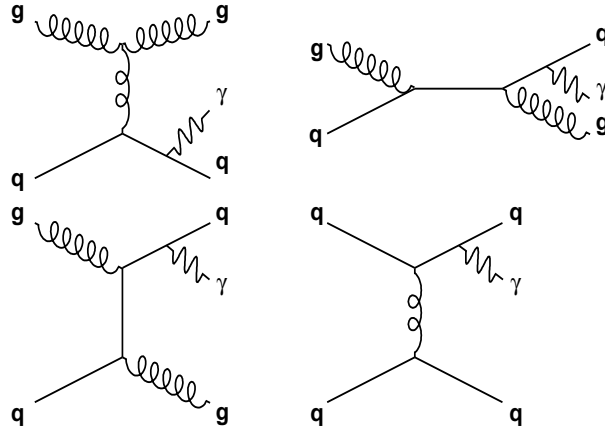


Figure 4: Background contributions to Direct Photon Events from final-state radiation processes.

resolution of $\sim 10 \mu\text{m}$ in the $r\text{-}\phi$ and $\sim 20 \mu\text{m}$ in the z -coordinate, which will play a crucial role in the vertex identification and track reconstruction. The following part of the tracking system consists of silicon microstrip detector modules arranged in ten concentric layers in barrel and nine disks in the endcaps providing a single point resolution between $23\text{-}52 \mu\text{m}$ in $r\text{-}\phi$ and $230\text{-}530 \mu\text{m}$ in z . It provides the necessary lever arm for accurate momentum measurement and improves the precision of vertex measurement. The tracker has geometrical coverage upto $|\eta| = 2.5$. The momentum resolution $\Delta P_T/P_T$ of high P_T charged particles in the tracker is $\sim (15(P_T/TeV) + 0.5)\%$ for $|\eta| < 1.6$ and becomes $\sim (60(P_T/TeV) + 0.5)\%$ as $|\eta|$ approaches 2.5[28, 29, 30].

The electromagnetic calorimeter is a hermetic, homogeneous calorimeter consisting of 61,200 lead tungstate ($PbWO_4$) crystals mounted in central part corresponding to $0 < |\eta| < 1.479$, and 7324 crystals mounted in each of the two endcaps in the range of $1.479 < |\eta| < 3.0$. The crystals are 23 cm long, have short radiation length($X_0 = 0.89$ cm) of Moliere radius(21.9 mm) and correspond to $\sim 26X_0$, thereby containing more than 99% of the shower energy. The granularity of the calorimeter is $\Delta\eta \times \Delta\phi = 0.0175 \times 0.0175$ in the barrel and upto $\Delta\eta \times \Delta\phi = 0.05 \times 0.05$ in the endcaps. The resolution for single photons with energies of 25-500 GeV can be parameterized as $\sigma_E/E = 3.6\%/\sqrt{E} \oplus 124/E \oplus 0.26\%$. An additional Pb-Si preshower detector would be installed in front of the endcaps covering $1.65 < |\eta| < 2.61$ for efficient rejection of γ/π^0 [30, 31].

The sampling hadronic calorimeter is made up of plastic scintillator tiles inserted between brass absorber plates and extends upto $|\eta| < 3.0$. The barrel (endcaps) consists of 5 cm (8 cm) thick brass plates interleaved with 3.8 mm thick scintillator tiles. The barrel calorimeter has a depth of 79 cm corresponding to 5.15 hadronic interaction lengths (λ_I) and a segmentation

of $\Delta\eta \times \Delta\phi = 0.087 \times 0.087$. Outside of the solenoid, an additional layer of 10 mm thick scintillator called outer hadron calorimeter covering the $|\eta| < 1.26$ region, is placed to ensure sampling of hadronic shower with $\sim 11 \lambda_I$. Hermeticity of the HCAL is extended to $|\eta| < 5.0$ by adding forward detector made up of steel absorbers and embedded radiation hard quartz fibers, which provide a fast collection of Cerenkov light. The resolution of the HCAL ranges from $\sigma_E/E = 65\%/\sqrt{E} \oplus 5\%$ in the barrel (at $\eta = 0$) and $\sigma_E/E = 83\%/\sqrt{E} \oplus 5\%$ in the endcaps, to $\sigma_E/E = 100\%/\sqrt{E} \oplus 5\%$ in the forward region[30, 32].

The muon detector consists of drift tubes in the barrel ($|\eta| < 1.2$) and cathode strip chambers in the endcaps ($1.2 < |\eta| < 2.4$) for precision track measurement. A set of resistive plate chambers are used in both parts of the system for resolving individual bunch crossing time. The spatial resolution of the muon system varies between 50 to 200 μm and standalone momentum resolution is at most 15% for a 10 GeV P_T muon and 40% at 1 TeV[30, 33].

Event Generation

At the LHC center of mass energy, the cross-sections for the channels $pp \rightarrow \gamma + \text{jet}$ and $pp \rightarrow \text{jets}$ are very large, thus making it nearly impossible to simulate direct photon signal and its background processes equivalent to an integrated luminosity of $\sim 1 \text{fb}^{-1}$. In order to achieve this, a selection based on kinematic information of the particle is performed at the generator level which allows only those events to be fully simulated that are likely to pass the analysis criteria. In our study we have used $|\eta_{EMCAL}| < 2.6$ to match the preshower coverage. The CMS experiment has optimized the L1 trigger P_T cut for a L1 isolated single photon to be 23 GeV, while that for the HLT photon it is 80 GeV at a luminosity of $2 \times 10^{33} \text{cm}^{-2} \text{s}^{-1}$ [30]. For the signal, a pre-selection has been used at the generator level which retains only those events having a direct photon with $P_T^\gamma > 70$ GeV and $|\eta^\gamma| < 2.8$, which are well below the final analysis cut of $P_T^\gamma > 80$ GeV and $|\eta^\gamma| < 2.6$. This preselection helps in discarding those events before simulation which are unlikely to pass geometrical acceptance cut. The L1 trigger efficiency for the signal has been estimated to be above 99% over the entire kinematic range[30].

For the backgrounds, we have used Pythia generated QCD dijet events. The samples (*eg03_jets_1e*) have been preselected at the generator level with an enhanced L1 trigger efficiency[23]. In this pre-selection, the first step is to look for the seed particles of electromagnetic objects like photons, electrons and positrons, which have $P_T > 5$ GeV and $|\eta| < 2.7$. Candidate electromagnetic calorimeter trigger tower energies are then estimated by adding energies of all electromagnetic particles found within a cone of $\Delta\eta < 0.09$ and $\Delta\phi < 0.09$ from the seed. Trigger tower candidates that lie within $\Delta\eta < 0.2$ and $\Delta\phi < 0.2$ from each other are suppressed and only those with the highest P_T are retained. The L1 single photon electromagnetic trigger is simulated by requiring that one such candidate has transverse energy larger than 20 GeV.

Signal and background events have been reconstructed using ORCA version 8.7.3. In the electromagnetic calorimeter, the Hybrid and Island clustering algorithms[34] were used to construct basic clusters in the barrel and the endcap regions respectively. A supercluster is a cluster

of the basic clusters. A photon candidate is associated with each reconstructed supercluster. Events were generated in two different P_T bins: $50 \text{ GeV} < P_T < 170 \text{ GeV}$, and $P_T > 170 \text{ GeV}$.

The cross-sections, number of events and corresponding integrated luminosity for signal and background samples are shown in Table 1. The samples have been generated using Pythia[35], simulated and reconstructed using OSCAR and ORCA. We require that the leading photon should have $P_T^\gamma > 80 \text{ GeV}$ and $|\eta^\gamma| < 2.6$. Fig. 5 shows the number of events/GeV after P_T and η requirements calculated as a function of P_T^γ for the $\gamma + \text{jet}$ signal and its background for an integrated luminosity of 1 fb^{-1} .

Data Samples	P_T (in GeV)	σ generated (in pb)	σ preselected (in pb)	Number of Simulated Events	Integrated Luminosity (in pb^{-1})
$\gamma + \text{jet}$	50-120	8.53E+03	1.82E+03	30000	16.5
$\gamma + \text{jet}$	120-170	2.77E+02	2.35E+02	12740	54.2
$\gamma + \text{jet}$	170-230	6.76E+01	6.19E+01	11918	192.5
$\gamma + \text{jet}$	230-300	1.90E+01	1.83E+01	11531	630.9
$\gamma + \text{jet}$	> 300	9.07E+00	8.98E+00	9887	1212.3
eg03_jets_1e_50170	50-170	2.43E+07	4.35E+06	2314853	0.53
eg03_jets_1e_170up	> 170	1.34E+05	1.07E+05	473668	4.4

Table 1: Cross-sections, number of simulated events, and equivalent integrated luminosity for $\gamma + \text{jet}$ events and its background samples.

Photon Isolation

As shown in fig. 5, jets misidentified as photons give a very large background to the direct photon signal. Isolation cuts have been optimized and applied to reject photons coming from jets by detecting other fragments of the jet which accompany the photon.

Tracker Isolation

Direct photons produced in hard scattering are not accompanied by any charged particles, whereas in cases where a jet fragments into a π^0 mimicing a photon or the jet bremms a

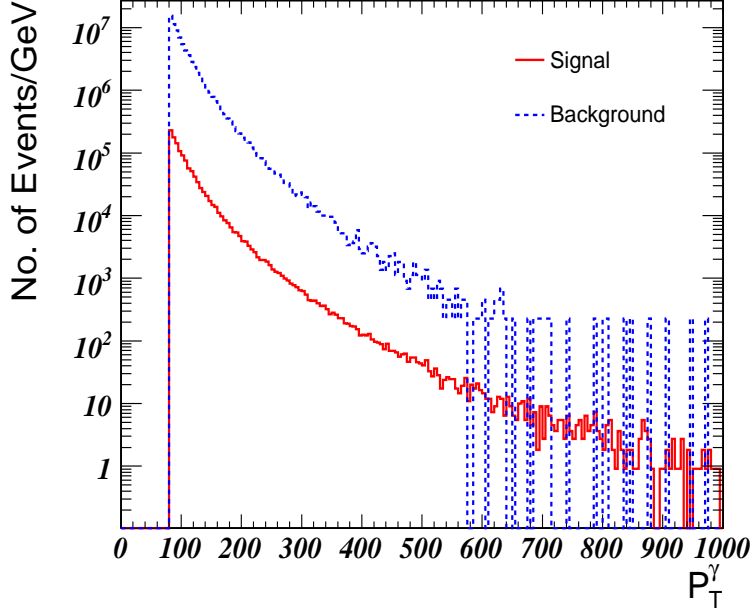


Figure 5: Number of Events/GeV for the $\gamma + \text{jet}$ signal and its backgrounds for an integrated luminosity of 1 fb^{-1} . No isolation requirements have been applied on the photon.

photon, the electromagnetic object is usually accompanied by tracks of low momentum charged hadrons. Thus the tracker isolation is an important parameter in differentiating the signal from the background events. The tracker isolation criteria is based on the number of charged particle tracks above a certain P_T threshold calculated in a cone R ($R = \sqrt{\Delta\eta^2 + \Delta\phi^2}$) around the photon candidate. The algorithm contains following three parameters:

1. Cone size R : The size of the cone R around the photon candidate, in which the number of charged tracks is counted.
2. P_T threshold (P_T^{Thres}): Only tracks greater than threshold P_T , P_T^{Thres} , are considered for photon isolation.
3. Number of tracks threshold (N_{TK}^{Thres}): If the number of tracks in cone R with track $P_T > P_T^{Thres}$ is larger than N_{TK}^{Thres} , then the photon candidate is considered non-isolated, otherwise it is considered as an isolated photon.

We have done a detailed study of the effect of P_T threshold of the track (P_T^{Thres}) and the number of allowed tracks (N_{TK}^{Thres}) inside the isolation cone (R), on signal efficiency and background rates. The study has been done separately for the barrel and the endcaps. The results for the barrel and the endcaps are shown in fig. 6 and fig. 7 respectively. Now limiting the discussion to fig. 6(a) only, the six curves show the signal efficiency as a function of background

rate for three different values of track P_T threshold (1.0 GeV, 1.5 GeV and 2.0 GeV) for each of the two cone sizes ($R=0.3$ and $R=0.4$). From left to right, the five points on each of these curves show the change in signal efficiency and the background rate as the number of tracks allowed in the vicinity of the photon increases from 0 to 4. The background rate is found to be very sensitive to the number of tracks allowed inside the cone. For example, if the number of allowed track changes from 0 to 1, the signal efficiency increases by 4-10% while the background rate goes up by a factor of ~ 2 in the barrel and ~ 1.5 in the endcaps. Hence, for the maximum background rejection, N_{TK}^{Thres} is fixed to zero. For a fixed cone size, both signal efficiency and background rate increase with increase in track P_T threshold. Due to larger tracker inefficiencies the performance of the tracker variables is not as efficient in endcaps. Different values of P_T^{Thres} and cone size have been taken into account to estimate the optimized S/B ratio.

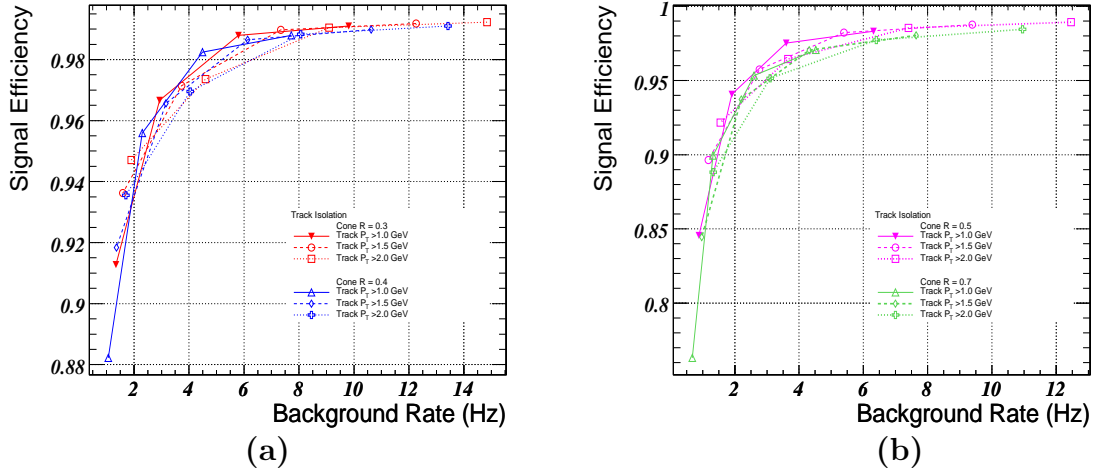


Figure 6: Performance of the tracker isolation variables for different track P_T^{Thres} in the barrel for cone sizes $R = 0.3$ and 0.4 (a); $R = 0.5$ and 0.7 (b).

Electromagnetic Calorimeter Isolation

The ECAL isolation is based on the sum of transverse energies deposited in the basic clusters in cone of size R in $\eta - \phi$ plane around a photon candidate. The basic clusters that belong to the photon candidate supercluster are not counted as a part of the sum. If the sum of transverse energies (ΣE_{TECAL}) is below a certain threshold value (E_{TECAL}^{Thres}), the photon candidate is considered isolated, otherwise it is considered non-isolated.

The effect of making the values of E_{TECAL}^{Thres} increasingly stringent on the signal efficiency as well as on background rate for different cone sizes R for the barrel and the endcaps can be seen in fig. 8 (a) and (b) respectively. From right to left, the value of E_{TECAL}^{Thres} is gradually decreased from a very large value in steps of 0.5 GeV to yield the curves. Just to illustrate the nature of dependence of the signal efficiency and background rates, the plots shown have

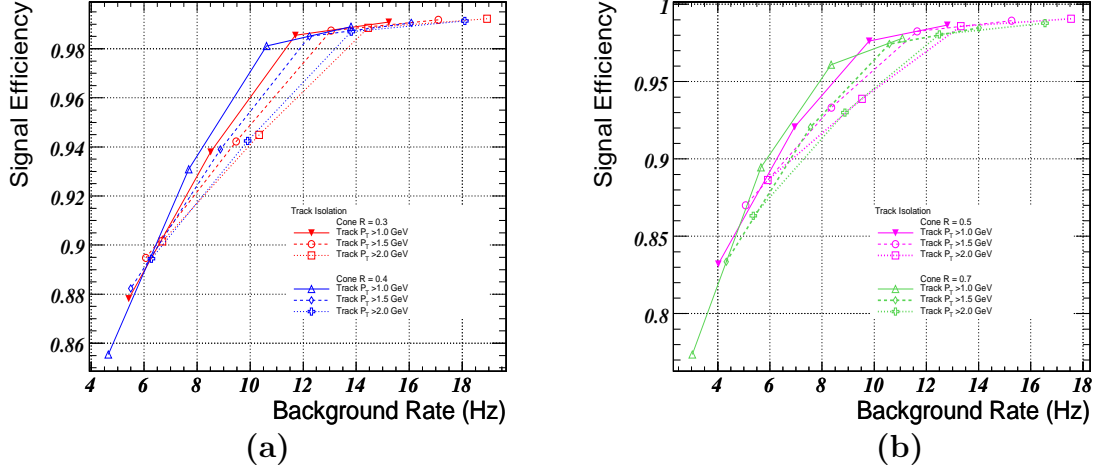


Figure 7: Performance of the tracker isolation variables for different track P_T^{Thres} in the endcaps for cone sizes $R = 0.3$ and 0.4 (a); $R = 0.5$ and 0.7 (b).

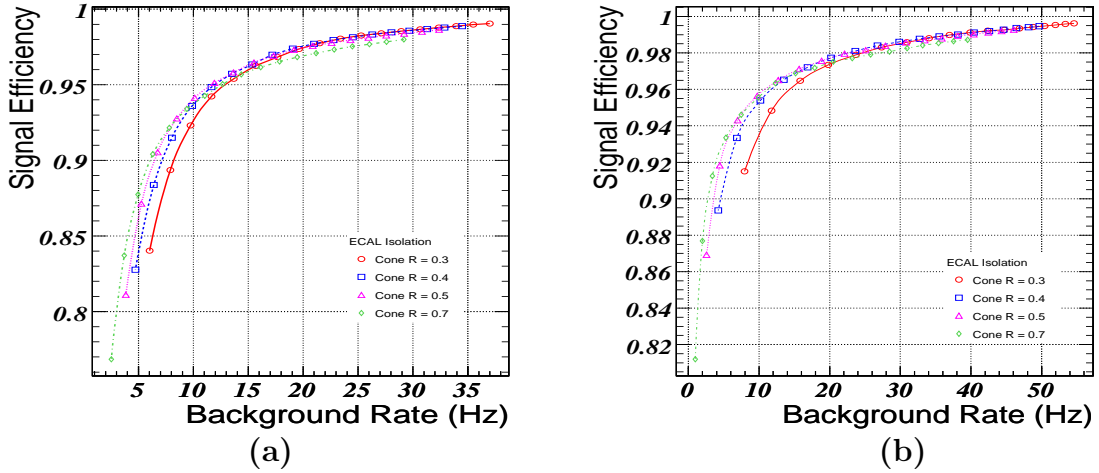


Figure 8: Performance of the variable E_{TECAL} for various cone sizes $R = 0.3, 0.4, 0.5$ and 0.7 for the barrel (a); and for endcaps (b).

variation in $E_{\text{TECAL}}^{\text{Thres}}$ from 17 GeV to 1 GeV. The stringent selection cut on ΣE_{TECAL} provides a good background rejection. A tighter E_{TECAL} cut in the endcaps as compared to the barrel region can further enhance background rejection.

Hadron Calorimeter Isolation

Usually the hadronic activity around the background photons tends to be much more than around the direct photons. Thus, the HCAL isolation can also be used for photon selection.

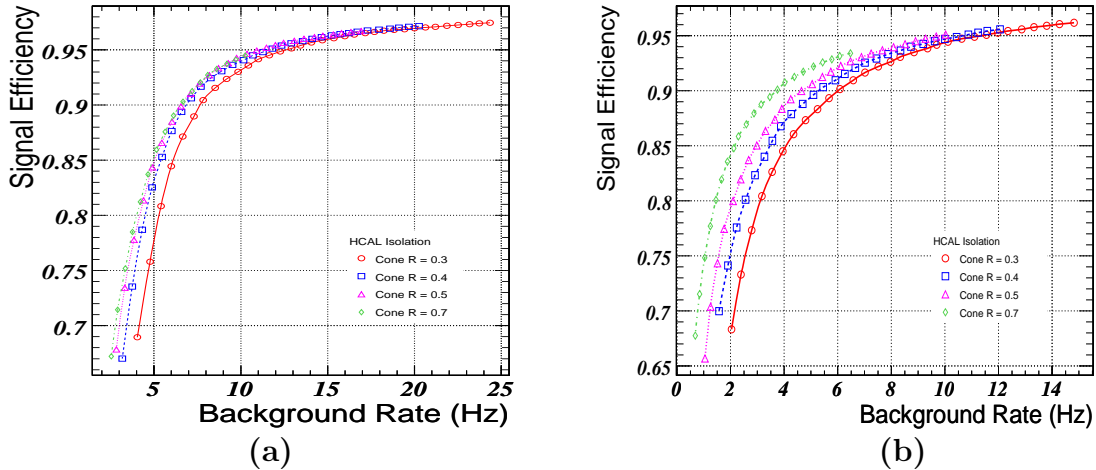


Figure 9: Performance of the variable E_{THCAL} for various cone sizes $R = 0.3, 0.4, 0.5$ and 0.7 for the barrel (a); and for endcaps (b).

For isolation in HCAL, the sum of transverse energies of all the particles depositing energy in a cone of size R around a photon candidate is calculated. If the sum of transverse energies of the hadronic particles, ΣE_{THCAL} is below a certain threshold value (E_{THCAL}^{Thres}), the photon candidate is considered isolated. Since the information from the charged mesons and hadrons is used for tracker isolation, HCAL isolation offers partially redundant information.

Fig. 9 (a) and (b) show the effect of variation in the E_{THCAL}^{Thres} on the signal efficiency and the background rate for different cone sizes for the barrel and the endcaps respectively. From right to left the E_{THCAL}^{Thres} is gradually decreased from a very large value in steps of 0.5 GeV to yield the curves. The HCAL isolation variable offers a better background rejection in the endcaps.

Combination of the Detectors

After studying the isolation parameters separately, the task is to combine their effects such that the S/B ratio is maximized while retaining a very high signal efficiency. This study has been done for the various detector combinations (for example: Tracker + HCAL, Tracker + ECAL, and Tracker + ECAL + HCAL) for different threshold parameters. We observe that a better reduction in the background rate without compromising the signal efficiency can be achieved by combining the isolation requirements from various detectors. Some combinations which are found to yield better signal to background ratio are shown in Table 2. Table 3 shows the signal efficiency, signal and background rates, and S/B values for respective selection cuts mentioned in Table 2. It should be noted that the selection cut A has been used in the results mentioned in CMS Physics TDR-I[30]. With selection cut C, the background rate is further reduced by $\sim 22\%$ with only 1% loss in the signal efficiency leading to a gain of $\sim 26\%$ in the S/B ratio. Fig. 10 shows the number of events/GeV for an integrated luminosity of 1 fb^{-1} calculated as

a function of photon P_T for the $\gamma + \text{jet}$ signal and its background for selection criteria C. The effect of the isolation requirement on the number of events/GeV can be observed by comparing fig. 5 and fig. 10.

Selection Cut	Cone Size R	Track P_T^{Thres} (GeV)	E_{TECAL}^{Thres} (GeV)	E_{THCAL}^{Thres} (in Barrel)(GeV)	E_{THCAL}^{Thres} (in Endcaps)(GeV)
A	0.3	1.5	1.5	6.0	4.0
B	0.3	1.0	1.5	6.0	5.0
C	0.4	1.5	2.0	7.0	5.0
D	0.4	1.5	2.0	6.5	5.0
E	0.5	1.5	2.5	8.0	6.0

Table 2: Selection Cuts corresponding to the different values of isolation parameters threshold.

Selection Cut	Signal Efficiency	Signal Rate (Hz)	Background Rate (Hz)	S/B Ratio
A	0.76	2.12	1.40	1.52
B	0.76	2.10	1.26	1.66
C	0.74	2.09	1.09	1.92
D	0.73	2.07	1.06	1.94
E	0.70	1.99	0.84	2.37

Table 3: Signal efficiency, signal and background rates for various selection cuts mentioned in Table 2 for low luminosity ($L = 2 \times 10^{33} \text{cm}^{-2} \text{s}^{-1}$) at $\sqrt{s}=14$ TeV.

Fig. 11 shows the the predictions for the differential cross-section of the $\gamma + \text{jet}$ events as a function of P_T^γ compared with theoretical LO and NLO calculations[36]. The error bars on the x-axis represents the bin width. The differential cross-section calculated from the simulated data is represented as LO (calculated after full simulation) in the above mentioned figure. To evaluate it, the cross-section from Pythia was generated with CTEQ5L parton distribution function and renormalization scale $\mu = P_T$. Various factors like geometrical acceptance, efficiency of the analysis cuts and luminosity have been taken into account. Theoretical LO and NLO calculations are provided by J. Owens[37]. The results are found to be in good agreement with the theoretical LO calculation. As expected the NLO QCD contribution is higher than the LO in the whole P_T range under analysis.

$\Delta\phi$ Cut

In $\gamma + \text{jets}$ events, the jets have been reconstructed using Iterative Cone type algorithm with cone size $R = 0.5$ [38]. Since the HCAL extends up to $|\eta| < 5.0$ the selection cuts used on the highest P_T jet are : $P_T^{jet} > 40$ GeV and $|\eta^{jet}| < 5.0$. Usually $\gamma + 1$ jet events are produced in a “back-to-back” fashion, but this topology is disturbed by initial-state and final-state radiation.

The events with the vector P_T^{jet} being “back-to-back” to the vector P_T^γ within $\Delta\phi$ can be defined by the equation;

$$\Phi(\gamma, jet) = 180^\circ \pm \Delta\phi$$

where $\Phi(\gamma, jet)$ is the angle between P_T^γ and P_T^{jet} vectors. To further optimize S/B ratio while retaining a very large signal efficiency, the effect of $\Delta\phi$ cut has been studied after applying all photon isolation requirements. Fig. 12 shows the signal efficiency as a function of $\Delta\phi$ cut. Fig. 13 shows the performance of $\Delta\phi$ as a function of signal efficiency vs. S/B ratio for all selection cuts noted in Table 2, when $\Delta\phi$ is varied in steps of 5° . It is found that the limit $\Delta\phi < 40^\circ$ can be used as an additional cut to improve the S/B ratio. Requiring $\Delta\phi < 40^\circ$ improves the S/B ratio by $\sim 15\%$ with a bare reduction of $1 - 2\%$ in signal efficiency.

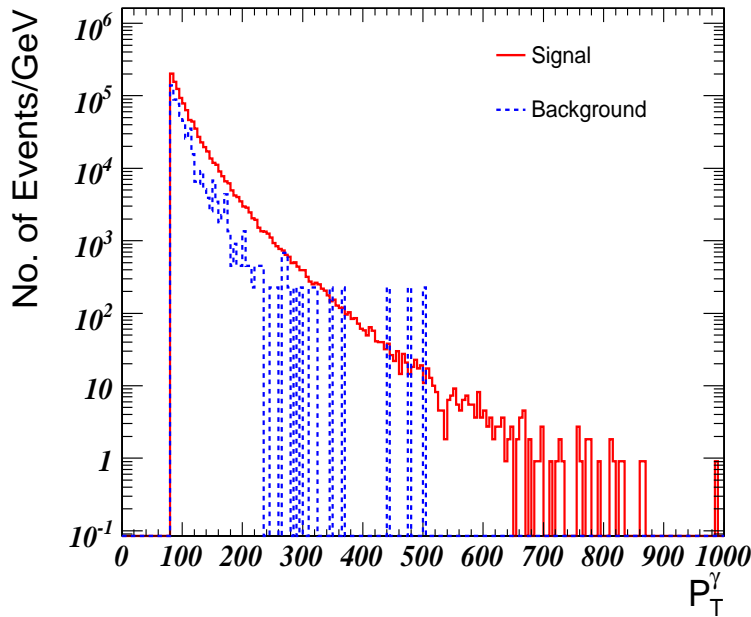


Figure 10: Number of Events/GeV for the $\gamma + jet$ signal and its background for an integrated luminosity $1 fb^{-1}$ after applying the selection cut C.

Statistical and Systematic uncertainties

The statistical uncertainty on the signal and the background rates are found to be $\sim 1\%$ and $\sim 5\%$ respectively. We have studied some of the potential sources of theoretical and experimental uncertainty. The uncertainty on the signal (background) rate arising from the choice of the pdf used in the event generation is found to be $\sim 3\%$ ($\sim 5\%$). The variation of the hard scale from default choice of Q^2 in Pythia to $Q^2 = \hat{s}$ (MSTP 32=4) results in $\sim 7\%$

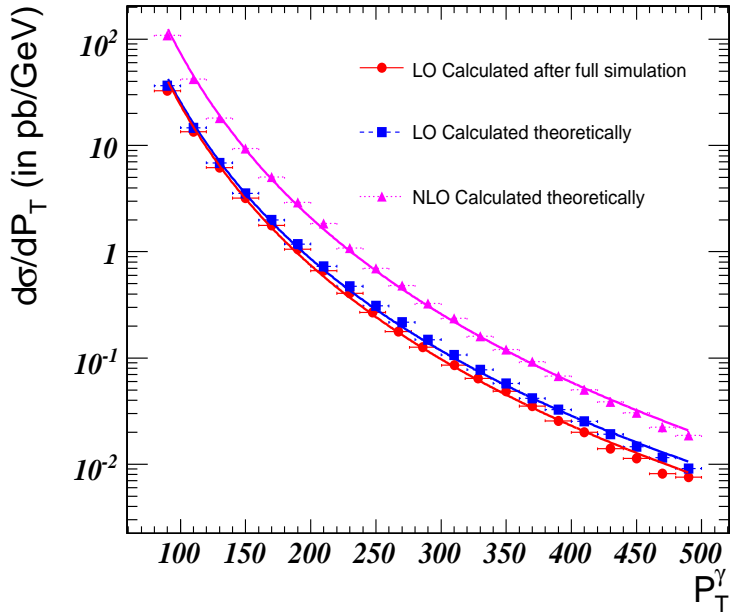


Figure 11: The LO (after full simulation) and theoretical LO and NLO calculations for the cross-section of $\gamma + \text{jet}$ events as a function of P_T^γ . The calculated points have been complemented by lines fitting the corresponding cross sections.

uncertainty on the signal rate and $\sim 27\%$ on the background rate. The estimated uncertainty due to photon trigger is $\sim 1\%$ [5, 39]. For $P_T^{\text{jet}} > 60$ GeV, the uncertainty due to jet energy scale is $\sim \pm 7\%$. Experimental measurement uncertainties such as photon energy scale and jet energy resolution effect the rates within $\sim 1\%$. The systematic uncertainty for the signal and the background rate arising from the preselection efficiency is less than 3%. These uncertainties when added in quadrature leads to $\sim 11\%$ uncertainty on the signal rate and $\sim 29\%$ on the background rate.

In the initial phase of the LHC operation, for an integrated luminosity of $1fb^{-1}$, the error on the measured luminosity at CMS is expected to be $\sim 10\%$ [40]. Studies from other collider experiments[11, 15, 41] have reported uncertainties due to photon purity, inefficiency in event vertex determination and conversion of photons in the detector. However, the understanding of such sources of systematic uncertainty in the context of this analysis would be better and clear after the availability of the LHC data.

Conclusions

In this analysis, we have explored the direct photon + jet production at the CMS in the region of photon transverse momentum (P_T^γ) from HLT P_T threshold of 80 GeV to a few hundred GeV. We have studied the tracker, the ECAL and the HCAL based isolation conditions for the direct

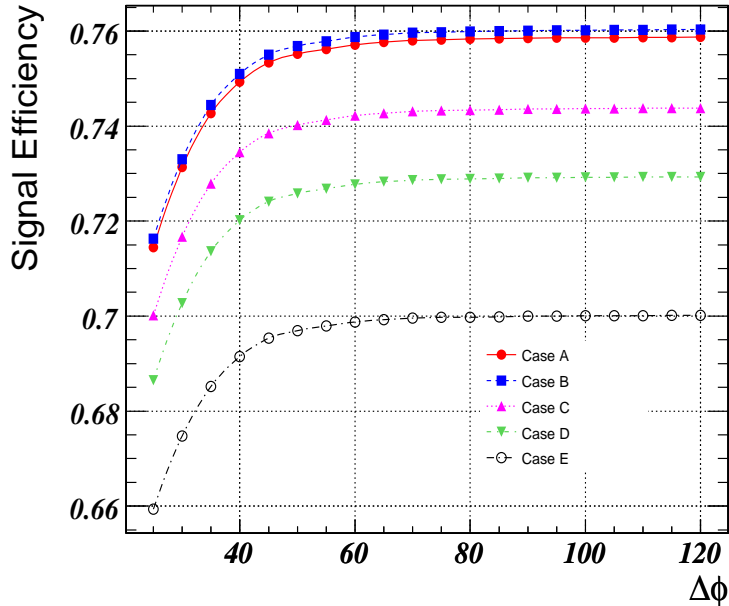


Figure 12: Signal efficiency as a function of $\Delta\phi$ variable for various selection cuts mentioned in Table 2.

photon physics. For low luminosity phase of the LHC operation, it is found that with optimized isolation conditions the background can be reduced by two orders of magnitude while the signal efficiency remains between 70% – 80%. Isolation requirement within a larger cone around a photon provides a clean and pure signal. It is found that for the entire P_T range in the analysis, carefully chosen values of the isolation threshold parameters can yield appreciable increase in the S/B ratio as compared to previous studies while retaining very high signal efficiency. We have found selection cut C (Table 2) to be optimum. We have matched our results from the Pythia based simulation with an independent theoretical calculation and they are in excellent agreement. The topology of the $\gamma + \text{jet}$ events is such that at high P_T most of the direct photon and jet events are “back to back” within certain $\Delta\phi$. The inclusion of a very wide $\Delta\phi$ cut at 40° in the analysis leads to a further increase of $\sim 15\%$ thus leading to an overall gain $\sim 42\%$ in S/B ratio. A better understanding of fake photon rejection will naturally lead to improved efficiency for detecting low mass Higgs decaying to photon pairs.

Acknowledgments

We are grateful to J. Owens for providing theoretical calculations. We thank M.Pieri for helping with the background samples. We also wish to express thanks to P. Demin, D. Futyan, A. Kumar, M. Mangano, C. Seez and R. Y. Zhu. The work has been supported by a grant from the Department of Science and Technology, Govt. of India. We gratefully acknowledge the

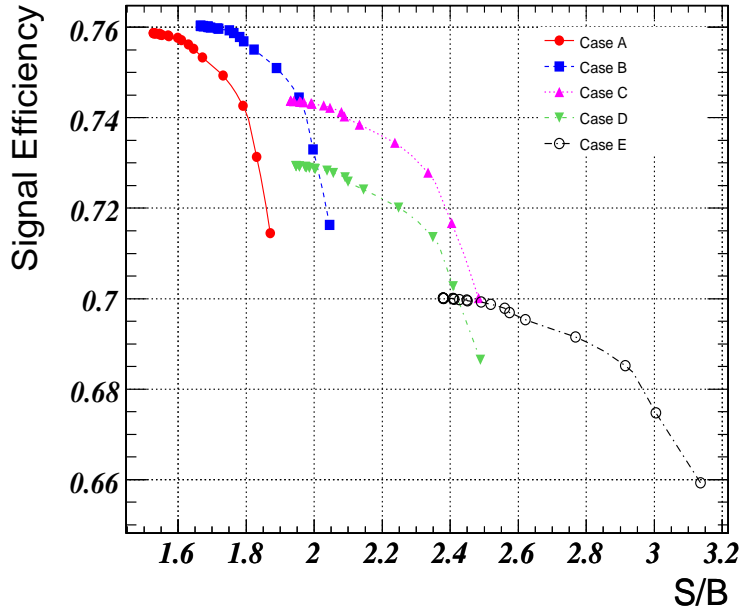


Figure 13: Signal efficiency as a function of S/B for various selection cuts mentioned in Table 2. Each curve represents variation in $\Delta\phi$ for a chosen set of cut value from Table 2.

facilities provided by the Center for Detector and Related Software Technology, University of Delhi. PG would like to express gratitude to the Council of Scientific and Industrial Research, Govt. of India, for financial assistance and to Prof. R.K. Shivpuri and Prof. Raghuvir Singh for support and encouragement.

References

- [1] P. Aurenche et al., “Prompt photon production at colliders”, *Phys. Rev. D* **42** (1990) 1440-1449.
- [2] E.C. Reid et al., “Direct Photon in CMS”, *CMS NOTE-2000/063*.
- [3] D.V. Bandourin, V.F. Konoplyanikov, “On the application of photon+jet events for setting the absolute jet energy scale and determining the gluon distribution at the LHC”, *hep-ex/0207028*.
- [4] D.V. Bandourin, N.B. Skachkov, “On the Possibilities of Measuring the Gluon Distribution Using photon/ Z^0 +jet Events at Tevatron Run II and LHC”, Contributed to Proc. of XI International Workshop on Deep Inelastic Scattering ”DIS 2003”, St. Petersburg, April 23–27, 2003 *hep-ex/0403024*.

- [5] M. Pieri et al., “Inclusive search for the Higgs Boson in the $H \rightarrow \gamma\gamma$ channel”, *CMS NOTE-2006/112*.
- [6] F. Abe et al., “Search for the Rare Decay $W^\pm \rightarrow \pi^\pm\gamma$ ”, *Phys. Rev. Lett.* **76** (1996) 2852.
- [7] N. Arkani-Hamed et al., “The Hierarchy Problem and the New Dimensions at a Millimeter”, *Phys.Lett. B* **429** (1998) 263-272.
- [8] J. Weng et al., “Search for ADD direct graviton emission in photon plus missing transverse energy final state at CMS”, *CMS NOTE-2006/129*.
- [9] CDF Collaboration, “Search for Heavy, Long-Lived Particles that Decay to Photons at CDF II”, *Phys. Rev. Lett.* **99** (2007) 1217801.
- [10] L. Apanasevich et al., “Evidence for Parton k_T Effects in High- P_T Particle Production”, *Phys. Rev. Lett.* **81** (1998) 2642-2645.
- [11] V.M. Abazov et al., “Measurement of the Isolated Photon Cross Section in p-pbar Collisions at $\sqrt{s}=1.96$ TeV”, *Phys. Lett. B* **639** (2006) 151-158.
- [12] B. Abbott et al., “Comparison of the isolated direct photon cross sections in p-pbar collisions at $\sqrt{s}=1.8$ TeV and $\sqrt{s}=0.63$ TeV”, *Phys. Rev. Lett.* **84** (2000) 2786-2791.
- [13] D. Ascota et al., “Isolated Photon Cross Section in p-pbar Collisions at $\sqrt{s}=1.8$ TeV”, *Phys. Rev. D* **65** (2002) 112003.
- [14] D. Ascota et al., “Ratio of Isolated Photon Cross Section in p-pbar Collisions at $\sqrt{s}=630$ and $\sqrt{s} = 1800$ GeV”, *Phys. Rev. Lett.* **87** (2001) 251807.
- [15] D. Ascota et al., “Direct Photon Cross-section with conversions at CDF”, *Phys.Rev. D* **70** (2004) 074008.
- [16] A. Kumar for the D0 Collaboration, “Measurement of triple differential photon plus jet cross-section by D0”, *arXiv:0710.0415v1[hep-ex]*.
- [17] T. Binoth et al., “A full next-to-leading order study of direct photon pair production in hadronic collisions”, *Eur. Phys. J. C* **16** (2000) 311.
- [18] S. Catani et al., “Cross section of isolated prompt photons in hadron-hadron collisions”, *JHEP* **0205** (2002) 028.
- [19] J. Pumplin et al., “New generation of parton distributions with uncertainties from global QCD analysis”, *JHEP* **0207** (2002) 012.
- [20] D. Stump et al., “Inclusive jet production, parton distribution and search for new physics”, *JHEP* **0310** (2003) 046.

- [21] A. Kumar et al., “Study of parton k_T smearing effects in direct photon production at the Fermilab Tevatron”, *Phys. Rev. D* **68** (2003) 014017.
- [22] L. Apanasevich et al., “ k_T effects in direct photon production”, *Phys. Rev. D* **59** (1999) 074007.
- [23] L. Agostino, M. Pieri, “High Level Trigger Selection of Electrons and Photons”, *CMS NOTE-2006/078*.
- [24] CMKIN, “CMS Interface for Event Generator”, <http://cmsdoc.cern.ch/cms00/projects/CMKIN>.
- [25] OSCAR, “Object-oriented Simulation for CMS Analysis and Reconstruction”, <http://cmsdoc.cern.ch/OSCAR>.
- [26] ORCA, “Object-oriented Reconstruction for CMS Analysis”, <http://cmsdoc.cern.ch/orca>.
- [27] J.P. Ralston, “Pocket Partonometer”, *Phys. Lett. B* **172** (1986) 430-434.
- [28] CMS Collaboration “CMS Tracker Technical Design Report”, *CERN/LHCC 98-6*.
- [29] CMS Collaboration “Addendum to the CMS Tracker TDR”, *CERN/LHCC 2000-016*.
- [30] CMS Collaboration, “CMS Physics Technical Design Report Volume I”, *CERN/LHCC 2006-001*.
- [31] CMS Collaboration “CMS ECAL Technical Design Report”, *CERN/LHCC 97-33*.
- [32] CMS Collaboration “CMS HCAL Technical Design Report”, *CERN/LHCC 97-31*.
- [33] CMS Collaboration “CMS Muon Technical Design Report”, *CERN/LHCC 97-32*.
- [34] E. Meschi et al., “Electron Reconstruction at CMS Electromagnetic Calorimeter”, *CMS NOTE-2001/034*.
- [35] T. Sjostrand and P. Z. Skands, “Transverse-Momentum-Ordered Showers and Interleaved Multiple Interactions”, *Eur.Phys.J. C* **39** (2005) 129-154.
- [36] H. Baer et al., “Next-to-leading-logarithm calculation of direct photon production”, *Phys. Rev. D* **42** (1990) 61.
- [37] Jeff Owens *Private Communications*.
- [38] CMS Collaboration, “The Tridas Project Design Report, Volume II: Data Acquisition and High-Level Trigger”, *CERN/LHCC 2002-26*.
- [39] S. Baffioni et al., “Discovery potential for the SM Higgs boson in the $H \rightarrow ZZ \rightarrow e^+e^-e^+e^-$ decay channel”, *CMS NOTE-2005/115*.

- [40] CMS Collaboration, “CMS Physics Technical Design Report Volume II”, *Jour. of Phys G* **34** (2007) 995-1580.
- [41] H1 Collaboration, “Measurement of Prompt Photon Cross-sections in Photoproduction at HERA”, *Eur.Phys.J. C* **38** (2005) 437-445.