

A Game-Theoretic Approach to Energy-Efficient Modulation in CDMA Networks with Delay QoS Constraints

Farhad Meshkati, *Member, IEEE*, Andrea J. Goldsmith, *Fellow, IEEE*, H. Vincent Poor, *Fellow, IEEE*, and Stuart C. Schwartz, *Life Fellow, IEEE*

Abstract—A game-theoretic framework is used to study the effect of constellation size on the energy efficiency of wireless networks for M-QAM modulation. A non-cooperative game is proposed in which each user seeks to choose its transmit power (and possibly transmit symbol rate) as well as the constellation size in order to maximize its own utility while satisfying its delay quality-of-service (QoS) constraint. The utility function used here measures the number of reliable bits transmitted per joule of energy consumed, and is particularly suitable for energy-constrained networks. The best-response strategies and Nash equilibrium solution for the proposed game are derived. It is shown that in order to maximize its utility (in bits per joule), a user must choose the lowest constellation size that can accommodate the user's delay constraint. This strategy is different from one that would maximize spectral efficiency. Using this framework, the tradeoffs among energy efficiency, delay, throughput and constellation size are also studied and quantified. In addition, the effect of trellis-coded modulation on energy efficiency is discussed.

Index Terms—Energy efficiency, M-QAM modulation, trellis-coded modulation, game theory, utility function, Nash equilibrium, delay, quality-of-service (QoS), cross-layer design.

I. INTRODUCTION

Wireless networks are expected to support a variety of applications with diverse quality-of-service (QoS) requirements. Because of the scarcity of network resources (i.e., energy and bandwidth), radio resource management is crucial to the performance of wireless networks. The goal is to use the network resources as efficiently as possible while providing the required QoS to the users. Adaptive modulation has been shown to be an effective method for improving the spectral efficiency in wireless networks (see for example [1]–[4]). However, the focus of many of the studies to date has been on maximizing the throughput of the network, and the impact of the modulation order on energy efficiency has not been

studied to the same extent. Recently, the authors of [5] have studied modulation optimization for an energy-constrained time-division-multiple-access (TDMA) network. For such a network, they have used a convex-optimization approach to obtain the best modulation strategy that minimizes the total energy consumption under throughput and delay constraints.

Game-theoretic approaches to power control have recently attracted considerable attention (see, for example, [6]–[16]). In [6], the authors provide motivations for using game theory to study communication systems, and in particular power control. In [7], power control is modeled as a non-cooperative game in which users choose their transmit powers in order to maximize their utilities, where utility is defined as the ratio of throughput to transmit power. A game-theoretic approach to joint power control and receiver design is presented in [13], and power control for multicarrier systems is studied in [14]. The authors in [8] use pricing to obtain a more efficient solution for the power control game. Similar approaches are taken in [9]–[12] for different utility functions. Game-theoretic approaches to power control in delay-constrained networks are proposed in [15], [16].

In this work, we use a game-theoretic approach to study the effects of modulation on energy efficiency of code-division-multiple-access (CDMA) networks in a *competitive* multiuser setting. Focusing on M-QAM modulation, we propose a *non-cooperative* game in which each user chooses its strategy, which includes the choice of the transmit power, transmit symbol rate and constellation size, in order to maximize its own utility while satisfying its QoS constraints. The utility function used here measures the number of reliable bits transmitted per joule of energy consumed, and is particularly suitable for energy-constrained networks. We derive the best-response strategies and Nash equilibrium solution for the proposed game. In addition, using our non-cooperative game-theoretic framework, we quantify the tradeoffs among energy efficiency, delay, throughput and modulation order. The effect of coding on energy efficiency is also studied and quantified using the proposed game-theoretic approach. In addition, our framework allows us to illustrate the tradeoff between energy efficiency and spectral efficiency.

The remainder of this paper is organized as follows. The system model and definition of the utility function are given in Section II. We then present a power control game with no delay constraints in Section III and derive the corresponding

This research was supported by the National Science Foundation under Grant ANI-03-38807, the US Army under MURI award W911NF-05-1-0246, and the ONR under award N00014-05-1-0168. Parts of this work have been presented at the IEEE Radio and Wireless Symposium (RWS), Long Beach, CA, in January 2007.

F. Meshkati was with the Department of Electrical Engineering, Princeton University. He is currently with Qualcomm Inc., 5775 Morehouse Dr., San Diego, CA 92121 USA (e-mail: meshkati@qualcomm.com).

A. J. Goldsmith is with the Department of Electrical Engineering, Stanford University, Stanford, CA 94305 USA (e-mail: andrea@ee.stanford.edu).

H. V. Poor and S. C. Schwartz are with the Department of Electrical Engineering, Princeton University, Princeton, NJ 08544 USA (e-mail: {poor, stuart}@princeton.edu).

Nash equilibrium solution. A delay-constrained power control game is proposed in Section IV and the corresponding best-response strategies and Nash equilibrium solution are derived. The analysis is extended to coded systems in Section V. Numerical results and conclusions are given in Sections VI and VII, respectively.

II. SYSTEM MODEL

We consider a direct-sequence CDMA (DS-CDMA) wireless network in which the users' terminals are transmitting to a common concentration point (e.g., a cellular base station or an access point). The system bandwidth is assumed to be B Hz. Let $R_{s,k}$ and p_k be the symbol rate and the transmit power for user k , respectively. In this work, we focus on M-QAM modulation. Hence, each symbol is assumed to be complex to represent the in-phase and quadrature components. For the M-QAM modulation, the number of bits transmitted per symbol is given by

$$b = \log_2 M.$$

Since there is a one-to-one mapping between M and b , we sometimes refer to b as the constellation size. We focus on *square* M-QAM modulation, i.e., $M \in \{4, 16, 64, \dots\}$ or equivalently $b \in \{2, 4, 6, \dots\}$, since there are exact expressions for the symbol error probability of square M-QAM modulation (see [17]). We can easily generalize our analysis to include odd values of b by using an approximate expression for the symbol error probability.

We define the utility function of a user as the ratio of its throughput to its transmit power, i.e.,

$$u_k = \frac{T_k}{p_k}. \quad (1)$$

This utility function is similar to the one used in [7] and [8]. Throughput in (1) is defined as the net number of information bits that are transmitted without error per unit time (it is sometimes referred to as *goodput*), and is expressed as

$$T_k = R_k f(\gamma_k) \quad (2)$$

where $R_k = b_k R_{s,k}$ is the transmission rate, γ_k is the output signal-to-interference-plus-noise ratio (SIR) for user k , and $f(\gamma_k)$ is the "efficiency function" which represents the packet success rate (PSR) for the k th user. We require that $f(0) = 0$ to ensure that $u_k = 0$ when $p_k = 0$. In general, the efficiency function depends on the modulation, coding and packet size. We assume an automatic-repeat-request (ARQ) mechanism in which the user keeps retransmitting a packet until the packet is received at the access point without any errors. Based on (1) and (2), the utility function for user k can be written as

$$u_k = R_k \frac{f(\gamma_k)}{p_k}. \quad (3)$$

This utility function, which has units of *bits/joule*, measures the number of reliable bits that are transmitted per joule of energy consumed, and is particularly suitable for energy-constrained networks.

Let us for now focus on a specific user and drop the subscript k . Assuming a packet size of L bits, the packet success rate for square M-QAM modulation is given by

$$P_{\text{success}}(b, \gamma) = \left(1 - \alpha_b Q(\sqrt{\beta_b \gamma})\right)^{\frac{2L}{b}} \quad (4)$$

where

$$\alpha_b = 2 \left(1 - 2^{-b/2}\right), \quad (5)$$

and

$$\beta_b = \frac{3}{2^b - 1}. \quad (6)$$

Here, γ represents the symbol SIR and $Q(\cdot)$ is the complementary cumulative distribution function of the standard Gaussian random variable. Note that at $\gamma = 0$, we have $P_{\text{success}} = 2^{-L} \neq 0$. Since we require the efficiency function to be zero at zero transmit power, we define

$$f_b(\gamma) = \left(1 - \alpha_b Q(\sqrt{\beta_b \gamma})\right)^{\frac{2L}{b}} - 2^{-L}. \quad (7)$$

Note that $2^{-L} \simeq 0$ when L is large (e.g., $L = 100$).

A non-cooperative power control game, in general, can be expressed as $G = [\mathcal{K}, \{\mathcal{A}_k\}, \{u_k\}]$ where $\mathcal{K} = \{1, \dots, K\}$ is the set of users/players, \mathcal{A}_k is the strategy set for the k th user, and u_k is the utility function given by (3). Each user decides what strategy to choose from its strategy set in order to maximize its own utility. Hence, the best-response (i.e. utility-maximizing) strategy of user k is given by the solution of

$$\max_{a_k \in \mathcal{A}_k} u_k \equiv \max_{a_k \in \mathcal{A}_k} R_k \frac{f(\gamma_k)}{p_k}. \quad (8)$$

For this game, a *Nash equilibrium* is a set of strategies (a_1^*, \dots, a_K^*) such that no user can unilaterally improve its own utility [18], that is,

$$u_k(a_k^*, a_{-k}^*) \geq u_k(a_k, a_{-k}^*), \text{ for all } a_k \in \mathcal{A}_k \text{ and } k = 1, \dots, K. \quad (9)$$

In this work, we propose non-cooperative games in which the actions open to each user are the choice of transmit power, and possibly transmit symbol rate, as well as the choice of *constellation size*.

III. POWER CONTROL GAME WITH M-QAM MODULATION

Consider a DS-CDMA network with K users and express the transmission rate of user k as

$$R_k = b_k R_{s,k} \quad (10)$$

where b_k is the number of information bits per symbol and $R_{s,k}$ is the symbol rate. Let us for now assume that users have no delay constraints. We propose a power control game in which each user seeks to choose its constellation size and transmit power in order to maximize its own utility, i.e.,

$$\max_{b_k, p_k} R_k \frac{f_{b_k}(\gamma_k)}{p_k} \text{ for } k = 1, \dots, K, \quad (11)$$

where $b_k \in \{2, 4, 6, \dots\}$ and $p_k \in [0, P_{max}]$ with P_{max} being the maximum allowed transmit power. Throughout this work, we assume P_{max} is large.

For all linear receivers, the output SIR for user k can be written as

$$\gamma_k = (B/R_{s,k})p_k \hat{h}_k \quad (12)$$

where B is the system bandwidth and \hat{h}_k is the effective channel gain which depends on the channel gain of user k and on the channel gains and transmit powers of other users in the network but is independent of the transmit power and rate of user k . For example, for a matched-filter receiver, \hat{h}_k is given by

$$\hat{h}_k = \frac{h_k}{\sigma^2 + \sum_{j \neq k} p_j h_j},$$

where h_k is the channel gain for user k , and σ^2 is the noise power. Therefore, the utility function in (3) can be written as

$$u_k = B \hat{h}_k b_k \frac{f_{b_k}(\gamma_k)}{\gamma_k}. \quad (13)$$

Based on (13), and by dropping the subscript k for convenience, the maximization in (11) can be written as

$$\max_{b, \gamma} B \hat{h} b \frac{f_b(\gamma)}{\gamma}. \quad (14)$$

Since for a given user, B and \hat{h} are fixed, maximizing the user's utility is equivalent to maximizing $b f_b(\gamma)/\gamma$ for that user. It is important to observe that, for a given b , specifying the operating SIR completely specifies the utility function. Let us for now fix the symbol rate R_s and the constellation size. Taking the derivative of (14) with respect to γ and equating it to zero, we conclude that the utility of a user is maximized when its output SIR, γ , is equal to γ_b^* , which is the (positive) solution of

$$f_b(\gamma) = \gamma f_b'(\gamma). \quad (15)$$

It is shown in [19] that for an S-shaped¹ (sigmoidal) efficiency function, $f(\gamma_k) = \gamma_k f'(\gamma_k)$ has a unique solution. It can easily be verified that $f_b(\gamma)$ given by (7) is S-shaped. Note that γ_b^* is (uniquely) determined by physical-layer parameters such as packet size, modulation, and coding.

Assuming that γ_b^* is feasible, the maximum utility is hence given by

$$u_b^* = B \hat{h} b \frac{f_b(\gamma_b^*)}{\gamma_b^*}. \quad (16)$$

Based on (7), it can be shown that γ_b^* is (approximately) given by the solution of

$$\frac{\alpha_b L}{b} \sqrt{\frac{\beta_b \gamma}{2\pi}} e^{-\frac{\beta_b \gamma}{2}} + \alpha_b Q(\sqrt{\beta_b \gamma}) = 1.$$

We can compute γ_b^* numerically for different values of b . Table I summarizes the results for a system with $L = 100$ bits (i.e., 100 bits per packet). It is observed from Table I that the user's utility is maximized when $b = 2$ (i.e., QPSK modulation). This is because, as b increases, the linear increase in the throughput is dominated by the exponential increase in the required transmit power (which results from the exponential increase in γ_b^*). Therefore, it is best for a user to use QPSK modulation.² Figs. 1 and 2 show the efficiency function and

¹An increasing function is S-shaped if there is a point above which the function is concave, and below which the function is convex.

²BPSK and QPSK are equivalent in terms of energy efficiency, but QPSK has a higher spectral efficiency.

TABLE I
SUMMARY OF THE PARAMETERS CORRESPONDING TO THE
UTILITY-MAXIMIZING SOLUTIONS FOR DIFFERENT MODULATION ORDERS
FOR AN UNCODED SYSTEM WITH 100 BITS PER PACKET

b	α_b	β_b	γ_b^* (dB)	$f_b(\gamma_b^*)$	b/γ_b^* (dB)	$b f_b(\gamma_b^*)/\gamma_b^*$
2	1	1	9.1	0.801	-6.1	0.1978
4	1.5	0.2	15.7	0.785	-9.7	0.0846
6	1.75	0.0476	21.6	0.771	-13.8	0.0322
8	1.875	0.0118	27.3	0.757	-18.3	0.0112
10	1.9375	0.0029	33.0	0.743	-23.0	0.0037

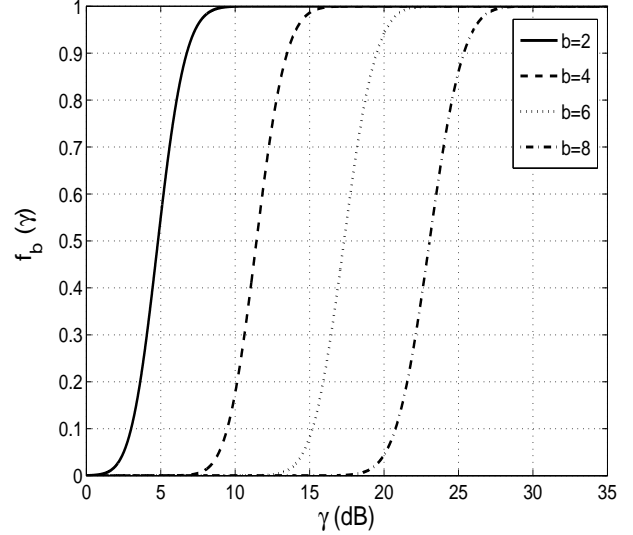


Fig. 1. Efficiency function (packet success rate) as a function of SIR for different constellation sizes.

the normalized user utility (i.e., $\frac{u_b}{B \hat{h}}$) as a function of the SIR for different choices of b .

It can be shown that if γ_b^* is not feasible, the user's utility is maximized when the transmit power is equal to P_{max} (see [8] and [13]). Now, if we assume that P_{max} is large, then for a matched filter receiver, in order for users $1, \dots, K$ to achieve output SIRs equal to $\gamma_1, \dots, \gamma_K$, respectively, the transmit powers must be equal to

$$p_k = \frac{\sigma^2}{h_k} \left(\frac{\Phi_k}{1 - \sum_{j=1}^K \Phi_j} \right), \quad (17)$$

where

$$\Phi_k = \left(1 + \frac{B}{R_{s,k} \gamma_k} \right)^{-1}, \quad (18)$$

for $k = 0, \dots, K$. Therefore, $\gamma_1, \dots, \gamma_K$ are feasible if and only if

$$\sum_{k=1}^K \left(1 + \frac{B}{R_{s,k} \gamma_k} \right)^{-1} < 1.$$

So far, we have shown that at Nash equilibrium (if it exists), QPSK modulation must be used by each user (otherwise a user can always improve its utility by switching to QPSK and reducing its transmit power), and each user's transmit power is chosen to achieve the γ^* corresponding to the QPSK

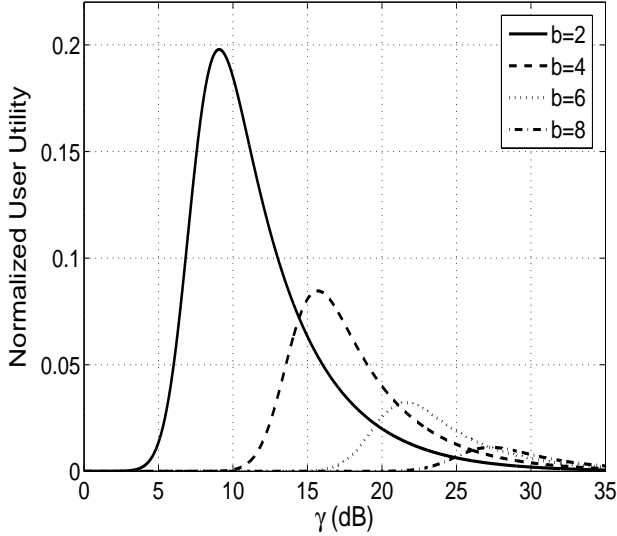


Fig. 2. Normalized user utility as a function of SIR for different constellation sizes.

modulation at the output of the receiver (i.e., 9.1dB according to Table I). The existence of the Nash equilibrium for the proposed game can be shown via the quasiconcavity of each user's utility function in its own power [18]. Furthermore, because of the uniqueness of γ^* and the one-to-one correspondence between the transmit power and the output SIR (see (17)), this equilibrium is unique.³

In addition, we observe that the energy-efficient strategy is not spectrally-efficient. Incorporating the choice of the modulation order into our utility maximization allows us to trade off *energy efficiency* with *spectral efficiency*. For the same bandwidth and symbol rate, as a user switches to a higher-order modulation, the spectral efficiency for the user improves but its energy efficiency degrades.

IV. DELAY-CONSTRAINED POWER AND RATE CONTROL GAME WITH M-QAM MODULATION

In Section III, we showed that for our utility function, it is best for a user to use the lowest-order modulation. We now extend the analysis to the case in which the users have delay QoS requirements. Our goal in this part is to study the effects of constellation size on energy efficiency and delay. We consider a game in which each user seeks to choose its transmit power, symbol rate and constellation size to maximize its own utility while satisfying its delay QoS constraint. The delay QoS constraint considered here is in terms of the average delay and includes both *transmission* and *queuing* delays. More discussion on the delay performance can be found in [16]. It should be noted that an average-delay constraint may not be sufficient for applications with hard delay requirements (see [20]).

³Please note that throughout this paper, SIR refers to the output signal-to-interference-plus-noise ratio. Based on (17) and (18), specifying the SIRs of the users uniquely determines their transmit powers and vice versa.

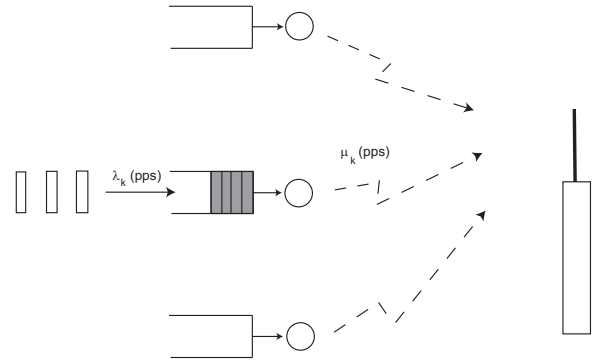


Fig. 3. System model based on an M/G/1 queue.

A. Delay Model

Let us assume that the incoming packets for user k have a Poisson distribution with parameter λ_k which represents the average packet arrival rate with each packet consisting of L bits. The source rate (in bits per second) is hence given by $L\lambda_k$. The user transmits the arriving packets at a rate $R_k = b_k R_{s,k}$ (bps) and with a transmit power equal to p_k Watts. We assume an ARQ mechanism for packet transmission. Also, the incoming packets are assumed to be stored in a queue and transmitted in a first-in-first-out (FIFO) fashion. The packet success probability (per transmission) as before is represented by the efficiency function $f_b(\gamma)$.

Focusing on a specific user and dropping the subscript k , we can represent the combination of the user's queue and wireless link as an M/G/1 queue (as shown in Fig. 3) where the service time, S , has the following probability mass function (PMF):

$$\Pr\{S = m\tau\} = f_b(\gamma) (1 - f_b(\gamma))^{m-1} \text{ for } m = 1, 2, \dots \quad (19)$$

with τ being the packet transmission time which is given by

$$\tau = \frac{L}{bR_s} + \epsilon \simeq \frac{L}{bR_s}. \quad (20)$$

Here, ϵ represents the time taken for the user to receive an ACK/NACK from the access point. We assume ϵ is negligible compared to $\frac{L}{bR_s}$. Based on (19), the service rate, μ , is given by

$$\mu = \frac{1}{\mathbb{E}\{S\}} = \frac{f_b(\gamma)}{\tau} = R_s \frac{b f_b(\gamma)}{L}, \quad (21)$$

and the load factor $\rho = \frac{\lambda}{\mu} = \frac{\lambda\tau}{f_b(\gamma)}$. Therefore, the average service rate is affected by the constellation size through a linear factor b as well as the efficiency function $f_b(\gamma)$. To keep the queue stable, we must have $\rho < 1$ or $f_b(\gamma) > \lambda\tau$.

Now, let W be a random variable representing the total packet delay for the user. The delay includes both transmission and queuing delays. Using the Pollaczek-Khintchine formula for the M/G/1 queue considered here, the average packet delay is given by (see [21])

$$\bar{W} = \tau \left(\frac{1 - \frac{\lambda\tau}{2}}{f_b(\gamma) - \lambda\tau} \right) \text{ with } f_b(\gamma) > \lambda\tau. \quad (22)$$

We specify the delay QoS constraint of a user by an upper bound on the average packet delay, i.e., we require

$$\bar{W} \leq D. \quad (23)$$

This delay constraint can equivalently be expressed as

$$f_b(\gamma) \geq \eta_b \quad (24)$$

where

$$\eta_b = \frac{L\lambda}{bR_s} + \frac{L}{bR_s D} - \frac{L^2\lambda}{2b^2R_s^2D}. \quad (25)$$

Note that (24) is equivalent to the condition

$$\gamma \geq \hat{\gamma}_b$$

where

$$\hat{\gamma}_b = f_b^{-1}(\eta_b). \quad (26)$$

Based on (7), $\hat{\gamma}_b$ is given by

$$\hat{\gamma}_b \simeq \frac{1}{\beta_b} \left[Q^{-1} \left(\frac{1 - \eta^{b/2L}}{\alpha_b} \right) \right]^2. \quad (27)$$

This means that the delay constraint in (23) translates into a lower bound on the output SIR. It should be noted that since the upper bound on the average delay must be at least as large as the transmission time, i.e., $D \geq \tau$, we must have that $bR_s \geq L/D$. This automatically implies that $\eta_b > 0$. Also, since $0 \leq f_b(\gamma) \leq 1$, (24) is possible only if $\eta_b < 1$.⁴

B. The Proposed Game

We propose a game in which each user chooses its transmit power and symbol rate as well as its constellation size in order to maximize its own utility while satisfying its delay requirement. Fixing the other users' transmit powers and rates, the best-response strategy for the user of interest is given by the solution of the following constrained maximization:

$$\max_{p, R_s, b} u \quad \text{s.t.} \quad \bar{W} \leq D, \quad (28)$$

or equivalently

$$\max_{\gamma, R_s, b} b \frac{f_b(\gamma)}{\gamma} \quad \text{s.t.} \quad \gamma \geq \hat{\gamma}_b \quad \text{and} \quad 0 \leq \eta_b < 1. \quad (29)$$

Proposition 1: For a fixed b , the source rate λ and the delay constraint D are feasible if and only if

$$\frac{L\lambda}{bB} + \frac{L}{bBD} - \frac{L^2\lambda}{2b^2B^2D} < 1, \quad (30)$$

where B is the system bandwidth.

Proof: For λ and D to be feasible, we must have $\eta_b < 1$ where η_b is given by (25). Also, since η_b is a decreasing function of R_s , the lowest possible value of η_b is achieved when $R_s = B$. Hence, it is straightforward to see that the source rate λ and the delay constraint D are feasible if and only if (30) is satisfied. ■

Remember that D cannot be smaller than τ . Hence, it can be shown that the condition $0 \leq \eta_b < 1$ is equivalent to $R_s > \Omega^\infty/b$ where

$$\Omega^\infty = \left(\frac{L}{D} \right) \frac{1 + D\lambda + \sqrt{1 + D^2\lambda^2}}{2}.$$

⁴Note that $f(\gamma) = 1$ requires an infinite SIR which is not practical.

Also, let us define Ω_b^* as the rate for which $\hat{\gamma}_b = \gamma_b^*$, i.e.,

$$\Omega_b^* = \left(\frac{L}{D} \right) \frac{1 + D\lambda + \sqrt{1 + D^2\lambda^2 + 2(1 - f_b^*)D\lambda}}{2f_b^*} \quad (31)$$

where $f_b^* = f_b(\gamma_b^*)$.

Proposition 2: For given values of λ and D , the best-response strategy for a user (i.e., the solution of (28)) is any combination of p and R_s such that

$$\min \left\{ \Omega_b^*/\tilde{b}, B \right\} \leq R_s \leq B \quad (32)$$

and

$$\gamma = \begin{cases} \gamma_b^*, & \text{if } \Omega_b^*/\tilde{b} \leq B; \\ \hat{\gamma}_b, & \text{if } \Omega_b^*/\tilde{b} > B, \end{cases} \quad (33)$$

where \tilde{b} is the lowest constellation size for which λ and D are feasible, γ_b^* is the solution of (15), and $\hat{\gamma}_b$ is given by (26).

Proof of Proposition 2 requires the following lemma.

Lemma 1: If $\eta_b > 2^{-L}$, then $\hat{\gamma}_b$ is an increasing function of b and the increase is exponential.

Proof: Let us define $x_b \equiv \frac{1 - \eta^{b/2L}}{\alpha_b}$. Given (5), we can express x_b as

$$x_b = \frac{1}{2} \left[\frac{1 - \left(\eta_b^{1/2L} \right)^b}{1 - (1/\sqrt{2})^b} \right]. \quad (34)$$

Define $\hat{\eta}_b \equiv \eta_b^{1/2L}$. If $\eta_b > 2^{-L}$, then $\hat{\eta}_b > 1/\sqrt{2}$. Now, if $b' > b''$, then, it is easy to show that

$$\frac{1 - (\hat{\eta}_{b''})^{b'}}{1 - (1/\sqrt{2})^{b'}} > \frac{1 - (\hat{\eta}_{b''})^{b''}}{1 - (1/\sqrt{2})^{b''}}.$$

Also, since $\eta_{b'} < \eta_{b''}$, we have

$$\frac{1 - (\hat{\eta}_{b'})^{b'}}{1 - (1/\sqrt{2})^{b'}} > \frac{1 - (\hat{\eta}_{b''})^{b'}}{1 - (1/\sqrt{2})^{b'}}.$$

As a result,

$$\frac{1 - (\hat{\eta}_{b'})^{b'}}{1 - (1/\sqrt{2})^{b'}} > \frac{1 - (\hat{\eta}_{b''})^{b''}}{1 - (1/\sqrt{2})^{b''}},$$

which implies that x_b is an increasing function of b . According to (27), we have

$$\hat{\gamma}_b = (1/\beta_b) [Q^{-1}(x_b)]^2.$$

Since x_b is an increasing function of b , and β_b is a decreasing function of b , $\hat{\gamma}_b$ is an increasing function of b . Furthermore, since $[Q^{-1}(x_b)]^2$ is increasing in b and $1/\beta_b = (2^b - 1)/3$ is exponentially increasing in b , $\hat{\gamma}_b$ is also exponentially increasing in b . ■

The $\eta_b > 2^{-L}$ assumption is consistent with good design practice. In particular, since η_b represents the packet success probability, $\eta_b \leq 2^{-L}$ would correspond to a very poorly-designed system. In fact, in such a case, there would not be any need to transmit the packets since random guessing at the receiver would give a PSR of 2^{-L} . We now give the proof for Proposition 2.

Proof: [Proof of Proposition 2] We showed in Section III that for the unconstrained optimization problem and for a fixed

b , the utility is maximized when the user's SIR is equal to γ_b^* which is the solution of $f_b(\gamma) = \gamma f_b'(\gamma)$. It is straightforward to show that $\hat{\gamma}_b$ is a decreasing function of R_s for all $R_s \geq \Omega^\infty/b$. Therefore, for all $\Omega^\infty/b \leq R_s < \Omega_b^*/b$, $\hat{\gamma}_b > \gamma_b^*$. This means that based on (13), a user has no incentive to transmit at a symbol rate smaller than Ω_b^*/b . Hence, for a fixed constellation size, any combination of p and $R_s \geq \Omega_b^*/b$ that results in an output SIR equal to γ_b^* maximizes the utility and satisfies the delay constraint. If $\Omega_b^*/b > B$, then $\hat{\gamma}_b$ cannot be made equal to γ_b^* . In this case, the user must transmit at the maximum symbol rate (i.e., $R_s = B$) and choose its transmit power such that $\gamma = \hat{\gamma}_b > \gamma_b^*$ in order to meet its delay constraint.

Now let us include the effect of constellation size. Let $b' > b''$ and consider the following cases.

- If $\Omega_{b''}^*/b'' \leq B$, then we will have $\Omega_{b'}^*/b' \leq B$. This means both $\gamma_{b''}^*$ and $\gamma_{b'}^*$ are feasible. However, the user's utility will drop if the user moves to a higher-order modulation. This is because the linear gain in utility due to an increase in b is dominated by the exponential increase in the optimum operating SIR as shown in Section III. Therefore, in this case, the user would choose the smallest b .
- If $\Omega_{b''}^*/b'' > B$ but λ and D are feasible with b'' (see Proposition 1), then the user's utility is maximized when the symbol rate is equal to B and the SIR is equal to $\hat{\gamma}_{b''}$. On the other hand, the user can switch to $b' > b''$. In that case, $\hat{\gamma}_{b'}$ is smallest when the symbol rate is equal to B . However, based on Lemma 1, with $R_s = B$ and $b' > b''$, we have $\hat{\gamma}_{b'} > \hat{\gamma}_{b''}$. Furthermore, the increase in $\hat{\gamma}_b$ is exponential. Since the exponential increase in the SIR would dominate the linear increase in the rate caused by an increase in b , it is best for the user to use b'' (i.e., the smaller constellation size).
- If $\Omega_{b''}^*/b'' > B$ and λ and D are not feasible, the user must switch to a higher constellation size and a similar argument as above would follow.

Therefore, the user must always choose the lowest constellation size for which the user's QoS constraint can be satisfied. ■

Proposition 2 implies that, in terms of energy efficiency, choosing the lowest-order modulation (i.e., QPSK) is the best strategy unless the user's delay constraint is too tight. In other words, the user would jump to a higher-order modulation only when it is transmitting at the highest symbol rate (i.e., $R_s = B$) and still cannot meet the delay requirement. Also, the proposition suggests that if $\Omega_b^*/\tilde{b} < B$, the user has infinitely many best-response strategies. In particular, the user chooses the lowest constellation size that can accommodate the delay constraint. Then, for that constellation, any combination of p_k and $R_{s,k}$ for which $\gamma_k = \gamma_{b_k}^*$ and $R_{s,k} \geq \Omega_{b_k}^*/b$ is a best-response strategy.

C. Nash Equilibrium

At Nash equilibrium, the transmit powers, symbol rates and constellation sizes of all the users have to satisfy Proposition 2 simultaneously. There are, therefore, cases where we have

infinitely many Nash equilibria. For a matched filter, for example, the best-response transmit power of user k is given by

$$p_k = \frac{\sigma^2}{h_k} \left(\frac{\Phi_k}{1 - \sum_{j=1}^K \Phi_j} \right), \quad (35)$$

where

$$\Phi_k = \left(1 + \frac{B}{R_{s,k} \gamma_k} \right)^{-1}, \quad (36)$$

and γ_k and $R_{s,k}$ are determined according to Proposition 2 for $k = 1, \dots, K$. We refer to Φ_k as "size" of user k . Φ_k is a measure of the amount of network resources that is consumed by the k th user.⁵ Note that $R_{s,k}$'s and γ_k 's are feasible if and only if

$$\sum_{j=1}^K \Phi_j < 1. \quad (37)$$

Combining (3) with (35), the utility of user k at Nash equilibrium is given by

$$u_k = \frac{B f(\gamma_k) h_k}{\sigma^2 \gamma_k} \left(1 - \frac{\sum_{j \neq k} \Phi_j}{1 - \Phi_k} \right). \quad (38)$$

Therefore, the Nash equilibrium with the smallest $R_{s,k}$ achieves the largest utility. A higher symbol rate (i.e., smaller processing gain) for a user requires a larger transmit power by that user to achieve the required SIR. This causes more interference for other users in the network and forces them to raise their transmit powers as well. As a result, the level of interference in the system increases and the users' utilities decrease. This means that the Nash equilibrium with $R_{s,k} = \min\{\Omega_{b_k}^*/\tilde{b}_k, B\}$ and p_k given by (35) for $k = 1, \dots, K$ is the *Pareto-dominant* Nash equilibrium.

As the delay constraint of a user becomes tighter, according to Proposition 2, the user will increase its symbol rate. This results in an increase in the user's "size". When the symbol rate becomes equal to the system bandwidth, the user will increase its SIR which again results in an increase in Φ . Finally, when the user's delay constraint is not feasible anymore, the user will switch to a higher constellation size. This results in an exponential increase in the required SIR, which dominates the linear decrease in the symbol rate. Therefore, Φ increases again. This shows that the user's "size" increases as the delay requirement becomes more stringent. The feasibility condition given by (37) determines the maximum number of users that can be accommodated by the network. A tighter delay constraint results in a larger "size" for the user. This, in turn, results in a smaller network capacity.

V. POWER CONTROL GAMES WITH TRELLIS-CODED M-QAM MODULATION

So far, we have focused on an uncoded system. In this section, we extend our analysis to trellis-coded modulation (TCM). We consider a trellis-coded M-QAM system in which b information bits are divided into two groups of size n and $b - n$ bits, respectively. The first group (with size n)

⁵ Φ_k here is a generalized version of the definition that has been given in [16].

is convolutionally encoded into ℓ bits which are used by the coset selector to choose one of the 2^ℓ constellation subsets. The remaining $b - n$ bits are used to choose one of the 2^{b-n} signal points in the selected subset (see [22] for more details). The code rate is hence given by $\theta_c = n/\ell$ and the constellation size is increased from 2^b to $2^{\ell+b-n}$. It is common to use a code rate of $\theta_c = n/(n+1)$ for subset selection. For $b > 2$, $n = 2$ is usually a good choice.⁶

For trellis-coded modulation (TCM), the efficiency function (which represents the packet success probability) is given by

$$f_b^{(c)}(\gamma) \simeq \left(1 - \alpha_b Q(\sqrt{\beta_b \gamma G_b(\gamma)})\right)^{\frac{2L}{b}} - 2^{-L}, \quad (39)$$

where b is the number of *information* bits per symbol and $G_b(\cdot)$ is the effective *coding gain* which in general is a function of SIR and also depends on the modulation level. Recall that in our proposed game, each user chooses its transmit power, symbol rate and modulation level to maximize its own utility function while satisfying its delay constraint. One could potentially follow the same analysis for the coded system as the one presented for the uncoded system by replacing $f_b(\gamma)$ with $f_b^{(c)}(\gamma)$ given in (39). For the coded case, the delay-constrained utility maximization can be written as

$$\max_{\gamma, R_s, b} b \frac{f_b^{(c)}(\gamma)}{\gamma} \quad \text{s.t.} \quad \gamma \geq \hat{\gamma}_b \quad \text{and} \quad 0 \leq \eta_b < 1, \quad (40)$$

where $\hat{\gamma}_b^{(c)} = f_b^{(c)-1}(\eta_b)$. Therefore, the solution of this maximization is heavily dependent on the efficiency function given in (39). While the coding gain can be assumed to be constant in the limit of very large SIRs, the dependence of G on γ and b is important for our optimization problem. Since there are no closed-form expressions for $G_b(\gamma)$, we can use the BER curves available in the literature (for example in [3]) to estimate the coding gain as a function of γ for different modulation levels. Then, using these discrete values, we can approximate the shape of $G_b(\gamma)$ for different values of b . We have found that the following function gives us a reasonable estimate for G :

$$\hat{G}_b(\gamma) = A_b + C_b \tan^{-1} \left(\frac{\gamma - \bar{\gamma}_b}{D_b} \right), \quad (41)$$

where A_b , C_b , D_b , and $\bar{\gamma}_b$ are constants that only depend on the modulation level and can be determined by trial and error. The function in (41) is plotted in Fig. 4 for different values of b for an 8-state convolutional encoder with rate 2/3. The piece-wise linear curves obtained from the BER plots are also shown.

Based on the analysis that was done for uncoded systems, the best-response strategy of a user in a coded system and the achieved utility at Nash equilibrium depend on $\gamma_b^{*(c)}$, which is the solution of $f_b^{(c)}(\gamma) = \gamma f_b^{(c)'}(\gamma)$, and on $\hat{\gamma}_b^{(c)} = f_b^{(c)-1}(\eta_b)$. We use the approximation given by (41) for the coding gain in the expression for the efficiency function given by (39). While obtaining closed-form expressions for $\gamma_b^{*(c)}$ and $\hat{\gamma}_b^{(c)}$ is difficult, we can compute them numerically. Table II compares the optimum SIRs and the corresponding packet success

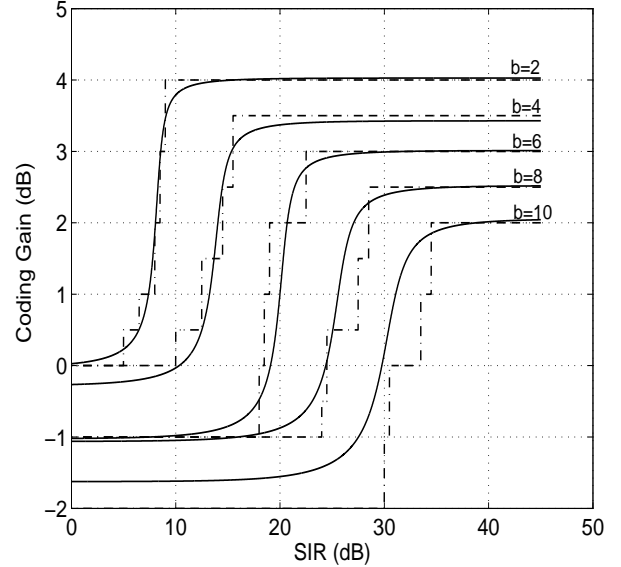


Fig. 4. Coding gain as a function of SIR for an 8-state convolutional encoder with rate 2/3. The solid lines are the estimates based on \hat{G}_b and the dashed lines are piece-wise linear estimates based on the data obtained from the BER curves.

probabilities and utilities of the uncoded and coded systems for different values of b and with no delay constraints.⁷ It is seen from the table that the target SIR (i.e., γ^*) is lower in a coded system. Also, comparing the fourth and seventh columns of Table II, we see that coding improves user's utility (i.e., energy efficiency).

VI. NUMERICAL RESULTS

In this section, we quantify the effect of constellation size on energy efficiency of a user with a delay QoS constraint. The packet size is assumed to be 100 bits, and the source rate (in bps) for the user is assumed to be equal to $0.01B$ where B is the system bandwidth. We further assume that a user chooses its constellation size, symbol rate, and transmit power according to its best-response strategy corresponding to the Pareto-dominant Nash equilibrium (see Section IV-C). For the coded system, we assume an 8-state convolutional encoder with rate 2/3. The code rate for QPSK is chosen to be 1/2. Fig. 5 shows the optimum constellation size, transmit power, throughput, and user's utility as a function of the delay constraint for both uncoded and coded systems. The results for the coded case are obtained by using (41) as an approximation for the coding gain. For all four plots, the packet delay is normalized by the inverse of the system bandwidth. To keep the spectral efficiency of the two systems the same, we assume that the number of information bits transmitted per symbol is the same for both uncoded and coded systems. The throughput corresponds to the transmission rate for the user which is obtained by multiplying the symbol rate by the number of (information) bits per symbol (i.e., b), and is normalized by

⁷Optimum here refers to the best-response strategy (i.e., the most energy-efficient solution).

⁶For $b = 2$, n is equal to one.

TABLE II
COMPARISON BETWEEN CODED AND UNCODED SYSTEMS

b	γ_b^* (dB)	$f_b(\gamma_b^*)$	$b f_b(\gamma_b^*)/\gamma_b^*$	$\gamma_b^{*(c)}$ (dB)	$f_b^{(c)}(\gamma_b^{*(c)})$	$b f_b^{(c)}(\gamma_b^{*(c)})/\gamma_b^{*(c)}$
2	9.1	0.801	0.1978	8.1	0.947	0.2914
4	15.7	0.785	0.0846	14.2	0.898	0.1357
6	21.6	0.771	0.0322	20.4	0.872	0.0448
8	27.3	0.757	0.0112	26.3	0.847	0.160
10	33.0	0.743	0.0037	31.9	0.788	0.0051

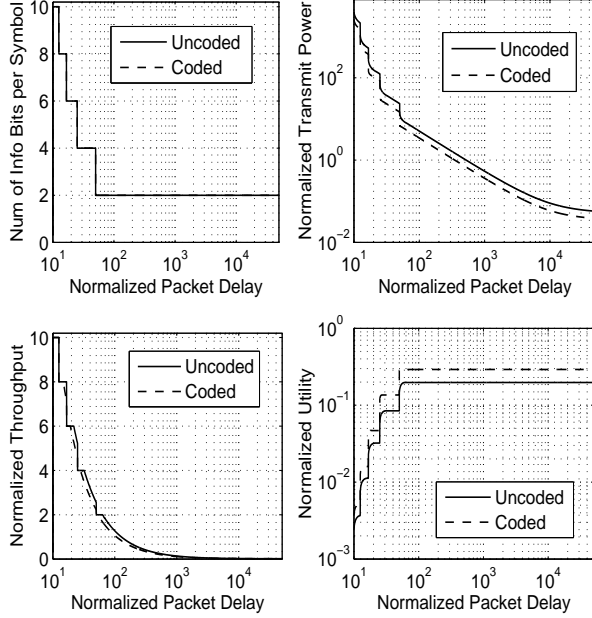


Fig. 5. Optimum modulation level, transmit power, throughput, and utility as a function of (normalized) packet delay.

the system bandwidth. The transmit power and user's utility are also normalized by \hat{h} and $B\hat{h}$, respectively.

Let us for now focus on the uncoded system. When the delay constraint is large, QPSK (which is the most energy efficient M-QAM modulation) can accommodate the delay requirement and hence is chosen by the user. As the delay constraint becomes tighter, the user increases its symbol rate and also raises the transmit power to keep the output SIR at 9.1 dB (recall that $\gamma_b^* = 9.1$ dB when $b = 2$). In this case, the user's utility stays constant. Once the symbol rate becomes equal to the system bandwidth, the user cannot increase it anymore. Hence, as the delay constraint becomes more stringent, the user is forced to aim for a higher target SIR to meet its delay requirement. In this case, the transmission rate stays constant and the transmit power increases. Hence, the user's utility decreases. As the delay requirement becomes tighter, a point is reached where the spectral efficiency of QPSK is not enough to accommodate the delay constraint. In this case, the user jumps to a higher-order modulation (i.e., 16-QAM) and the process repeats itself. The trends are similar for the coded system except that, due to coding gain, the required transmit power is smaller for the coded system. This results in an increase in the user's utility. This means that, for the

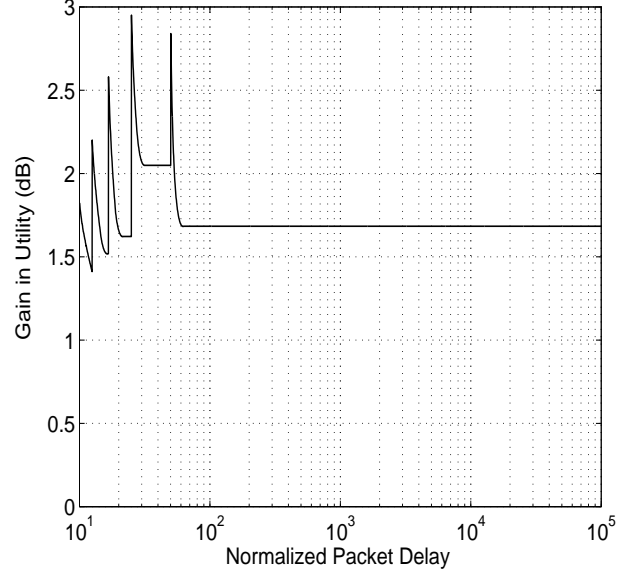


Fig. 6. Gain in utility due to TCM as a function of (normalized) packet delay.

same number of information bits transmitted per symbol, the energy efficiency is higher when TCM is used. In addition, in Fig. 6, we have plotted the utility gain achieved due to TCM as a function of normalized packet delay. It is seen that the gain in energy efficiency due to TCM depends on the delay constraint and fluctuates between 1.5 dB and 3 dB. In general, for the same delay constraint, the uncoded system has to transmit at a slightly higher symbol rate as compared to the coded system. This is because $f_b^{*(c)} > f_b^*$ (see Table II). As a result, $\Omega_b^{*(c)} < \Omega_b^*$. The spikes in Fig. 6 correspond to the cases in which the uncoded system is transmitting at the maximum possible symbol rate and has to increase its target SIR to meet the delay constraint. This results in a drop in the utility of the uncoded system. The coded system may still be able to meet the delay constraint without increasing the target SIR.

Fig. 7 shows the user's "size", Φ , corresponding to the Pareto-dominant Nash equilibrium as a function of the packet delay for both uncoded and coded systems. As explained in Section IV-C, Φ increases as the delay constraint becomes tighter. This makes sense because a user would need to consume more network resources to satisfy a more stringent delay. It is also seen that coding reduces the user's "size" and, hence, increases the network capacity. This is because

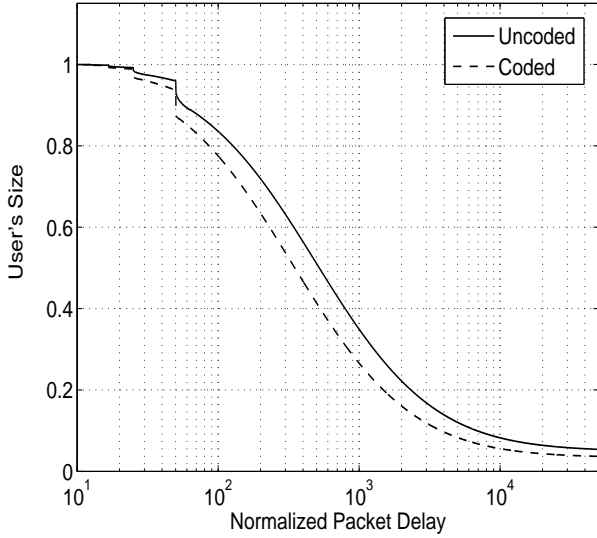


Fig. 7. User's "size", Φ , corresponding to the Pareto-dominant Nash equilibrium as a function of (normalized) packet delay.

for the same constellation size, the symbol rate and the SIR are smaller for the coded system.

We have seen throughout this paper that the strategy that maximizes the user's energy efficiency is not spectrally efficient. To illustrate the energy efficiency-spectral efficiency tradeoff, let us fix the symbol rate to be $0.01B$. For a fixed constellation size, the user's utility (energy efficiency) is proportional to $bf(\gamma_b^*)/\gamma_b^*$. The spectral efficiency is given by bR_s/B . By varying the constellation size, we can quantify the tradeoff between energy efficiency and spectral efficiency. This tradeoff is shown in Fig. 8 for both uncoded and coded systems. In this figure, we have plotted $bf(\gamma_b^*)/\gamma_b^*$ vs. bR_s/B . Different points on the plot correspond to different values of b . The energy efficiency-spectral efficiency tradeoff is definitely an interesting and important topic that requires more in-depth analysis.

VII. CONCLUSIONS

We have studied the effects of modulation order on energy efficiency of wireless networks using a game-theoretic framework. Focusing on M-QAM modulation, we have proposed a non-cooperative game in which each user chooses its strategy in order to maximize its utility while satisfying its delay QoS constraint. The actions open to the users are the choice of the transmit power, transmit symbol rate and constellation size. The utility function measures the number of reliable bits transmitted per joule of energy consumed and is particularly suitable for energy-constrained networks. The best-response strategies and the Nash equilibrium solution for the proposed game have been derived. We have shown that to maximize its utility (i.e., energy efficiency), the user must choose the lowest modulation level that can accommodate the user's delay constraint. Using our non-cooperative game-theoretic framework, the tradeoffs among energy efficiency, delay, throughput and constellation size have also been studied and quantified.

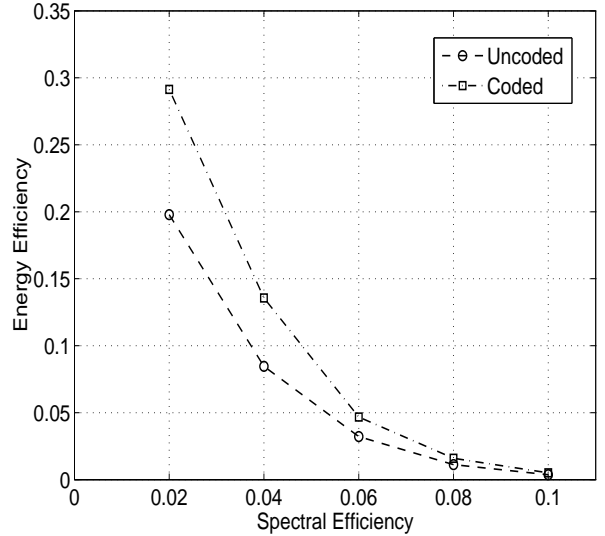


Fig. 8. Tradeoff between spectral efficiency and energy efficiency.

In addition, we have included the effects of TCM and have shown that, as expected, coding increases energy efficiency. The tradeoff between energy efficiency and spectral efficiency has also been illustrated.

REFERENCES

- [1] W. T. Webb and R. Steele, "Variable rate QAM for mobile radio," *IEEE Transactions on Communications*, vol. 43, pp. 2223–2230, July 1995.
- [2] A. J. Goldsmith and S.-G. Chua, "Variable-rate variable-power MQAM for fading channels," *IEEE Transactions on Communications*, vol. 45, pp. 1218–1230, October 1997.
- [3] A. J. Goldsmith and S.-G. Chua, "Adaptive coded modulation for fading channels," *IEEE Transactions on Communications*, vol. 46, pp. 595–602, May 1998.
- [4] T. Yoo, R. J. Lavery, A. J. Goldsmith, and D. J. Goodman, "Throughput optimization using adaptive techniques," to appear in the *IEEE Communication Letters*.
- [5] S. Cui, A. J. Goldsmith, and A. Bahai, "Energy-constrained modulation optimization," *IEEE Transactions on Wireless Communications*, vol. 5, pp. 2349–2360, September 2005.
- [6] A. B. MacKenzie and S. B. Wicker, "Game theory in communications: Motivation, explanation, and application to power control," *Proceedings to the IEEE Global Telecommunications Conference (Globecom)*, pp. 821–826, San Antonio, TX, USA, 2001.
- [7] D. J. Goodman and N. B. Mandayam, "Power control for wireless data," *IEEE Personal Communications*, vol. 7, pp. 48–54, April 2000.
- [8] C. U. Saraydar, N. B. Mandayam, and D. J. Goodman, "Efficient power control via pricing in wireless data networks," *IEEE Transactions on Communications*, vol. 50, pp. 291–303, February 2002.
- [9] M. Xiao, N. B. Shroff, and E. K. P. Chong, "A utility-based power-control scheme in wireless cellular systems," *IEEE/ACM Transactions on Networking*, vol. 11, pp. 210–221, April 2003.
- [10] C. Zhou, M. L. Honig, and S. Jordan, "Two-cell power allocation for downlink CDMA," *IEEE Transactions on Wireless Communications*, vol. 5, pp. 2256–2266, November 2004.
- [11] T. Alpcan, T. Basar, R. Srikant, and E. Altman, "CDMA uplink power control as a noncooperative game," *Wireless Networks*, vol. 8, pp. 659–669, November 2002.
- [12] C. W. Sung and W. S. Wong, "A noncooperative power control game for multirate CDMA data networks," *IEEE Transactions on Wireless Communications*, vol. 2, pp. 186–194, January 2003.
- [13] F. Meshkati, H. V. Poor, S. C. Schwartz, and N. B. Mandayam, "An energy-efficient approach to power control and receiver design in wireless data networks," *IEEE Transactions on Communications*, vol. 52, pp. 1885–1894, November 2005.

- [14] F. Meshkati, M. Chiang, H. V. Poor, and S. C. Schwartz, "A game-theoretic approach to energy-efficient power control in multicarrier CDMA systems," *IEEE Journal on Selected Areas in Communications (JSAC)*, vol. 24, pp. 1115–1129, June 2006.
- [15] F. Meshkati, H. V. Poor, and S. C. Schwartz, "A non-cooperative power control game in delay-constrained multiple-access networks," *Proceedings of the IEEE International Symposium on Information Theory (ISIT)*, Adelaide, Australia, September 2005.
- [16] F. Meshkati, H. V. Poor, S. C. Schwartz, and R. Balan, "Energy-efficient resource allocation in wireless networks with quality-of-service constraints," to appear in the *IEEE Transactions on Communications*.
- [17] A. J. Goldsmith, *Wireless Communications*. Cambridge University Press, New York, NY, 2005.
- [18] D. Fudenberg and J. Tirole, *Game Theory*. MIT Press, Cambridge, MA, 1991.
- [19] V. Rodriguez, "An analytical foundation for resource management in wireless communication," *Proceedings of the IEEE Global Telecommunications Conference (Globecom)*, pp. 898–902, San Francisco, CA, USA, December 2003.
- [20] T. Holliday, A. J. Goldsmith, and P. Glynn, "Wireless link adaptation policies: QoS for deadline constrained traffic with imperfect channel estimates," *Proceedings of the IEEE International Conference on Communications (ICC)*, pp. 3366–3371, New York, NY, USA, April/May 2002.
- [21] D. Gross and C. M. Harris, *Fundamentals of Queueing Theory*. John Wiley & Sons, New York, 1985.
- [22] G. Ungerboeck, "Trellis-coded modulation with redundant signal sets: Parts I & II," *IEEE Communications Magazine*, vol. 25, pp. 5–21, February 1987.