

International Journal of Modern Physics E
 © World Scientific Publishing Company

**Search for Direct Photons from $\sqrt{s_{NN}} = 200\text{GeV}$ AuAu Collisions
 Using a New π^0 Tagging Method
 in the PHENIX Experiment at RHIC**

Haijiang Gong for the PHENIX Collaboration

*Department of Physics and Astronomy, State University of New York at Stony Brook
 Stony Brook, New York 11794, USA
 haijiang@skipper.physics.sunysb.edu*

Received (received date)
 Revised (revised date)

Direct photons provide a insightful tool to study the different stages of a heavy ion collision, especially the formation of a quark-gluon plasma, without being influenced by the strong interaction and hadronization processes. The yield of direct photons can be determined based on the inclusive photon yield and the background from hadronic decays. We present a new analysis technique applied to PHENIX Run4 Au+Au dataset. It uses strict particle identification(PID) in the Electromagnetic Calorimeter(EMCal) and a charged particle veto to extract a clean photon signal. These photons are then tagged with EMCal photon candidates with loose PID cuts, which can be reconstructed with high efficiency, to determine the fraction of photons originating from π^0 decays. Many systematic uncertainties and detector effects cancel in this method.

1. Introduction

Recently PHENIX published measurement of direct photons in different centrality ranges in $\sqrt{s_{NN}} = 200\text{GeV}$ Au+Au collisions up to $p_T=14\text{GeV}/c$.¹ At the high p_T range, direct photons are produced in initial parton-parton scatterings, quark-gluon Compton scattering $g + q \rightarrow \gamma + q$ and quark-antiquark annihilation $q + \bar{q} \rightarrow \gamma + g$ which are well described by perturbative Quantum Chromodynamics(pQCD). The direct photon yield is determined through the comparison of the inclusive photon yield to the expected yield of background photons from hadronic decays. The comparison is done in terms of the ratio of N^γ/N^{π^0} , or in short γ/π^0 since many systematic errors such as energy scale uncertainties cancel. The photon excess then can be expressed directly as a double ratio of measured photons per π^0 to the expectation from hadronic decays, $(\gamma/\pi^0)_{measured}/(\gamma/\pi^0)_{background}$. The double ratio in Fig. 1 indicates that there is a significant direct photons signal for $p_T \geq 4\text{GeV}/c$ and it is consistent with the binary scaled pQCD model calculation from p+p collisions.² Apparently, the direct photons production is in direct contrast to high p_T hadrons suppression observed in Au+Au collisions.³

At low p_T range where a significant fraction of direct photons is expected to come

2 Haijiang Gong

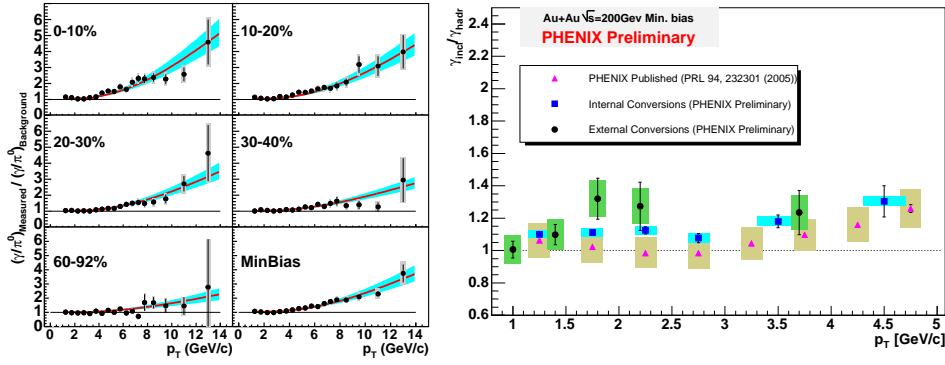


Fig. 1. Double ratio of measured $(\gamma/\pi^0)_{Measured}$ invariant yield ratio to the background decay $(\gamma/\pi^0)_{Background}$ ratio as a function of p_T for minimum bias and for five centralities of Au+Au collisions at $\sqrt{s_{NN}} = 200$ GeV (0-10% is the most central). The solid curves are the ratio of pQCD predictions described in the text.

Fig. 2. Ratio of $\gamma_{inclusive}/\gamma_{hadronic}$ as a function of p_T for minimum bias of Au+Au collisions at $\sqrt{s_{NN}} = 200$ GeV. The purple triangles are the PHENIX publish result, the blue squares are from internal conversion method and the black dots are from external conversion method. Color band on each data point is the systematic error and the extended line is the statistical error.

from the thermalized medium of deconfined quarks and gluons, the measurement is very challenging. These so-called thermal photons carry information about the initial temperature of the Quark Gluon Plasma (QGP). But the huge background from π^0 decay and the relatively large systematic uncertainties at low p_T limit our ability to make any statement about this direct photon source.

In order to improve and understand the direct photon production in the low and medium p_T range, PHENIX has already carried out several new analysis techniques on RUN4 Au+Au $\sqrt{s_{NN}} = 200$ GeV dataset, including using low mass dielectron pairs from internal conversions⁴ and external photon conversions in the beam pipe.⁵ Unlike conventional direct photon method with the EMCal, these two new techniques both take the advantages of the excellent capabilities of the PHENIX detector to measure electrons. Due to the excellent resolution of charged particles at low momenta, a significant measurement for $1 < p_T < 5$ GeV/c was achieved (see Fig. 2). The method presented here still uses photon candidates from EMCal and conventional double ratio technique but instead of measuring π^0 yield in the double ratio of $(\gamma/\pi^0)_{Measured}/(\gamma/\pi^0)_{Background}$, we measure γ^{π^0} which are photons from $\pi^0 \rightarrow \gamma\gamma$ decay by reconstruction of photon pairs invariant mass. In this new method we will have to compare γ/γ^{π^0} for inclusive photons in data with the corresponding one for hadronic decay photons, which we can obtain from Monte-Carlo simulation. Since γ and γ^{π^0} are basically the same physics quantities, many correction factors such as detector efficiency and acceptance cancel out explicitly and so

Search for Direct Photons from $\sqrt{s_{NN}} = 200\text{GeV}$ AuAu Collisions Using a New π^0 Tagging Method in the PHENIX Experiment at RHIC

do the systematic uncertainties introduced by these factors.

2. Analysis

The data presented in this proceeding were collected during the 2004 Au+Au $\sqrt{s_{NN}} = 200\text{GeV}$ run of RHIC by the PHENIX experiment. The EMCAL in the two central arms ($|\eta| \leq 0.35$) is used to obtain the raw inclusive photon candidate. The EMCAL consists of two subsystems: six sectors of lead-scintillator sandwich calorimeter (PbSc) and two sectors of lead-glass Cherenkov calorimeter (PbGl). In this analysis, we only use the PbSc part and events with the vertex $|z_{vertex}| < 30\text{cm}$ from the collision center. That leaves us about 700 million minimum bias events after various quality assurances. A series of stringent PID cuts are applied on photon-like clusters in the EMCAL based on the time-of-flight (TOF) and the shower profile (χ^2). Furthermore, charged particle contamination is removed by associating clusters in the EMCAL with charged hits in the pad chambers (PC3) positioned directly in front of EMCAL so it provides a clean photon sample. A minimum p_T cut of $0.2\text{GeV}/c$ is also applied.

2.1. Decay Photons tagged by π^0

In each event, these clean photons N_γ are combined with photons reconstructed in the EMCAL under loose PID cuts (χ^2 & TOF & $p_T > 0.2\text{GeV}/c$ but without PC3 veto) and their invariant mass is calculated, generating a foreground of physics pairs. The combinatorial background is removed by event-mixing technique, which creates uncorrelated photon pairs from different events. The mixed event spectra is normalized to the corresponding real photon pair invariant mass distributions below ($50 - 100\text{MeV}/c^2$) and above ($180 - 300\text{MeV}/c^2$) the π^0 peak then subtracted from the foreground. Fig. 3 shows normalized background together with foreground (left) and subtracted foreground (right) for clean photon p_T range from $5.0\text{GeV}/c$ to $5.5\text{GeV}/c$. A Gaussian plus second-order polynomial function is used here to fit the π^0 mass peak since there is still some background residual left beneath the peak after subtraction. So the contribution from $\pi^0 \rightarrow \gamma\gamma$ tagged as $N_{\gamma\pi^0}$ can be determined by interpolating the Gaussian fit.

$$N_\gamma(p_T) = \epsilon \times \alpha \times N_\gamma^{incl}(p_T) / (1 - X_{hadron}) \quad (1)$$

$$N_{\gamma\pi^0}(p_T) = \epsilon \times \alpha \times \epsilon_L \times f \times (1 - p_{conv}) \times N_{\gamma\pi^0}^{incl}(p_T) \quad (2)$$

The number of clean photons and the contribution tagged as coming from π^0 decay are measured as a function of p_T of clean photons. As Eq. 1 indicates, the measured yield of clean photons N_γ depends on the reconstruction efficiency ϵ and the geometry acceptance α . Since charged tracks are removed by the PC3 veto cut, a hadron contamination correction mostly coming from neutron and antineutron has to be applied where X_{hadron} is the ratio of the remaining hadrons to all clusters that satisfy the clean photon's PID cuts. The tagged photon yield $N_{\gamma\pi^0}$ (Eq. 2)

4 Haijiang Gong

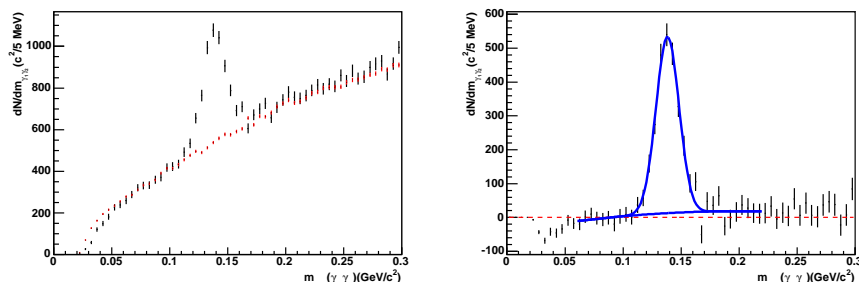


Fig. 3. Left panel: Invariant mass of tight-PID-cuts photons and loose-PID-cuts photons in same event and normalized mixed events for tight-PID-cuts photons with $5.0 < p_T < 5.5 \text{ GeV}/c$. Black points are foreground and red points are normalized combinatorial background. Right panel: Invariant mass of tight-PID-cuts photons and loose-PID-cuts photons after background subtraction for tight-PID-cuts photons with $5.0 < p_T < 5.5 \text{ GeV}/c$. A fit of Gaussian plus a second order polynomial is drawn.

has an additional dependence on the loose-PID-cuts photons' efficiency ϵ_L , the conversion correction p_{cov} and the conditional probability f to find a loose-PID-cuts photon in the PHENIX acceptance, given that its π^0 partner clean photon is already reconstructed and accepted (see Section 2.2). Therefore, by calculating the ratio between N_γ and $N_{\gamma\pi^0}$, the efficiency and acceptance for clean photons are explicitly canceled out.

The loss of $N_{\gamma\pi^0}$ due to photon conversion $\gamma \rightarrow e^+e^-$ is corrected and the conversion correction is estimated by the material budget between the collision vertex and the PC3 in front of the EMCal. The conversion material in RUN 4 has been estimated around $5 - 7\%/X_0$ and it is slightly different among different detector areas. Since we use a tagging method to measure clean photons from π^0 decay, only loose-PID-cuts photons are affected due to the conversion loss. Therefore a correction factor of $(1 - p_{conv}) \sim 94\%$ is applied.

2.2. Simulation

A similar ratio between the hadronic decay photon yield $N_{\gamma hadron}$ (Eq. 3) and the tagged photon yield from π^0 decays $N_{\gamma\pi^0}$ (Eq. 4) can be calculated from simulations where the acceptance α is canceled again.

$$N_{\gamma hadron}(p_T) = \alpha \times N_{\gamma hadron}^{incl}(p_T) \quad (3)$$

$$N_{\gamma\pi^0}(p_T) = \alpha \times f \times N_{\gamma\pi^0}^{incl}(p_T) \quad (4)$$

The decay photon calculations are determined by a fast Monte-Carlo simulation of π^0 and η decays. The PHENIX measured π^0 spectrum⁶ is used and the η distribution is calculated based on m_T -scaling. The normalization factor of $\eta/\pi^0 = 0.45 \pm 0.10$ at high p_T is used.^{7,8} The EMCal energy resolution of

Search for Direct Photons from $\sqrt{s_{NN}} = 200\text{GeV}$ AuAu Collisions Using a New π^0 Tagging Method in the PHENIX Experiment at RHIC

$\delta_E/E = 5\% \oplus 9\%/\sqrt{E}$ is applied and a detailed description of the EMCal active areas from data are used in the simulation. From the Eq. (3) and Eq. (4) we will have

$$(N_{\gamma hadron}/N_{\gamma\pi^0})_{calculated} = (1/f) \times (N_{\gamma hadron}^{incl}/N_{\gamma\pi^0}^{incl}) \quad (5)$$

On the left side of Eq. 5 ($N_{\gamma hadron}^{incl}/N_{\gamma\pi^0}^{incl}$) is a straightforward physics quantity of excess photons contribution from other hadronic sources than π^0 and depends only on the η/π^0 ratio and $\eta \rightarrow \gamma\gamma$ decay branching ratio. So after applying the conditional probability f which is depends on π^0 decay kinematics and the EMCal active areas, the ratio $(N_{\gamma hadron}/N_{\gamma\pi^0})_{calculated}$ can be directly compared to the measured one.

In order to estimate the reconstruction efficiency ϵ_L of loose-PID-cuts photons, a PISA (PHENIX Integrated Simulation Application) simulation of single particles with the complete PHENIX setup based on the GEANT package is conducted. The data from the simulation then is merged with the EMCal data from the real events. By reconstructing the properties of these embedded particles, the occupancy effect of the detector in Au+Au collisions can be estimated. After including all the loose-PID-cuts, the efficiency is determined to be around 82% independent of p_T beyond the minimum p_T cutoff of $0.2\text{GeV}/c$.

The hadron contamination contribution X_{hadron} is also calculated with a full PISA simulation. π^0 , π^\pm , K^\pm and $p\bar{p}$ are generated as input particles by using the actual PHENIX measured spectra.⁹The spectrum of $n\bar{n}$ is estimated based on measured proton and antiproton cross sections. For clean photons N_γ since most of charged tracks are removed by the PC3 veto cut, the neutron and antineutron contamination is dominant and it is largest around p_T of $2\text{GeV}/c$ due to the contribution from annihilating antineutrons. Then it is effectively reduced by the shower shape cut and becomes negligible above $4\text{GeV}/c$, which is less than 1%.

3. Result

The comparison of the ratio of measured $N_\gamma/N_{\gamma\pi^0}$ and calculated $N_{\gamma hadron}/N_{\gamma\pi^0}$ is essentially the same as the double ratio shown in Fig. 1. Any significant excess of the double ration beyond unity indicates a direct photon signal.

$$R_\gamma = \frac{N_\gamma^{incl}}{N_{\gamma hadron}^{incl}} = \epsilon_L \times (1 - p_{conv}) \times (1 - X_{hadron}) \times \frac{(N_\gamma/N_{\gamma\pi^0})_{measured}}{(N_{\gamma hadron}/N_{\gamma\pi^0})_{calculated}} \quad (6)$$

The preliminary RUN4 Au+Au results, in Fig. 4, show minimum bias double ratio R_γ by using this new π^0 tagging method compared with RUN2 published result and RUN4 preliminary result from conventional method. The main sources of systematic errors are the uncertainties in the $N_{\gamma\pi^0}$ yield extraction and the hadron contamination correction X_{hadron} , which gives a final systematic error on the double ratio at the level of 10%. All results agree with each other within the error bar. For $p_T > 2\text{GeV}/c$, the tagging method result offers a significant direct photon

6 Haijiang Gong

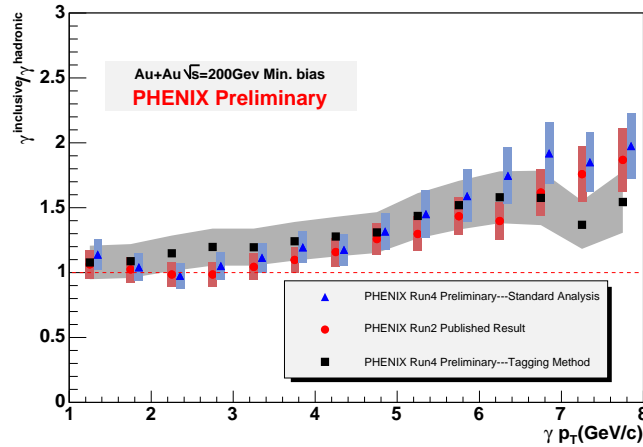


Fig. 4. Double ratio R_γ as a function of photon p_T for minimum bias in Au+Au $\sqrt{s_{NN}} = 200\text{GeV}$ collisions. The solid black squares are RUN4 tagging method result, the blue triangles are RUN4 conventional method result (points shifted) and the solid red dots are RUN2 PHENIX published result. The color band around data points is the combined error.

measurement above 1. But for p_T below $2\text{GeV}/c$ it is still limited by systematic errors. Compared with conversion methods mentioned in Section 1 it has smaller statistical error and has the ability to extend to mid p_T range.

4. Summary

With the extended statistics provided by the RHIC 2004 Au+Au run and this new powerful techniques to extract direct photon in medium and low p_T range, a significant direct photon signal can be measured and results agree with PHENIX published result and several other new independent methods including internal and external conversion. These promising measurement with improved systematic uncertainties indicates that for $p_T < 5\text{GeV}/c$ direct photon yield is lying above NLO pQCD expectation and suggests a possible thermal photon emission.

References

1. S. S. Adler *et al.* Phys. Rev. Lett. **94**, 232301 (2005).
2. L. E. Gordon and W. Vogelsang, Phys. Rev. **D48**, 3136 (1993).
3. S. S. Adler *et al.* Phys. Rev. Lett. **91**, 072301 (2003).
4. S. Bathe [PHENIX Collaboration], Nucl. Phys. A **774** (2006) 731.
5. T. Dahms [PHENIX Collaboration], arXiv:nucl-ex/0608009.
6. S. S. Adler *et al.* Phys. Rev. Lett. **91**, 072301 (2003).
7. S. S. Adler *et al.* Phys. Rev. Lett. **96**, 202301 (2006).
8. S. S. Adler *et al.* Phys. Rev. Lett. **94**, 082301 (2005).
9. S. S. Adler *et al.* Phys. Rev. C. **69**, 034909 (2004).