

On the remote Galactic Globular Cluster NGC 2419 ¹

Vincenzo Ripepi,² Gisella Clementini,³ Marcella Di Criscienzo,² Claudia Greco,³ Massimo Dall’Ora,² Luciana Federici,³ Luca Di Fabrizio,⁴ Ilaria Musella,² Marcella Marconi,² Lara Baldacci,³ Marcella Maio,³

ABSTRACT

We present a new, deep ($V \sim 26$) study of the Galactic globular cluster NGC 2419 based on B, V, I time-series CCD photometry over about 10 years and extending beyond the cluster published tidal radius. We have identified 101 variable stars of which 60 are new discoveries, doubling the known RR Lyrae stars and including 12 SX Phoenicis stars. The average period of the RR Lyrae stars ($\langle P_{ab} \rangle = 0.662$ d, and $\langle P_c \rangle = 0.366$ d, for fundamental-mode $-RRab-$ and first-overtone pulsators, respectively), and the position in the period-amplitude diagram both confirm that NGC 2419 is an Oosterhoff II cluster. The average apparent magnitude of the RR Lyrae stars is $\langle V \rangle = 20.31 \pm 0.01$ ($\sigma = 0.06$, 67 stars) and leads to the distance modulus $\mu_0 = 19.60 \pm 0.05$. The Color-Magnitude Diagram, reaching about 2.6 mag below the cluster turn-off, does not show clear evidence of multiple stellar populations. Cluster stars are found until $r \sim 10.5'$, and possibly as far as $r \sim 15'$, suggesting that the literature tidal radius might be underestimated. No extra-tidal structures are clearly detected in the data. NGC 2419 has many blue stragglers and a well populated horizontal branch extending from the RR Lyrae stars down to an extremely blue tail ending with the “blue-hook”, for the first time recognized in this cluster. The red giant branch is narrow ruling out significant metallicity spreads. Our results seem to disfavor the interpretation of NGC 2419 as either having an extragalactic origin or being the relict of a dwarf galaxy tidally disrupted by the Milky Way.

¹Based on data collected at the 3.5 m Telescopio Nazionale Galileo, operated by INAF

²INAF, Osservatorio Astronomico di Capodimonte, via Moiariello 16, I-80131 Napoli, Italy, (ripepi, dicrisci, dallora, marcella, ilaria)@oacn.inaf.it

³INAF, Osservatorio Astronomico di Bologna, via Ranzani 1, I-40127 Bologna, Italy; (gisella.clementini, claudia.greco, luciana.federici)@oabo.inaf.it

⁴INAF, Centro Galileo Galilei & Telescopio Nazionale Galileo, PO Box 565, 38700 S. Cruz de La Palma, Spain; difabrizio@tng.iac.es

Subject headings: —globular clusters: general —globular clusters: individual (NGC 2419) —Galaxy: halo —stars: horizontal branch —stars: variables: other —techniques: photometry

1. Introduction

NGC 2419 is one of the most distant and luminous globular clusters (GCs) in the Milky Way (MW). Although both the distance ($R_{GC} \simeq 90$ kpc, Harris et al. 1997) and the dynamical parameters (core radius $r_c \sim 9$ pc, and half-mass radius $r_h \sim 19$ pc, Harris et al. 1997) put NGC 2419 among the outer halo Galactic globulars, the cluster has several unusual properties for an outer halo GC. It is much more luminous and metal-poor than the other outer halo clusters: with $M_V \sim -9.5$ mag (Harris 1996) NGC 2419 is among the five brightest clusters in the MW; and with $[Fe/H] \sim -2.1$ dex (Suntzeff et al. 1988) it belongs to the most metal-poor group of MW GCs that all, except AM-4, are located within $R_{GC} \simeq 20$ kpc. The cluster horizontal branch (HB) also resembles that of much closer “canonical” metal-poor clusters like M15 or M68, and previous investigations show that NGC 2419 has the same age of M92, within 1 Gyr (Harris et al. 1997). However, NGC 2419 is not an inner halo cluster migrated out on an elliptical orbit, since its dynamical parameters and orbital properties (van den Bergh 1993, 1995, and references therein) are typical of an outer halo cluster. NGC 2419 is also anomalous in the half-light radius (R_h) vs M_V plane (see Fig. 11 of Mackey & van den Bergh 2005). Among the MW GCs only ω Cen and M54 have similar properties in this plane, and they both are “peculiar”, since ω Cen hosts multiple stellar populations (see e.g. Bedin et al. 2004; Rey et al. 2004; Sollima et al. 2005) and likely is the stripped core of a defunct dwarf galaxy (Villanova et al. 2007, and references therein); and M54 is thought to be the core of the Sagittarius (Sgr) dwarf spheroidal galaxy (dSph) that is currently merging with the MW (see e.g. Layden & Sarajedini 2000). All these peculiarities and the similarity with ω Cen and M54 suggest that NGC 2419 could have an extragalactic origin and be the relict of a dwarf galaxy tidally disrupted by the MW (Mackey & van den Bergh 2004). Newberg et al. (2003) find that the cluster appears to lie within an overdensity of A-type stars connected to previously discovered tidal tails of the Sgr dSph, and conclude that the cluster might once have been associated to Sgr. In addition, the cluster has a central velocity dispersion (σ_0) much lower than the dSphs for which this quantity has been measured, and, in the $\log \sigma_0$ vs M_V plane (Faber & Jackson 1976), lies 3 and 6σ apart from the “fundamental plane” relations for GCs and elliptical galaxies, respectively (see de Grijs et al. 2005). For a comparison, in this plane ω Cen lies

at the intersection of these two lines.

Color-Magnitude Diagrams (CMDs) of NGC 2419 published so far either do not go fainter than the main sequence turn-off (TO) or cover small portions of the cluster (Christian & Heasley 1988, Harris et al. 1997, Stetson 1998, 2005; Saha et al. 2005; Sirianni et al. 2005). We also lack a modern study of the cluster variable stars based on accurate CCD photometry, the most recent variability survey being the photographic work by Pinto & Rosino (1977, hereafter PR) who detected 41 variables in the external regions of NGC 2419 and found the average period of the fundamental-mode RR Lyrae stars (RRab) to be consistent with NGC 2419 being an Oosterhoff II (OoII) cluster (Oosterhoff 1939).

In this Letter we present a CMD reaching about 2.6 mag below the NGC 2419 TO and a new study of the variable stars based on image subtraction techniques (Alard 2000), using B, V, I time-series CCD photometry covering an area that extends well beyond the cluster published tidal radius ($r_t = 8.74'$, according to Trager et al. 1995). The new data are used to verify whether multiple stellar populations and tidal tails exist in the cluster and to check whether the properties of the RR Lyrae stars support an extragalactic origin for NGC 2419.

2. Observations and data analysis

Time-series B, V photometry of NGC 2419 (RA=07:38:24.0, DEC=38:54:00, J2000) was collected between 2003 September and 2004 February with DOLORES at the 3.5m TNG telescope¹. The TNG data were complemented by WFPC2@HST F555W and F814W archival photometry spanning 7 years from 1994 to 2000, and by V, I images of the cluster obtained with the Suprime-Cam of the SUBARU 8.2m telescope² along four nights in 2002. The SUBARU dataset covers a total area of 50×43 arcmin² centered on NGC 2419 and includes both the TNG and HST fields. Results presented in this Letter refer to a region extending $\pm 10.5'$ in North-South and $\pm 18'$ in East-West from the cluster center. The total number of phase points of the combined datasets reaches 20, 205 and 48 in the B, V and I bands, respectively, with optimal sampling of the V light curves of RR Lyrae stars, acceptable coverage in B , and rather poor sampling in I , since the I -band images were taken much more closely spaced in time.

Images were pre-reduced following standard techniques (bias subtraction and flat-field

¹<http://www.tng.iac.es/instruments/lrs/>

²<http://www.subarutelescope.org/>

correction) with IRAF³. We measured the star magnitudes by PSF photometry running the DAOPHOTII/ALLSTAR/ALLFRAME packages (Stetson 1987, 1994) on the TNG, HST and SUBARU datasets, separately. Typical internal errors of the V band photometry for single phase points at the level of the HB are in the range from 0.01 to 0.02 mag. The absolute photometric calibration was obtained by using local standards in NGC 2419 from P.B. Stetson’s list⁴. Zero point uncertainties are of 0.022, 0.014 and 0.014 mag in B , V and I , respectively. Further details on the data reductions can be found in Di Criscienzo et al. (2007, in preparation).

Candidate variable stars were identified using two independent methods: the Optimal Image Subtraction Technique and the package ISIS 2.1 (Alard 2000), applied to the TNG V time-series; and an ad hoc procedure applied to the SUBARU V data that included calculation of the Fourier transform (in the Schwarzenberg-Czerny 1996 formulation) for each star with more than 25 epoch data; evaluation of the signal-to-noise ratio and then analysis of the stars with $S/N > 6$ and magnitude $V < 23.7$ mag (excluding TO and sub giant branch stars). The two procedures returned a catalogue of 101 confirmed variables. Periods (and type classification) were derived using GRaTiS (Graphical Analyzer of Time Series), a custom software developed at the Bologna Observatory (see Di Fabrizio 1999; Clementini et al. 2000). Precision of the period determinations is of 4-5 decimal places (for variables with periods shorter than 2 d, 95 objects) and increases up to 6 digits for stars with the three datasets (TNG, HST and SUBARU) available. The good sampling of the V light curves allowed a very accurate definition of the star’s visual mean magnitudes and amplitudes. Coverage of the B and I light curves is generally much poorer, and we often estimated average B and I magnitudes by scaling down in amplitude the star V light curve to fit observations in the other bands (see Di Criscienzo et al. 2007).

Fig. 1 shows the V , $V - I$ CMDs (based on the SUBARU dataset) of objects in four annular regions at increasing distance from the cluster center: $50'' < r < 4.5'$ (panel *a*, 36262 objects, 91 variable stars); $4.5' < r < 8.74'$ (panel *b*, 6116 objects, 7 variables); $8.74' < r < 10.5'$ (panel *c*, 1592 objects, zero variables); and $16.5' < r < 18'$ (panel *d*, 594 objects, 1 variable: a field δ Scuti star), whose areas are in the ratio 1:3:2:1. Only objects with $\chi < 1.2$, σ_V and $\sigma_I \leq 0.2$ mag, are displayed. Panel (d) shows the CMD of an external field devoid of cluster stars with same area as the cluster region in panel (a) and thus provides an indication of the contamination by field stars in panel (a).

³IRAF is distributed by the National Optical Astronomical Observatories, which are operated by the Association of Universities for Research in Astronomy, Inc., under cooperative agreement with the National Science Foundation

⁴Available at <http://cadwww.dao.nrc.ca/standards/>

3. The Variable Star Population

PR identified 41 variable stars in their photographic study of NGC 2419: 25 *ab*- and 7 *c*-type RR Lyrae stars, 1 Population II Cepheid, 4 red irregular/semiregular variables, and further 4 variables for which they did not provide period and classification. PR V39 was later recognized as double-mode RR Lyrae star (Clement & Nemec 1990). We recovered and derived reliable periods for all the previously known variable stars in NGC 2419, and detected 60 new variables that are mainly located in the cluster central regions. The new variables include: 11 *ab*- and 28 *c*-type RR Lyrae stars, 12 SX Phoenicis stars, 3 binaries, 1 long period variable (LPV) near the red giant tip, 2 field δ Scuti stars, and 3 variables of unknown type. Light curves for different types of variables are shown in Fig. 2. The high performance of the image subtraction to detecting small amplitude variables in very crowded fields allowed us the discovery of a remarkably large number (28 objects) of *c*-type RR Lyrae stars increasing fivefold the statistics of the RRc stars previously known in NGC 2419. Most of the new RRc's as well as the new RRab stars with longer periods were missed by PR due to their small amplitude and the location towards the cluster center. Addition of the new discoveries, brings the number of RR Lyrae stars in NGC 2419 to 38 RRab, 36 RRc and 1 RRd star, and changes the ratio of number of RRc over number of RRc+RRab stars from 0.28 (PR) to 0.49, in much better agreement with typical values of the OoII clusters. We also revise the cluster HB morphology parameter HBR (Lee, Demarque & Zinn 1990, and reference therein) from 0.86 (Harris 1996), to about 0.76 (after decontamination by field stars, see Di Criscienzo et al. 2007). Average periods are: $\langle P_{ab} \rangle = 0.662$ d ($\sigma = 0.055$, average on 38 stars), and $\langle P_c \rangle = 0.366$ d, ($\sigma = 0.038$, average on 36 stars), for fundamental-mode and first-overtone RR Lyrae stars, respectively, to compare with $\langle P_{ab} \rangle = 0.654$ d and $\langle P_c \rangle = 0.384$ d from PR. The new values confirm and strengthen the classification of NGC 2419 as OoII cluster. The minimum period of the RRab stars, $P_{ab_{min}} = 0.576$ d (star V40, for which PR could not derive period information), is in perfect agreement with values of prototype OoII clusters like M15 and M68. Fig. 3 shows the *V*-band period-amplitude distribution (Bailey diagram) of the NGC 2419 RR Lyrae stars. The bulk of RRab variables lies in the region occupied by the OoII GGCs (dot-dashed line, from Clement & Rowe 2000), confirming the OoII nature of NGC 2419, the few stars between Oo I and II lines being entirely accounted for by crowded objects and possible undetected Blazkho variables (Blazkho 1907; see discussion in Di Criscienzo et al. 2007). For a comparison, we also show in Fig. 3 the period-amplitude distributions of the *bona fide* regular (*solid curve*) and well-evolved (*dashed curve*) *ab* RR Lyrae stars in M3 from Cacciari et al. (2005). The average apparent magnitude of the NGC 2419 RR Lyrae stars is $\langle V(\text{RR}) \rangle = 20.31 \pm 0.01$ ($\sigma = 0.06$, average on 67 stars) excluding objects contaminated by companions. This value, combined with the cluster metallicity ($[\text{Fe}/\text{H}] = -2.1$ dex, Suntzeff et al. 1988) and reddening, is used to esti-

mate the cluster distance. Harris (1996) reports $E(B - V) = 0.11 \pm 0.01$ mag (from the average of various sources), while a lower value $E(B - V) = 0.065 \pm 0.010$ is derived on the basis of the Schlegel et al. (1998) maps. We find $E(B - V) = 0.08 \pm 0.01$ mag by matching the edges of the RR Lyrae instability strip of NGC 2419 to those of M68 (Walker 1994, $E(B - V)_{M68} = 0.07 \pm 0.01$) and M5 (Reid 1996, $E(B - V)_{M5} = 0.020 \pm 0.01$ mag), in good agreement with Schlegel et al. (1998). Assuming for the absolute luminosity of the RR Lyrae stars at $[\text{Fe}/\text{H}] = -1.5$, $M_V = 0.59 \pm 0.03$ (Cacciari & Clementini 2003), $\Delta M_V / [\text{Fe}/\text{H}] = 0.214$ (± 0.047) mag/dex (Clementini et al. 2003) for the slope of the luminosity metallicity relation, $E(B - V) = 0.08$ mag, and $[\text{Fe}/\text{H}] = -2.1$ dex, the distance modulus of NGC 2419 derived from the mean luminosity of its RR Lyrae stars is: $\mu_0 = 19.60 \pm 0.05$ ($D = 83.2 \pm 1.9$ kpc).

NGC 2419 hosts many blue straggler stars (BSS). Among them we detected 1 binary system and 12 pulsating variables with periods in the range from 0.041 to 0.140 d and several secondary periodicities. They are likely cluster SX Phoenicis stars (see Di Criscienzo et al. 2007). One of them is located at $r \simeq 15'$ from the cluster center.

4. The Color-Magnitude Diagram

Fig. 1 shows that the bulk of the NGC 2419 stars and variables is within $r \leq 4.5'$ from the center (panel *a*). Cluster stars are found beyond the published tidal radius ($8.74'$, Trager et al. 1995) until $r \simeq 10.5'$ (see panel *b*) and possibly as far as $r \simeq 15'$. The CMD appears to be dominated by field stars and contaminating galaxies for $r > 15'$. The main features of the NGC 2419 CMD are (panels *a*, *b*): a well defined Main-Sequence reaching about 2.6 mag below the cluster TO at $V \sim 23.4$ mag, with no clear evidence of multiple substructures. The red giant branch (RGB) is narrow, ruling out significant differences in composition among cluster stars. The HB is well populated to the blue and has very few stars redder than the RR Lyrae. Most striking features are the well defined BSS sequence outlined by many SX Phoenicis stars, and the extremely prolonged HB blue tail, extending down to $V \sim 24.7$ mag, (i.e. $M_V \sim 5$) with a gap between $V \sim 23.4$ and 23.8 mag. This group of extremely hot stars, cannot be fitted by theoretical models of extreme HB stars (e.g. Pietrinferni et al. 2006 post-Helium flash theoretical models⁵ for the proper composition of NGC 2419) since “blue-hook” stars experience the Helium flash after leaving the RGB. First detected by Whitney et al. (1998) and D’Cruz et al. (1998) in their analysis of the ω Cen HB, “blue-hook” stars have been found so far only in very few GGCs (ω Cen, M54, NGC 2808, NGC6388, NGC6273, see Rosenberg et al. 2004, Momany et al. 2007).

⁵Available at <http://www.te.astro.it/BASTI/index.php>

5. Discussion and Conclusions

The results presented in this Letter provide some constraints on the hypotheses put forward for the origin of NGC 2419. The finding that the cluster confirms to be of OoII type, like “normal” low metallicity GGCs as M15 and M68, makes its extra-galactic origin unlikely, since GCs in external galaxies generally have properties intermediate between OoI and II types (Catelan 2005). The lack of multiple populations or metallicity spreads does not corroborate the hypothesis that NGC 2419 might be the core of a defunct galaxy either. In addition, no cluster extra-tidal structures are clearly seen in our data beyond $r \sim 15'$ to support Newberg et al. (2003) suggestion of a past association with the Sgr dSph, a claim also disfavored by the Sgr field and cluster (M54) RR Lyrae stars having properties on the long-period tail of the OoI group and intermediate between Oo types, respectively (Cseresnješ 2001; Cacciari et al. 2002). From our data NGC 2419 appears indeed a very normal, low metallicity Galactic GC, the only exception being the HB “blue-hook”, a feature detected so far only in very few globulars and, most noteworthy, in those showing multiple main sequences and/or of likely extragalactic origin: NGC 2808 (Piotto et al. 2007); ω Cen (Villanova et al. 2007); and M54 (Layden & Sarajedini 2000). However, the only property these clusters seem to share is a large integrated luminosity (Rosenberg et al. 2004). On the other hand, NGC 2419 peculiar position on the $\log \sigma_0$ vs M_V and R_h vs M_V planes remains unexplained. *“Clearly there are still all kinds of mysteries that we do not yet understand at the intercept between dwarf spheroidal galaxies and globular clusters”* (Sidney van den Bergh 2007, private communication).

Financial support for this study was provided by MIUR, under the scientific projects 2004020323, (P.I.: M. Capaccioli) and PRIN-INAF 2005 (P.I.: M. Tosi).

REFERENCES

- Alard, C., 2000, A&AS, 144, 363
- Bedin, L. R., Piotto, G., Anderson, J., Cassisi, S., King, I. R., Momany, Y., Carraro, G. 2004, ApJ, 605, L125
- Blazhko, S. 1907, Astron. Nachr., 175, 325
- Cacciari, C., Bellazzini, M., & Colucci, S. 2002, in Extragalactic Star Clusters, IAUS 207, 168

- Cacciari, C., & Clementini, G., 2003, in *Stellar Candles for the Extragalactic Distance Scale*, ed. D. Alloin and W. Gieren (Berlin: Springer), 105
- Cacciari, C., Corwin, T. M., & Carney, B. W. 2005, *AJ*, 129, 267
- Catelan, M., 2005, (astro-ph/0507464)
- Christian, C. A., Heasley, J. N., 1988, *AJ*, 95, 1422
- Clement, C. M., & Nemec, J. 1990, *AJ*, 99, 240
- Clement, C. M., & Rowe, J. F, 2000, *AJ*, 120, 2579
- Clementini, G., et al. 2000, *AJ*, 120, 2054
- Clementini, G., Gratton, R., Bragaglia, A., Carretta, E., Di Fabrizio, L., & Maio, M. 2003, *AJ*, 125, 1309
- Cseresnjes, P. 2001, *A&A*, 375, 909
- D’Cruz, N. L., et al. 2000, *ApJ*, 530, 352
- de Grijs, R., Wilkinson, M. I., & Tadhunter, C. N. 2005, *MNRAS*, 361, 311
- Di Fabrizio, L. 1999, M.S. Thesis, Università degli studi di Bologna
- Faber, S. M., & Jackson, R. E. 1976, *ApJ*, 204, 668
- Harris, W. E. 1996, *AJ*, 112, 1487
- Harris, W. E., et al. 1997, *AJ*, 114, 1030
- Layden, A. C., & Sarajedini, A. 2000, *AJ*, 119, 1760
- Lee, Y. W., Demarque, P., & Zinn, R. 1990, *ApJ*, 350, 155
- Mackey, A. D., & van den Bergh, S. 2004, *MNRAS*, 354, 713
- Mackey, A. D., & van den Bergh, S. 2005, *MNRAS*, 360, 631
- Momany, Y., Held, E.V., Saviane, I., Zaggia S., Rizzi, L., & Gullieuszik, M. 2007, (astro-ph/07041430)
- Newberg, H. J., et al. 2003, *ApJ*, 596, L191
- Oosterhoff, P. T. 1939, *Bull. Astron. Inst. Netherlands*, 9, 11

- Pietrinferni, A., Cassisi, S., Salaris, M., & Castelli, F. 2006, *ApJ*, 642, 797
- Pinto, G., & Rosino, L., 1977, *A&A*, 28, 427
- Piotto, G., et al. 2007, *ApJ*, 661, L23
- Reid, N. 1996, *MNRAS*, 278, 367
- Rey, S.-C., Lee, Y.-W., Ree, C. H., Joo, J.-M., Sohn, Y.-J., & Walker, A. R. 2004, *AJ*, 127, 958
- Rosenberg, A., Recio-Blanco, A., & García-Marín, M. 2004, *ApJ*, 603, 135
- Saha, A., Dolphin, A. E., Thim, F., & Whitmore, B. 2005, *PASP*, 117, 37
- Schlegel, D.J., Finkbeiner, D.P., & Davis, M. 1998, *ApJ*, 500, 525
- Schwarzenberg-Czerny, A. 1996, *ApJ*, 460, L107
- Sirianni, M., et al. 2005, *PASP*, 117, 1049
- Sollima, A., Pancino, E., Ferraro, F. R., Bellazzini, M., Straniero, O., & Pasquini, L. 2005, *ApJ*, 634, 332
- Stetson, P. B. 1987, *PASP*, 99, 191
- Stetson, P. B. 1994, *PASP*, 106, 250
- Stetson, P. B. 1998, *PASP*, 110, 1448
- Stetson, P. B. 2005, *PASP*, 117, 563
- Suntzeff, N. B., Kraft, R. P., & Kinman, T. D., 1988, *AJ*, 95, 91
- Trager, S. C., King, I. R., & Djorgovski, S., 1995, *AJ*, 109, 218
- van den Bergh, S. 1993, *ApJ*, 411, 178
- van den Bergh, S. 1995, *AJ*, 110, 3119
- Villanova, S., et al. 2007, (astro-ph/0703208)
- Walker, A.R. 1994, *AJ*, 108, 555
- Whitney, J. H., et al. 1998, *ApJ*, 495, 284

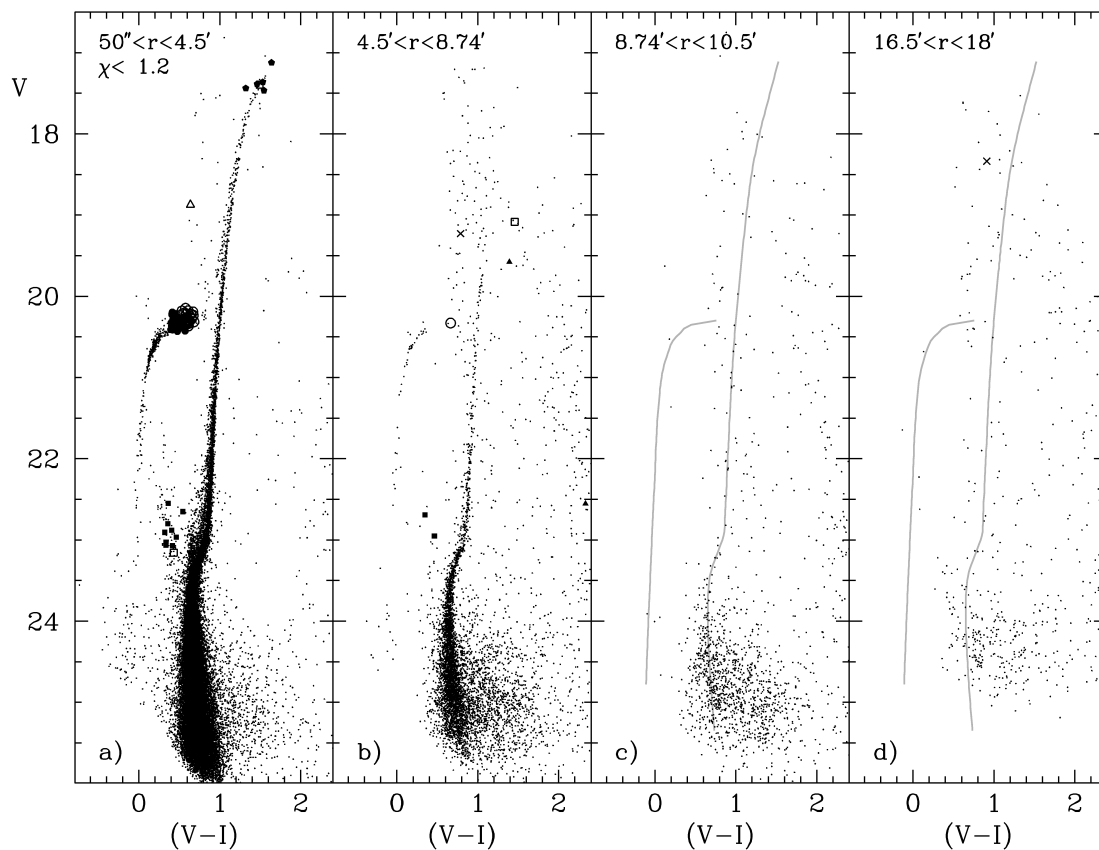


Fig. 1.— V , $V - I$ CMD of NGC 2419 in four annular regions at increasing distance from the cluster center (see labels), with the variable stars plotted in different symbols. Open circles: ab -type RR Lyrae stars; filled circles: first overtone and double-mode pulsators; open triangle: Population II Cepheid; filled squares: SX Phoenicis stars; open squares: binary systems; pentagons: long period and semiregular variables; X signs: δ Scuti stars; filled triangles: variables of unknown type. Grey lines in panels c , d are the cluster ridge lines drawn from the CMD in panel a .

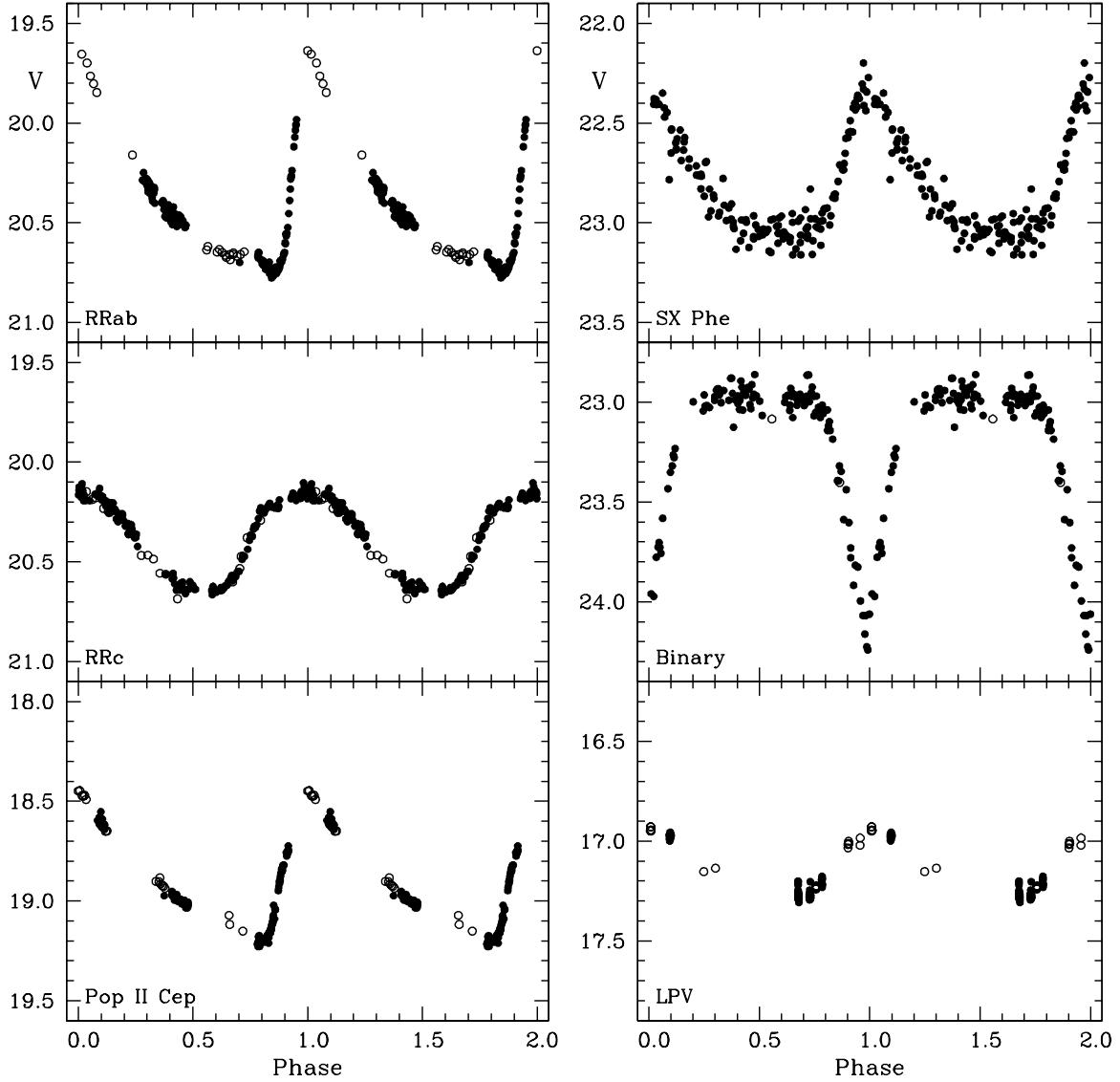


Fig. 2.— V light curves of different types of variable stars in NGC 2419. From top to bottom, left panel: ab -, c -type RR Lyrae stars, Population II Cepheid; right panel: SX Phoenicis star, binary system, long period variable. Filled and open circles are SUBARU and TNG data, respectively.

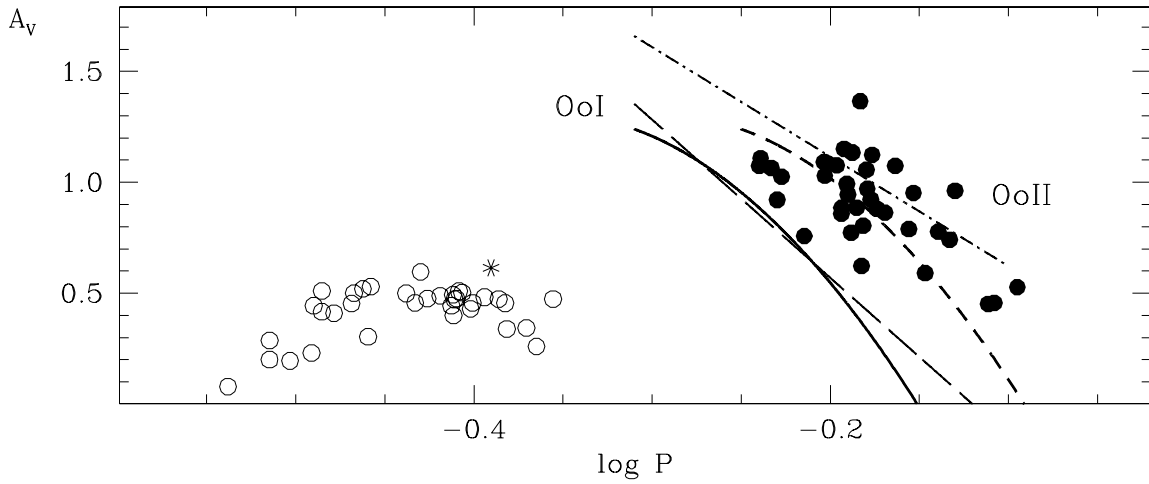


Fig. 3.— V -band period-amplitude diagram for RR Lyrae stars in NGC 2419. Filled and open circles are ab - and c -type RR Lyrae stars, respectively. The asterisk is the double-mode star. The *straight lines* are the positions of the Oosterhoff type I (OoI) and II (OoII) Galactic GC's according to Clement & Rowe (2000). Period-amplitude distributions of the *bona fide* regular (*solid curve*) and well-evolved (*dashed curve*) ab RR Lyrae stars in M3 from Cacciari et al. (2005) are also shown for a comparison.