

Game-Theoretic Power Control in Impulse Radio UWB Wireless Networks

Giacomo Bacci,* Marco Luise* and H. Vincent Poor†

* University of Pisa - Dip. Ingegneria dell'Informazione - Via Caruso, 16 - 56122 Pisa, Italy

Email: giacomo.bacci@iet.unipi.it; marco.luise@iet.unipi.it

† Princeton University - Dept. of Electrical Engineering - Olden Street - 08544 Princeton, NJ, USA

Email: poor@princeton.edu

Abstract—In this paper, a game-theoretic model for studying power control for wireless data networks in frequency-selective multipath environments is analyzed. The uplink of an impulse-radio ultrawideband system is considered. The effects of self-interference and multiple-access interference on the performance of Rake receivers are investigated for synchronous systems. Focusing on energy efficiency, a noncooperative game is proposed in which users in the network are allowed to choose their transmit powers to maximize their own utilities, and the Nash equilibrium for the proposed game is derived. It is shown that, due to the frequency selective multipath, the noncooperative solution is achieved at different signal-to-interference-plus-noise ratios, respectively of the channel realization. A large-system analysis is performed to derive explicit expressions for the achieved utilities. The Pareto-optimal (cooperative) solution is also discussed and compared with the noncooperative approach.

I. INTRODUCTION

As the demand for wireless services increases, the need for efficient resource allocation and interference mitigation in wireless data networks becomes more and more crucial. A fundamental goal of radio resource management is transmitter power control, which aims to allow each user to achieve the required quality of service (QoS) at the uplink receiver without causing unnecessary interference to other users in the system. Another key issue in wireless system design is energy consumption at user terminals, since the terminals are often battery-powered. Recently, game theory has been used as an effective tool to study power control in data networks [1]–[8]. In [1], the authors provide motivations for using game theory to study power control in communication systems and ad-hoc networks. In [2], power control is modeled as a noncooperative game in which the users choose their transmit powers to maximize their utilities, defined as the ratio of throughput to transmit power. In [3], a network-assisted power-control scheme is proposed to improve the overall utility of a direct-sequence code-division multiple access (DS-CDMA) system. In [4], [5], the authors use pricing to obtain a more efficient solution for the power control game. Joint network-centric and user-centric power control are discussed in [6]. In [7], the authors propose a power control game for multicarrier CDMA (MC-CDMA) systems, while in [8] the effects of the

receiver have been considered, particularly extending the study to multiuser detectors and multiantenna receivers.

This work considers power control in ultrawideband (UWB) systems. UWB technology is considered to be a potential candidate for next-generation short-range high-speed data transmission, due to its large spreading factor (which implies large multiuser capacity) and low power spectral density (which allows coexistence with incumbent systems in the same frequency bands). Commonly, impulse-radio (IR) systems, which transmit very short pulses with a low duty cycle, are employed to implement UWB systems [9]. In an IR system, a train of pulses is sent and the information is usually conveyed by the position or the polarity of the pulses, which correspond to Pulse Position Modulation (PPM) and Binary Phase Shift Keying (BPSK), respectively. To provide robustness against multiple access interference (MAI), each information symbol is represented by a sequence of pulses; the positions of the pulses within that sequence are determined by a pseudo-random time-hopping (TH) sequence that is specific to each user [9]. In “classical” impulse radio, the polarity of those pulses representing an information symbol is always the same, whether PPM or BPSK is employed [9]. Recently, pulse-based polarity randomization was proposed [10], where each pulse has a random polarity code in addition to the modulation scheme, providing additional robustness against MAI [11] and helping to optimize the spectral shape according to US Federal Communications Commission (FCC) specifications [12]. Due to the large bandwidth, UWB signals have a much higher temporal resolution than conventional narrowband or wideband signals. Hence, channel fading cannot be assumed to be flat [13], and self-interference (SI) must be taken into account [14]. To the best of our knowledge, this paper is the first to study the problem of radio resource allocation in a frequency-selective multipath environment using a game-theoretic approach. Previous work in this area has assumed flat fading [15]–[17].

Our focus throughout this work is on energy efficiency. In this kind of application it is often more important to maximize the number of bits transmitted per Joule of energy consumed than to maximize throughput. We thus propose a noncooperative (distributed) game in which users are allowed to choose their transmit powers according to a utility-maximization criterion.

This work was supported in part by the U.S. Defense Advanced Research Projects Agency under Grant No. HR0011-06-1-0052, and in part by the Network of Excellence in Wireless Communications NEWCOM of the European Commission FP6 under Contract No. 507325.

The remainder of this paper is organized as follows. In Sect. II, we provide some background for this work. The system model is given in Sect. III. We describe our power control game in Sect. IV and analyze the Nash equilibrium for this game. In Sect. V, we use the game-theoretic framework along with a large-system analysis to evaluate the performance of the system in terms of transmit powers and achieved utilities. The Pareto-optimal (cooperative) solution to the power control game is discussed in Sect. VI, and its performance is compared with that of the noncooperative approach. Numerical results are discussed in Sect. VII, and finally some conclusions are drawn in Sect. VIII.

II. BACKGROUND

Consider the uplink of an IR-UWB data network, where every user wishes to locally and selfishly choose its action to maximize its own utility function. The strategy chosen by a user affects the performance of the other users in the network through MAI. Furthermore, since a realistic IR-UWB transmission takes place in frequency-selective multipath channels, the effect of SI cannot be neglected.

Game theory [1] is the natural framework for modeling and studying such interactions. To pose the power control problem as a noncooperative game, we first need to define a utility function suitable for measuring energy efficiency for wireless data applications. A tradeoff relationship is apparent to exist between obtaining high signal-to-interference-plus-noise ratio (SINR) and consuming low energy. These issues can be quantified [2] by defining the utility function of the k th user to be the ratio of its throughput T_k to its transmit power p_k , i.e.

$$u_k(\mathbf{p}) = \frac{T_k}{p_k}, \quad (1)$$

where $\mathbf{p} = [p_1, \dots, p_K]$ is the vector of transmit powers, with K denoting the number of users in the network. Throughput here refers to the net number of information bits that are received without error per unit time (sometimes referred to as *goodput*). It can be expressed as

$$T_k = \frac{D}{M} R_k f_s(\gamma_k), \quad (2)$$

where D and M are the number of information bits and the total number of bits in a packet, respectively; R_k and γ_k are the transmission rate and the SINR for the k th user, respectively; and $f_s(\gamma_k)$ represents the packet success rate (PSR), i.e., the probability that a packet is received without an error. Our assumption is that a packet will be retransmitted if it has one or more bit errors. The PSR depends on the details of the data transmission, including its modulation, coding, and packet size. In most practical cases, however, $f_s(\gamma_k)$ is increasing and S-shaped¹ (sigmoidal). For example, in the case of BPSK TH-IR systems in multipath fading channels, $f_s(\gamma_k)$ is given by $(1 - Q(\sqrt{\gamma_k}))^M$, where $Q(\sqrt{\gamma_k})$ is the bit error rate (BER)

¹An increasing function is S-shaped if there is a point above which the function is concave, and below which the function is convex.

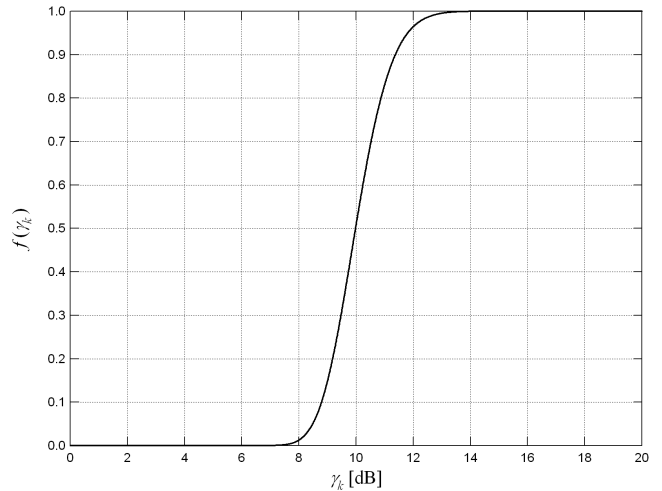


Fig. 1. Typical efficiency function.

of user k , with $Q(\cdot)$ denoting the complementary cumulative distribution function of a standard normal random variable.

To prevent the mathematical anomalies described in [2], we replace PSR with an *efficiency function* $f(\gamma_k)$ when calculating the throughput for our utility function.² A useful example for the efficiency function is $f(\gamma_k) = (1 - e^{-\gamma_k/2})^M$, which serves as a reasonable approximation to the PSR for moderate-to-large values of M . The plot of this efficiency function is given in Fig. 1 with $M = 100$ (see [18] for a detailed discussion of this efficiency function).

However, our analysis throughout this paper is valid for any efficiency function that is increasing, S-shaped, and continuously differentiable, with $f(0) = 0$, $f(+\infty) = 1$, and $f'(0) = 0$. These assumptions are valid in many practical systems. Furthermore, we assume that all users have the same efficiency function. Generalization to the case where the efficiency function is dependent on k is straightforward. Note that the throughput T_k in (2) could also be replaced with the Shannon capacity formula if the utility function in (1) is appropriately modified to ensure that $u_k(\mathbf{p}) = 0$ when $p_k = 0$.

Combining (1) and (2), and replacing the PSR with the efficiency function, we can write the utility function of the k th user as

$$u_k(\mathbf{p}) = \frac{D}{M} R_k \frac{f(\gamma_k)}{p_k}. \quad (3)$$

This utility function, which has units of bits/Joule, represents the total number of data bits that are delivered to the destination without an error per Joule of energy consumed, capturing the tradeoff between throughput and battery life. Fig. 2 shows the shape of the utility function in (3) as a function of transmit power keeping other users' transmit power fixed (the meaning of p^* and u^* will be provided in the following).

²Although $f(\gamma_k)$ is introduced for analytical tractability, it is worth noting that typical SINRs yield negligible differences between PSR and $f(\gamma_k)$.

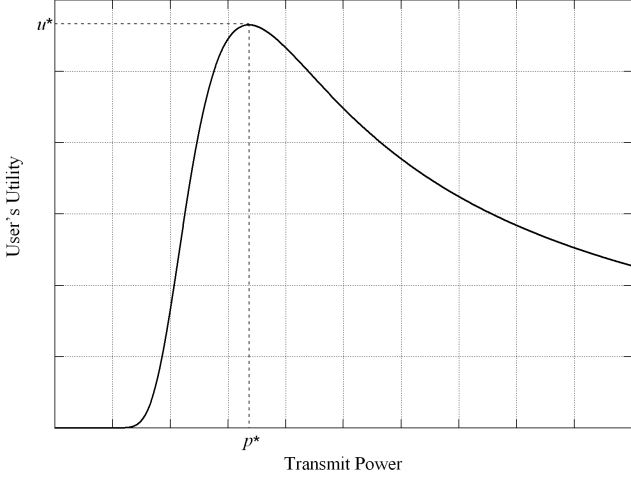


Fig. 2. User's utility as a function of transmit power for fixed interference.

III. SYSTEM MODEL

We consider a BPSK random TH-IR system³ with K users in the network transmitting to a receiver at a common concentration point. The processing gain of the system is assumed to be $N = N_f \cdot N_c$, where N_f is the number of pulses that represent one information symbol, and N_c denotes the number of possible pulse positions in a frame [9]. The transmission is assumed to be over *frequency selective channels*, with the channel for user k modeled as a tapped delay line:

$$c_k(t) = \sum_{l=1}^L \alpha_l^{(k)} \delta(t - (l-1)T_c - \tau_k), \quad (4)$$

where T_c is the duration of the transmitted UWB pulse, which is the minimum resolvable path interval; L is the number of channel paths; and $\alpha_k = [\alpha_1^{(k)}, \dots, \alpha_L^{(k)}]$ and τ_k are the fading coefficients and the delay of user k , respectively. Considering a chip-synchronous scenario, the symbols are misaligned by an integer multiple of the chip interval T_c : $\tau_k = \Delta_k T_c$, for every k , where Δ_k is uniformly distributed in $\{0, 1, \dots, N-1\}$. In addition we assume that the channel characteristics remain unchanged over a number of symbol intervals. This can be justified since the symbol duration in a typical application is on the order of tens or hundreds of nanoseconds, and the coherence time of an indoor wireless channel is on the order of tens of milliseconds.

Especially in indoor environments, multipath channels can have hundreds of multipath components due to the high resolution of UWB signals. In such cases, linear receivers such as matched filters (MFs), pulse-discarding receivers [19], and multiuser detectors (MUDs) [20] cannot provide good performance, since more collisions will occur through multipath components. In order to mitigate the effect of multipath fading as much as possible, we consider a base station where K

³Throughout all the paper, we analyze IR-UWB systems with polarity code randomization [10].

All-Rake (ARake) receivers [21] are used.⁴ In particular, the ARake receiver for user k is composed of L fingers, where the vector $\beta_k = \alpha_k$ represents the combining weights for user k .

The SINR of user k at the output of the Rake receiver can be approximated (for large N_f , typically at least 5) by [14]

$$\gamma_k = \frac{h_k^{(\text{SP})} p_k}{h_k^{(\text{SI})} p_k + \sum_{\substack{j=1 \\ j \neq k}}^K h_{kj}^{(\text{MAI})} p_j + \sigma^2}, \quad (5)$$

where σ^2 is the variance of the additive white Gaussian noise (AWGN) at the receiver, and the gains are expressed by

$$h_k^{(\text{SP})} = \|\alpha_k\|^2, \quad (6)$$

$$h_k^{(\text{SI})} = \frac{1}{N} \frac{\|2\Phi \cdot \mathbf{A}_k^H \cdot \alpha_k\|^2}{\|\alpha_k\|^2}, \quad (7)$$

$$h_{kj}^{(\text{MAI})} = \frac{1}{N} \frac{\|\mathbf{A}_k^H \cdot \alpha_j\|^2 + \|\mathbf{A}_j^H \cdot \alpha_k\|^2 + |\alpha_k^H \cdot \alpha_j|^2}{\|\alpha_k\|^2}, \quad (8)$$

where the matrices

$$\mathbf{A}_k = \begin{pmatrix} \alpha_L^{(k)} & \cdots & \cdots & \alpha_2^{(k)} \\ 0 & \alpha_L^{(k)} & \cdots & \alpha_3^{(k)} \\ \vdots & \ddots & \ddots & \vdots \\ 0 & \cdots & 0 & \alpha_L^{(k)} \\ 0 & \cdots & \cdots & 0 \end{pmatrix}, \quad (9)$$

and

$$\Phi = \text{diag} \{\varphi_1, \dots, \varphi_{L-1}\}, \quad \varphi_l = \sqrt{\frac{\min\{L-l, N_c\}}{N_c}}, \quad (10)$$

have been introduced for convenience of notation.

By considering frequency selective channels, the transmit power of the k th user, p_k , does appear not only in the numerator of (5), but also in the denominator, owing to the SI due to multiple paths. In the following sections, we extend the approach of game theory to multipath channels, accounting for the SI in addition to MAI and AWGN. The problem is more challenging than with a single path since each user achieves a different SINR at the output of its Rake receiver.

IV. THE NONCOOPERATIVE POWER CONTROL GAME

In this section, we propose a noncooperative power control game (NPCG) in which every user seeks to maximize its own utility by choosing its transmit power. Let $G = [\mathcal{K}, \{P_k\}, \{u_k(\mathbf{p})\}]$ be the proposed noncooperative game where $\mathcal{K} = \{1, \dots, K\}$ is the index set for the terminal users; $P_k = [\underline{p}_k, \bar{p}_k]$ is the strategy set, with \underline{p}_k and \bar{p}_k denoting minimum and maximum power constraints, respectively; and $u_k(\mathbf{p})$ is the payoff function for user k [5]. Throughout this paper, we assume $\underline{p}_k = 0$ and $\bar{p}_k = \bar{p} > 0$ for all $k \in \mathcal{K}$.

⁴For ease of calculation, perfect channel estimation is considered throughout the paper.

Formally, the NPCG can be expressed as

$$\max_{p_k \in P_k} u_k(\mathbf{p}) = \max_{p_k \in P_k} u_k(p_k, \mathbf{p}_{-k}) \quad \forall k \in \mathcal{K}, \quad (11)$$

where \mathbf{p}_{-k} denotes the vector of transmit powers of all terminals except the terminal k . Assuming equal transmission rate for all users, (11) can be rewritten as

$$\max_{p_k \in P_k} \frac{f(\gamma_k(p_k, \mathbf{p}_{-k}))}{p_k} \quad \forall k \in \mathcal{K}, \quad (12)$$

where we have explicitly shown that γ_k is a function of \mathbf{p} .

The solution that is most widely used for game theoretic problems is the *Nash equilibrium*. A Nash equilibrium is a set of strategies such that no user can unilaterally improve its own utility. Formally, a power vector $\mathbf{p} = [p_1, \dots, p_K]$ is a Nash equilibrium of $G = [\mathcal{K}, \{P_k\}, \{u_k(\mathbf{p})\}]$ if, for every $k \in \mathcal{K}$, $u_k(p_k, \mathbf{p}_{-k}) \geq u_k(p'_k, \mathbf{p}_{-k})$ for all $p'_k \in P_k$.

Theorem 1: A Nash equilibrium exists in the NPCG $G = [\mathcal{K}, \{P_k\}, \{u_k(\mathbf{p})\}]$. Furthermore, the unconstrained maximization of the utility function occurs when each user k achieves an SINR γ_k^* solution of

$$\gamma_k^* (1 - \gamma_k^*/\gamma_{0,k}) = f(\gamma_k^*)/f'(\gamma_k^*), \quad (13)$$

where

$$\gamma_{0,k} = \frac{h_k^{(\text{SP})}}{h_k^{(\text{SI})}} = N \cdot \frac{\|\boldsymbol{\alpha}_k\|^4}{\|2\boldsymbol{\Phi} \cdot \mathbf{A}_k^H \cdot \boldsymbol{\alpha}_k\|^2} > 0 \quad (14)$$

and $f'(\gamma_k) = df(\gamma_k)/d\gamma_k$.

Lemma 1: The solution γ_k^* of (13) satisfies the condition

$$0 \leq \gamma_k^* < \gamma_{0,k}. \quad (15)$$

Proofs of Theorem 1 and Lemma 1 have been omitted because of space limitation. They can be found in [22].

The Nash equilibrium can be seen from another point of view. The power level chosen by a *rational* self-optimizing user constitutes a *best response* to the powers chosen by other players. Formally, terminal k 's best response $r_k : P_{-k} \rightarrow P_k$ is the correspondence that assigns to each $\mathbf{p}_{-k} \in P_{-k}$ the set

$$r_k(\mathbf{p}_{-k}) = \{p_k \in P_k : u_k(p_k, \mathbf{p}_{-k}) \geq u_k(p'_k, \mathbf{p}_{-k})\} \\ \text{for all } p'_k \in P_k, \quad (16)$$

where P_{-k} is the strategy space of all users excluding user k .

The Nash equilibrium can be restated in a compact form: the vector \mathbf{p} is a Nash equilibrium of the NPCG $G = [\mathcal{K}, \{P_k\}, \{u_k(\mathbf{p})\}]$ if and only if $p_k \in r_k(\mathbf{p}_{-k})$ for all $k \in \mathcal{K}$.

Prop. 1: Using (16), with a slight abuse of notation, user k 's best response to a given interference vector \mathbf{p}_{-k} is [5]

$$r_k(\mathbf{p}_{-k}) = \min(\bar{p}, p_k^*), \quad (17)$$

where $p_k^* = \arg \max_{p_k \in \mathbb{R}^+} u_k(p_k, \mathbf{p}_{-k})$ is the unconstrained maximizer of the utility in (3) (see Fig. 2). Furthermore, p_k^* is unique.

Proof: Using Theorem 1, for a given interference, the SINR γ_k^* corresponds to the transmit power p_k^* :

$$p_k^* = \frac{\gamma_k^* \left(\sum_{j \neq k} h_{kj}^{(\text{MAI})} p_j + \sigma^2 \right)}{h_k^{(\text{SP})} (1 - \gamma_k^*/\gamma_{0,k})}. \quad (18)$$

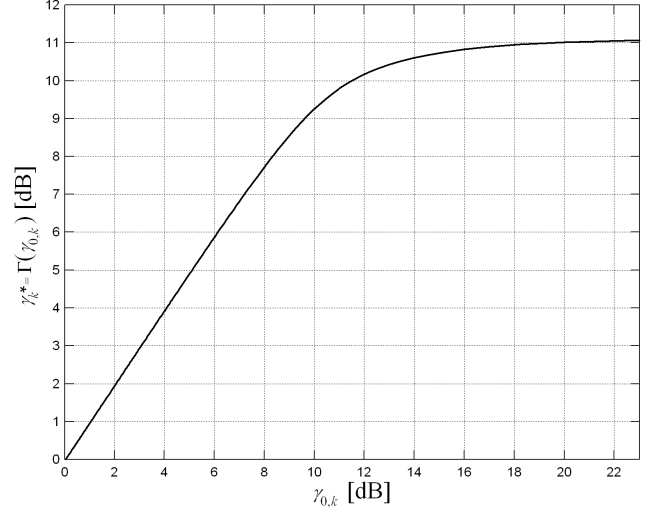


Fig. 3. Shape of γ_k^* as a function of $\gamma_{0,k}$ ($M = 100$).

Since γ_k^* is the unique maximizer of the utility, the correspondence between the transmit power and the SINR must be studied. As can be verified, (18) represents the equation of a hyperbola passing through the origin, with the asymptotes parallel to the Cartesian axes. In particular, the vertical asymptote is $\gamma_k^* = \gamma_{0,k}$. Therefore, using Lemma 1, there exists a one-to-one correspondence between the transmit power, $p_k^* \in [0, +\infty)$, and the SINR, $\gamma_k^* \in [0, \gamma_{0,k})$. Thus, the transmit power p_k^* is also unique. If $p_k^* \notin P_k$ for some user k , since it is not a feasible point, then p_k^* cannot be the best response to \mathbf{p}_{-k} . In this case, we observe that $\partial u_k(\mathbf{p})/\partial p_k \leq 0$ for any $\gamma_k \leq \gamma_k^*$, and hence for any $p_k \leq p_k^*$. This implies that the utility function is increasing in that region. Since \bar{p} is the largest power in the strategy space, it yields the highest utility among all $p_k \leq \bar{p}$ and thus is the best response to \mathbf{p}_{-k} . ■

The conclusion is that, at any equilibrium of the NPCG, a terminal either attains the utility maximizing SINR γ_k^* or it fails to do so and transmits at maximum power \bar{p} .

Theorem 2: The NPCG has a unique Nash equilibrium. Proof of Theorem 2 can be found in [22].

V. ANALYSIS OF THE NASH EQUILIBRIUM

In the previous section, it is seen that a Nash equilibrium for the NPCG exists and is unique. In the following, we study the properties of this equilibrium. It is worth emphasizing that, unlike previous work in this area, γ_k^* is dependent on k , because of the SI in (5). Hence, each user attains a different SINR. More importantly, the only term dependent on k in (13) is $\gamma_{0,k}$, which is affected only by the channel of user k . This means that γ_k^* can be assumed to be constant when the channel characteristics remain unchanged, irrespectively of the transmit powers \mathbf{p} and the channel coefficients of the other users. For convenience of notation, we can express γ_k^* as a function of $\gamma_{0,k}$:

$$\gamma_k^* = \Gamma(\gamma_{0,k}). \quad (19)$$

Fig. 3 shows the shape of γ_k^* as a function of $\gamma_{0,k}$, where $f(\gamma_k) = (1 - e^{-\gamma_k/2})^M$, with $M = 100$. Even though γ_k^* is shown for values of $\gamma_{0,k}$ approaching 0 dB, it is worth emphasizing that $\gamma_{0,k} > 10$ dB in most practical situations.

As can be noticed, the NPCG proposed herein represents a generalization of the power control games discussed thoroughly in literature [2]–[8]. If $L = 1$, i.e. in a flat-fading scenario, we obtain from (7) and (14) that $\gamma_{0,k} = \infty$ for all k . This implies that γ_k^* is the same for every $k \in \mathcal{K}$, and thus it is possible to apply the approach proposed, e.g., in [5].

Assumption 1: To simplify the analysis, let us assume the typical case of multiuser UWB systems, where $N \gg K$. In addition, \bar{p} is considered sufficiently large that $p_k^* < \bar{p}$ for those users who achieve γ_k^* . In particular, when $N \gg K$, at the Nash equilibrium the following property holds:

$$h_k^{(\text{SP})} p_k^* \simeq q > 0 \quad \forall k \in \mathcal{K}. \quad (20)$$

The heuristic derivation of (20) can be justified by SI reduction due to the hypothesis $N \gg K > 1$. Using (7), $\gamma_{0,k} \gg 1$ for all k . Hence, the noncooperative solution will be similar to that studied, e.g., in [8]. The validity of this assumption will be shown in Sect. VII through simulations.

Prop. 2: A necessary and sufficient condition for a desired SINR γ_k^* to be achievable is

$$\gamma_k^* \cdot (\gamma_{0,k}^{-1} + \zeta_k^{-1}) < 1 \quad k \in \mathcal{K}, \quad (21)$$

where $\gamma_{0,k}$ is defined in (14), and $\zeta_k^{-1} = \sum_{j \neq k} h_{kj}^{(\text{MAI})} / h_j^{(\text{SP})}$.

When (21) holds, each user can reach the optimum SINR, and the minimum power solution to do so is to assign each user k a transmit power

$$p_k^* = \frac{1}{h_k^{(\text{SP})}} \cdot \frac{\sigma^2 \gamma_k^*}{1 - \gamma_k^* \cdot (\gamma_{0,k}^{-1} + \zeta_k^{-1})}. \quad (22)$$

When (21) does not hold, the users cannot achieve γ_k^* simultaneously, and some of them would end up transmitting at the maximum power \bar{p} .

Proof: Based on Prop. 1, when all users reach the Nash equilibrium, their transmit powers are

$$p_k^* = \frac{\gamma_k^* \left(\sum_{j \neq k} h_{kj}^{(\text{MAI})} p_j^* + \sigma^2 \right)}{h_k^{(\text{SP})} (1 - \gamma_k^* / \gamma_{0,k})}. \quad (23)$$

Using Assumption 1 in (23), it is straightforward to obtain:

$$q \cdot \left[1 - \gamma_k^* \cdot (\gamma_{0,k}^{-1} + \zeta_k^{-1}) \right] = \sigma^2 \gamma_k^* > 0, \quad (24)$$

which implies $\gamma_k^* \cdot (\gamma_{0,k}^{-1} + \zeta_k^{-1}) < 1$, proving necessity. It is also straightforward to show that, if each terminal k uses transmit power p_k^* as in (22), all terminals will achieve the SINR requirement, finishing the proof of sufficiency. Finally, consider any other joint distribution of powers and channel realizations, and let $q' = \inf_{k \in \mathcal{K}} \left\{ h_k^{(\text{SP})} p_k^* \right\}$. Then, by exactly the same argument as was used in the proof of necessity,

$$q' \geq \frac{\sigma^2 \gamma_k^*}{1 - \gamma_k^* \cdot (\gamma_{0,k}^{-1} + \zeta_k^{-1})} = q. \quad (25)$$

This means that assigning powers according to (22) does indeed give the minimal power solution. ■

Based on Prop. 2, the amount of transmit power p_k^* required to achieve the target SINR γ_k^* will depend not only on the gain $h_k^{(\text{SP})}$, but also on the SI term $h_k^{(\text{SI})}$ (through $\gamma_{0,k}$) and the interferers $h_{kj}^{(\text{MAI})}$ (through ζ_k). To derive some quantitative results independent of SI and MAI terms, it is possible to resort to a large systems analysis.

Assumption 2: Consider an exponential decaying averaged Power Delay Profile (aPDP) for the channel coefficients [23]. Let us assume a network where $N_c \gg 1$, $L \gg 1$, and $\sqrt[N_c]{L}/N_c = \rho$, with $\rho \ll 1$. If an ARake receiver is used,

$$\left(\gamma_{0,k}^{-1} + \zeta_k^{-1} \right) \simeq \rho \cdot (K - 1) / N_f. \quad (26)$$

The accuracy of this approximation will be verified in Sect. VII using simulations.

Prop. 3: When the hypotheses of Assumption 2 hold, using (21) and (26), a necessary and sufficient condition for the target SINR γ_k^* to be achievable is⁵

$$N_f \geq \lceil \bar{\gamma}^* \cdot \rho (K - 1) \rceil, \quad (27)$$

where $\lceil \cdot \rceil$ is the ceiling operator, and $\bar{\gamma}^* = \Gamma(\infty)$.

In addition, the desired SINR γ_k^* approaches $\bar{\gamma}^*$ for every user, thus leading to a nearly SINR-balancing scenario.

Based on Prop. 3, it is possible to provide expressions for users' transmit powers p_k^* and utilities u_k^* at the Nash equilibrium (see Fig. 2), which are independent of the channel realizations of the other users and of the SI:⁶

$$p_k^* \simeq \frac{1}{h_k^{(\text{SP})}} \cdot \frac{\sigma^2 \bar{\gamma}^*}{1 - \bar{\gamma}^* \cdot \rho \cdot (K - 1) / N_f}, \quad (28)$$

$$u_k^* \simeq h_k^{(\text{SP})} \cdot \frac{D}{M} R_k \frac{f(\bar{\gamma}^*) [1 - \bar{\gamma}^* \cdot \rho \cdot (K - 1) / N_f]}{\sigma^2 \bar{\gamma}^*}. \quad (29)$$

The validity of these claims will also be confirmed through simulations in Sect. VII.

VI. SOCIAL OPTIMUM

The solution to the power control game is said to be Pareto-optimal if there exists no other power allocation \mathbf{p} for which one or more users can improve their utilities without reducing the utility of any of the other users. It can be shown that the Nash equilibrium presented in the previous section is not Pareto-optimal. This means that it is possible to improve the utility of one or more users without harming other users. On the other hand, it can be shown that the solution to the following social problem gives the Pareto-optimal frontier [8]:

$$\mathbf{p}_{opt} = \arg \max_{\mathbf{p}} \sum_{k=1}^K \xi_k u_k(\mathbf{p}) \quad (30)$$

for $\xi_k \in \mathbb{R}^+$. Pareto-optimal solutions are, in general, difficult to obtain. Here, we conjecture that the Pareto-optimal solution

⁵In order for the analysis to be consistent, and also considering regulations by the FCC [12], it is worth noting that N_f could not be smaller than a certain threshold ($N_f \geq 5$).

⁶Of course, the amount of transmit power p_k^* needed to achieve γ_k^* is dependent on the channel realization of user k .

occurs when all users achieve the same SINRs, γ_{opt} . This approach is chosen not only because SINR balancing ensures fairness among users in terms of throughput and delay [8], but also because, for large systems, the Nash equilibrium is achieved when all SINRs are similar. We also consider the hypothesis $\xi_1 = \dots = \xi_K = 1$, suitable for a scenario without priority classes. Hence, (30) can be written as

$$\mathbf{p}_{opt} = \arg \max_{\mathbf{P}} f(\gamma) \sum_{k=1}^K \frac{1}{p_k}. \quad (31)$$

In a network where Assumptions 1 and 2 hold, at the Nash equilibrium all users achieve a certain output SINR γ with $h_k^{(SP)} p_k \simeq q(\gamma)$, where

$$q(\gamma) = (N_f \sigma^2 \gamma) / [N_f - \gamma \rho (K - 1)], \quad (32)$$

with $\rho = \sqrt{N_c} / N_c$. Therefore, (31) can be expressed as

$$\gamma_{opt} \simeq \arg \max_{\gamma} \frac{f(\gamma)}{q(\gamma)} \sum_{k=1}^K h_k^{(SP)}, \quad (33)$$

since there exists a one-to-one correspondence between γ and \mathbf{p} . It should be noted that, while the maximizations in (12) consider no cooperation among users, (31) assumes that users cooperate in choosing their transmit powers. That means that the relationship between the user's SINR and transmit power will be different from that in the noncooperative case.

Prop. 4: In a network where $N_c \gg 1$, $L \gg 1$, and $N \gg K$, the Nash equilibrium approaches the Pareto-optimal solution.

Proof: The solution γ_{opt} to (33) must satisfy the condition $(d(f(\gamma)/q(\gamma))/d\gamma)|_{\gamma=\gamma_{opt}} = 0$. Using this fact, combined with (32), gives us the equation that must be satisfied by the solution of the maximization problem in (33):

$$f'(\gamma_{opt}) \gamma_{opt} [1 - \gamma_{opt} \rho (K - 1) / N_f] = f(\gamma_{opt}). \quad (34)$$

We see from (34) that the Pareto-optimal solution differs from the solution (13) of the noncooperative utility-maximizing method, since (34) also takes into account the contribution of the interferers. In particular,

$$\gamma_{opt} = \Gamma \left(\frac{N_f}{\rho (K - 1)} \right). \quad (35)$$

Since the function $\Gamma(\cdot)$ is increasing with its argument for any S-shaped $f(\gamma)$ (as can also be seen in Fig. 3), and since $N_f / [\rho (K - 1)] \leq \gamma_{0,k}$ for all k (from (26)),

$$\gamma_{opt} \leq \gamma \leq \bar{\gamma}^*, \quad (36)$$

due to (19) and (35). On the other hand, typical values of L and N_c lead to $\rho \ll 1$. Thus, $\gamma_{opt} \rightarrow \bar{\gamma}^*$. From (36), it is apparent that $\gamma \rightarrow \bar{\gamma}^*$ as well. This means that, in almost all practical scenarios, the target SINR for the noncooperative game, γ , is close to the target SINR for the Pareto-optimal solution, γ_{opt} . Consequently, the average utility provided by the Nash equilibrium is close to the one achieved according to the Pareto-optimal solution. ■

The validity of the above claims will be verified in Sect. VII using simulations.

TABLE I
RATIO σ_q^2 / η_q^2 FOR DIFFERENT NETWORK PARAMETERS.

	(L, K)			
(N _c , N _f)	(20,8)	(20,16)	(50,8)	(50,16)
(30,10)	9.4E-4	3.2E-3	4.8E-4	1.7E-3
(30,50)	2.9E-5	6.4E-5	1.6E-5	3.4E-5
(50,10)	2.9E-4	6.8E-4	1.5E-4	3.7E-4
(50,50)	1.0E-5	2.2E-5	0.6E-5	1.2E-5
(100,10)	6.7E-5	1.5E-4	3.7E-5	7.8E-5
(100,50)	0.3E-5	0.6E-5	0.1E-5	0.3E-5

TABLE II
NORMALIZED MEAN SQUARED ERROR OF THE APPROXIMATION (26).

	(N _f , K)			
ρ	(20,8)	(20,12)	(50,8)	(50,12)
0.01	0.004	0.003	0.004	0.003
0.02	0.004	0.004	0.004	0.005
0.03	0.004	0.005	0.004	0.005
0.04	0.005	0.007	0.005	0.007
0.05	0.006	0.009	0.006	0.009

VII. NUMERICAL RESULTS

In this section, we discuss numerical results for the analysis presented in the previous sections. We assume that each packet contains 100 b of information and no overhead (i.e., $D = M = 100$). The transmission rate is $R = 100$ kb/s, the thermal noise power is $\sigma^2 = 5 \times 10^{-16}$ W, and $\bar{p} = 1 \mu$ W. We use the efficiency function $f(\gamma_k) = (1 - e^{-\gamma_k/2})^M$, which serves as a reasonable approximation to the PSR for moderate-to-large values of M . Using $M = 100$, $\bar{\gamma}^* = \Gamma(\infty) = 11.1$ dB. To model the UWB scenario, channel gains are simulated following [24]. The distance between users and base station is assumed to be uniformly distributed between 3 and 20 m.

Before showing the numerical results for both the noncooperative and the cooperative approaches, some simulations are provided to verify the validity of Assumptions 1 and 2 introduced in Sect. V. Table I reports the ratio σ_q^2 / η_q^2 of the variance σ_q^2 to the squared mean value η_q^2 of $q = h_k^{(SP)} p_k^*$, obtained by averaging 10 000 realizations of channel coefficients for different values of network parameters using ARake receivers. We can see that, when the processing gain is much greater than the number of users, $\sigma_q^2 / \eta_q^2 \ll 1$. Hence, (20) can be used to carry out the theoretical analysis of the Nash equilibrium.

Table II shows the accuracy of the approximation (26) for the term $(\gamma_{0,k}^{-1} + \zeta_k^{-1})$, where 10 000 random realizations of fading coefficients are employed.⁷ Simulations are performed for different values of K , N_f , and ρ , using ARake receivers. In the right column, the ratio of the mean squared error (mse) of the estimation to the squared approximation $\rho \cdot (K - 1) / N_f$

⁷It is worth emphasizing that the channel model proposed in [24] fulfills the hypothesis of exponential decay of the aPDP.

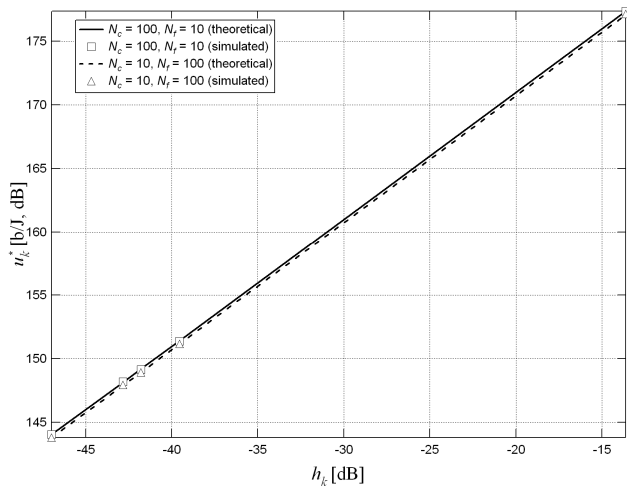


Fig. 4. Utility versus channel gain at the Nash equilibrium for different ratios N_c/N_f .

is reported. Like before, it can be noticed that, in the worst case, such ratio is smaller than 10^{-2} , validating (26).

Fig. 4 shows the utility as a function of the channel gain $h_k = \|\alpha_k\|^2$ when N is constant, but the ratio N_c/N_f is variable. The results have been obtained for a network with $K = 5$ users, $L = 50$ channel paths and $N = 1000$, using ARake receivers at the base station. The lines represent the theoretical values provided by (29), while the markers report the simulation results. The solid line corresponds to $N_c/N_f = 10$, and the dashed line shows $N_c/N_f = 0.1$. We can see that the simulations match closely with the theoretical results. In addition, as expected, higher N_c/N_f ratios (and thus higher N_c , when N is fixed), correspond to higher utility, since u_k^*/h_k is proportional to $1 - \sqrt[N_c]{L} \cdot (K - 1)/N$, which increases as N_c increases. This result complies with theoretical analysis of UWB systems [14], since, for a fixed total processing gain N , increasing the number of chips per frame, N_c , will decrease the effects of SI, while the dependency of the expressions on the MAI remains unchanged. Hence, a system with a higher N_c achieves better performance.

Fig. 5 shows the probability P_o of having at least one user transmitting at the maximum power, i.e., $P_o = \mathbb{P}\{\max_k p_k = \bar{p} = 1 \mu\text{W}\}$, as a function of the number of frames N_f . We consider 10 000 realizations of the channel gains, using a network with ARake receivers at the base station, $K = 32$ users, $N_c = 50$, and $L = 100$ (thus $\rho \simeq 0.0219$). In (27), it has been shown that the minimum value of N_f that allow all K users to achieve the optimum SINRs is $N_f = \lceil \bar{\gamma}^* \cdot \rho (K - 1) \rceil = \lceil 8.803 \rceil = 9$. Simulations thus agree with the analytical results of Sect. V.

We now analyze the performance of the system when using a Pareto-optimal solution instead of the Nash equilibrium. Fig. 6 shows the normalized utility u_k/h_k as a function of the load factor ρ . We consider a network with $K = 5$ users, $N_f = 50$ frames and ARake receivers at the base station. The lines represent theoretical values of Nash equilibrium (dotted line),

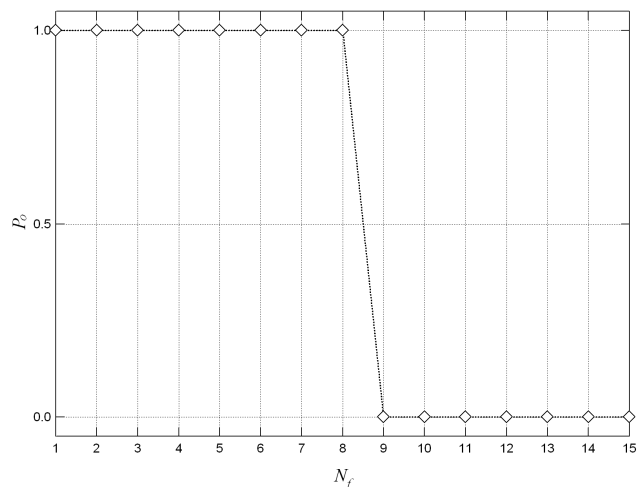


Fig. 5. Probability of having at least one user transmitting at maximum power versus the number of frames.

using (29), and of the social optimum solution (solid line), using (29) again, but substituting $\bar{\gamma}^*$ with the numerical solution of (34), γ_{opt} . The markers correspond to the simulation results. In particular, the circles represent the averaged solution of the NPCG iterative algorithm, while the square markers show averaged numerical results (through a complete search) of the maximization (30), with $\xi_k = 1$. As stated in Sect. VI, the difference between the noncooperative approach and the Pareto-optimal solution is not significant, especially for lower values of the load factor ρ . Fig. 7 compares the target SINRs of the noncooperative solutions with the target SINRs of the Pareto-optimal solutions. As before, the lines correspond to the theoretical values (dashed line for the noncooperative solution, solid line for the social optimum solution), while the markers represent the simulation results (circles for the noncooperative solutions, square markers for the Pareto-optimal solution). It is seen that, in both cases, the average target SINRs for the Nash equilibrium, γ , and for the social optimum solution, γ_{opt} , are very close to $\bar{\gamma}^*$, as shown in Sect. VI.

VIII. CONCLUSION AND PERSPECTIVES

In this paper, we have used a game-theoretic to study power control for a wireless data network in frequency-selective environments, where the user terminals transmit IR-UWB signals and the common concentration point employs ARake receivers. A noncooperative game has been proposed in which users are allowed to choose their transmit powers according to a utility-maximizing criterion, where the utility function has been defined as the ratio of the overall throughput to the transmit power. For this utility function, we have shown that there exists a unique Nash equilibrium for the proposed game, but, due to the frequency selective multipath, this equilibrium is achieved at a different output SINR for each user, depending on the channel realization. Using a large system analysis, we have obtained explicit expressions for the utilities achieved at the equilibrium. It has also been shown that, under certain

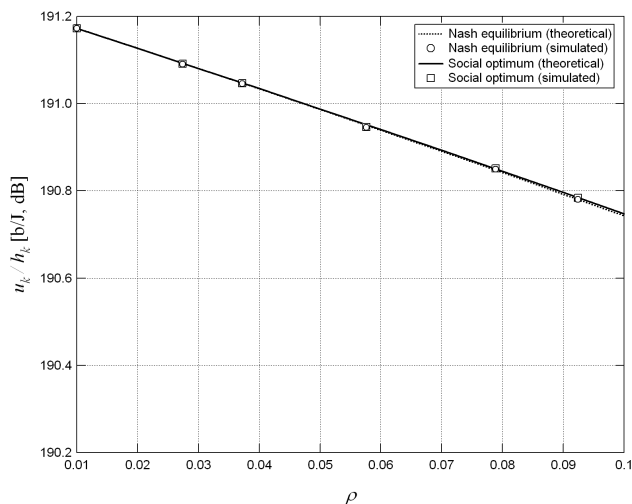


Fig. 6. Comparison of the normalized utility versus load factor for the noncooperative and Pareto-optimal solutions.

conditions, the noncooperative solution leads to a nearly SINR-balancing scenario. In order to evaluate the efficiency of the Nash equilibrium, we have studied an optimum cooperative solution, where the network seeks to maximize the sum of the users' utilities. It has been shown that the difference in performance between Nash and cooperative solutions is not significant for typical values of network parameters.

Further improvement in the proposed analysis can be achieved using additional mathematical tools, including the weak version of the law of large numbers. This approach allows a more accurate approximation of the interfering terms to be derived. Furthermore, a more general model can be described, which considers different types of Rake receivers and a broader class of power delay profiles.

REFERENCES

- [1] A.B. MacKenzie and S.B. Wicker, "Game theory in communications: Motivation, explanation, and application to power control," in *Proc. IEEE Globecom Telecommun. Conf.*, San Antonio, TX, 2001, pp. 821-826.
- [2] D.J. Goodman and N.B. Mandayam, "Power control for wireless data," *IEEE Pers. Commun.*, Vol. 7, pp. 48-54, Apr. 2000.
- [3] D.J. Goodman and N.B. Mandayam, "Network assisted power control for wireless data," in *Proc. IEEE Veh. Technol. Conf.*, Rhodes, Greece, 2001, pp. 1022-1026.
- [4] C.U. Saraydar, N.B. Mandayam and D.J. Goodman, "Pricing and power control in a multicell wireless data network," *IEEE J. Sel. Areas Commun.*, Vol. 19 (10), pp. 1883-1892, Oct. 2001.
- [5] C.U. Saraydar, N.B. Mandayam and D.J. Goodman, "Efficient power control via pricing in wireless data networks," *IEEE Trans. Commun.*, Vol. 50 (2), pp. 291-303, Feb. 2002.
- [6] N. Feng, S.-C. Mau and N.B. Mandayam, "Pricing and power control for joint network-centric and user-centric radio resource management," *IEEE Trans. Commun.*, Vol. 52 (9), pp. 1547-1557, Sep. 2004.
- [7] F. Meshkati, M. Chiang, H.V. Poor and S.C. Schwartz, "A game-theoretic approach to energy-efficient power control in multicarrier CDMA systems," *IEEE J. Sel. Areas Commun.*, Vol. 24 (6), pp. 1115-1129, Jun. 2006.
- [8] F. Meshkati, H.V. Poor, S.C. Schwartz and N.B. Mandayam, "An energy-efficient approach to power control and receiver design in wireless data networks," *IEEE Trans. Commun.*, Vol. 53 (11), pp. 1885-1894, Nov. 2005.

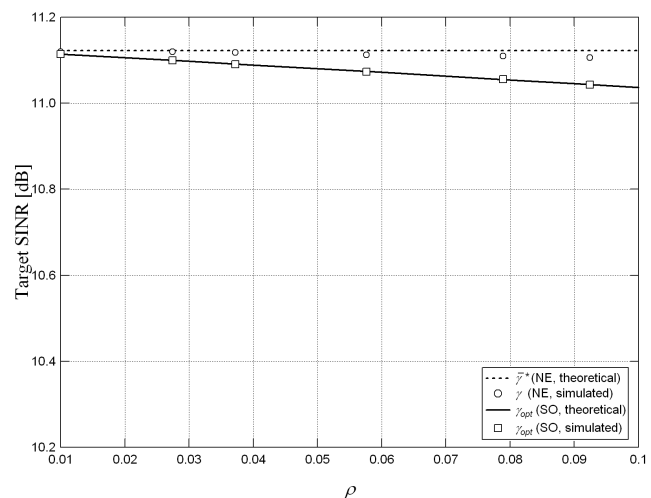


Fig. 7. Comparison of the target SINRs versus load factor for the noncooperative and Pareto-optimal solutions.

- [9] M.Z. Win and R.A. Scholtz, "Ultra-wide band time-hopping spread-spectrum impulse radio for wireless multi-access communications," *IEEE Trans. Commun.*, Vol. 48 (4), pp. 679-691, Apr. 2000.
- [10] Y.-P. Nakache and A.F. Molisch, "Spectral shape of UWB signals influence of modulation format, multiple access scheme, and pulse shape," in *Proc. IEEE Veh. Technol. Conf.*, Jeju, Korea, 2003, pp. 2510-2514.
- [11] E. Fishler and H.V. Poor, "On the tradeoff between two types of processing gains," *IEEE Trans. Commun.*, Vol. 53 (10), Oct. 2005, pp. 1744-1753.
- [12] U.S. Federal Communications Commission, FCC 02-48: First Report and Order.
- [13] A.F. Molisch, J.R. Foerster and M. Pendergrass, "Channel models for ultrawideband personal area networks," *IEEE Wireless Commun.*, Vol. 10 (6), pp. 14-21, Dec. 2003.
- [14] S. Gezici, H. Kobayashi, H.V. Poor and A.F. Molisch, "Performance evaluation of impulse radio UWB systems with pulse-based polarity randomization," *IEEE Trans. Signal Process.*, Vol. 53 (7), pp. 2537-2549, Jul. 2005.
- [15] M. Hayajneh and C.T. Abdallah, "Statistical learning theory to evaluate the performance of game theoretic power control algorithms for wireless data in arbitrary channels," in *Proc. IEEE Wireless Commun. and Networking Conf.*, New Orleans, LA, 2003, pp. 723-728.
- [16] J. Sun and E. Modiano, "Opportunistic power allocation for fading channels with non-cooperative users and random access," in *Proc. IEEE Int. Conf. on Broadband Networks*, Boston, MA, 2005, pp. 366-374.
- [17] M. Huang, P.E. Caines and R.P. Malhamé, "Individual and mass behaviour in large population stochastic wireless power control problems: centralized and Nash equilibrium solutions," in *Proc. IEEE Conf. on Decision and Control*, Maui, HI, 2003, pp. 98-103.
- [18] V. Rodriguez, "An analytical foundation for resource management in wireless communications," in *Proc. IEEE Globecom Telecommun. Conf.*, San Francisco, CA, 2003, pp. 898-902.
- [19] E. Fishler and H.V. Poor, "Low-complexity multiuser detectors for time-hopping impulse-radio systems," *IEEE Trans. Signal Process.*, Vol. 50 (9), pp. 1440-1450, Sep. 2002.
- [20] S. Verdú, *Multiuser Detection*. Cambridge, UK: Cambridge Univ. Press, 1998.
- [21] J.G. Proakis, *Digital Communications*, 4th ed. NY: McGraw-Hill, 2001.
- [22] G. Bacci, M. Luise, H.V. Poor and A.M. Tulino, "Energy-efficient power control in impulse radio UWB wireless networks," preprint, Princeton University. [Online]. Available: http://arxiv.org/PS_cache/cs/pdf/0701/0701017.pdf.
- [23] T.S. Rappaport, *Wireless Communications: Principles and Practice*, 2nd ed. NJ: Prentice-Hall, 2001.
- [24] D. Cassioli, M.Z. Win and A.F. Molisch, "The ultra-wide bandwidth indoor channel: From statistical model to simulations," *IEEE J. Sel. Areas Commun.*, Vol. 20 (6), pp. 1247-1257, Aug. 2002.