

Conductance of a junction between a normal metal and a Berezinskii superconductor

Ya. V. Fominov¹⁾

L. D. Landau Institute for Theoretical Physics RAS, 119334 Moscow, Russia

Submitted 15 March 2008

The conductance of a junction between a normal metal and a superconductor having the symmetry proposed by Berezinskii is studied theoretically. The main feature of this symmetry is the odd frequency dependence of the anomalous Green function, which makes possible the s -wave triplet superconducting state (the Berezinskii superconductor). The Andreev reflection (which links positive and negative energies) is sensitive to the energetic symmetry; as a result, the conductance of the junction involving the Berezinskii superconductor is qualitatively different from the case of a conventional superconductor. Experimentally, the obtained results can be employed to test the possibility of the Berezinskii superconductivity proposed for Na_xCoO_2 and to identify the odd- ω component predicted for superconductor-ferromagnet systems.

Published as: JETP Letters 86, 732 (2007) [Pis'ma v ZhETF 86, 842 (2007)]

PACS: 74.45.+c, 74.20.Rp, 74.50.+r, 74.25.Fy

The superconducting pairing can be described by the anomalous Green function $F(1;2)$ (also referred to as the pair wave function) in the Matsubara technique. The Pauli principle requires antisymmetry under permutation of two electrons in a Cooper pair, $F(2;1) = -F(1;2)$, which leads to the standard classification of superconducting phases [1]: if the coordinate dependence of F is even (s -wave, d -wave, etc.), then the spin dependence must be odd (singlet) and vice versa. This assumes that F is an even function of the imaginary time $\tau = \tau_1 - \tau_2$ or of the frequency ω in the Fourier representation.

In 1974, Berezinskii suggested [2] that the s -wave triplet phase (not listed above) is also possible if F is an odd function of ω . The Pauli principle is satisfied and there are no symmetry restrictions on the existence of such a phase. Of course, the question remains whether an interaction necessary for the realization of the odd- ω phase exists in real materials. Berezinskii discussed the odd- ω phase as a possible phase of ^3He and argued (without a full microscopic derivation) that it could be formed due to the retarded paramagnon exchange. However, up to now there are no indications for such a state in ^3He . Moreover, there is no microscopic theory producing the Berezinskii state in a bulk material. At the same time, properties of hypothetical odd- ω superconductors were studied in a number of papers, e.g. [3].

Surprisingly, in 2001 the “long-range” Berezinskii superconductivity was theoretically discovered by Bergeret, Volkov, and Efetov [4] (see also [5]) in a SF system consisting of a conventional (s -wave singlet) superconductor and a ferromagnet. They demonstrated that the superconducting component with the symmetry proposed by Berezinskii arises in the case of inhomogeneous magnetization of the ferromagnet due to the proximity effect and penetrates the ferromagnet over a much longer distance compared to the singlet component, since the exchange field does not suppress the triplet superconducting correlations with projections $S_z = \pm 1$. This feature enables to spatially single out the Berezinskii component. Many unusual properties of this behavior have been recently investigated [6]. At the same time, experimental verification of the $S_z = \pm 1$ component in SF structures is still under debate. A number of experiments observed a long-range proximity effect [7] and a Josephson coupling through a half-metallic ferromagnet [8], which can be interpreted in terms of the long-range component. However, the data on the structure of the magnetic inhomogeneity in experimental samples is lacking.

At the same time, as argued in [9], the Berezinskii superconductivity can be realized in Na_xCoO_2 . This conjecture is based on the band-structure calculations and on the experimental results which indicate the triplet superconductivity (from the Knight-shift data) and the s -wave symmetry (from insensitivity to impurities).

The question arises: can we suggest an experiment which is sensitive to the most nontrivial feature of the Berezinskii superconductivity, the odd- ω dependence?

¹⁾e-mail: fominov@landau.ac.ru

If yes, then this experiment could be a good test for such a state, similarly to the famous experiments sensitive to the nontrivial spatial symmetry of anisotropic superconductivity (the idea proposed in [10] was employed to experimentally verify the d -wave symmetry in YBaCuO, see review [11]). It seems natural that the odd- ω superconductivity should lead to unusual features of the Andreev reflection [12] from such a superconductor, since this process links an electron with positive energy to a hole with negative energy (with respect to the Fermi level).

In this Letter, the differential conductance of the normal-metal—superconductor (NS) junction shown in Fig. 1 is studied at zero temperature. I consider three possibilities for the superconducting reservoir: S — a conventional superconductor with a gap (in this case previous results are reproduced, see reviews [13] and references therein), S_0 — a conventional superconductor without a gap (e.g., due to paramagnetic impurities [14]), and S_B — a Berezinskii superconductor. S_B has two main features: odd- ω symmetry and gapless spectrum. The case of S_0 is considered in order to reveal the features of S_B which are due to the unusual symmetry and not simply due to its gapless spectrum. Physical examples of the S_B state are the bulk Berezinskii superconductor and the SF system (in the latter case, the normal wire should be attached to a region where only the long-range triplet component survives, while the short-range ones are negligible).

The differential conductance of the junction is

$$G_{NS}(V) = \frac{dI(V)}{dV}; \quad (1)$$

its normal-state value is $G_0 = (G_N^{-1} + G_T^{-1})^{-1}$. The diffusive normal wire of length L is characterized by the Thouless energy $E_{Th} = D/L^2$, where D is the diffusion constant. At low voltages, the Andreev reflection plays an important role in the transport. I assume eV , $E_{Th} \ll E_0$, where E_0 is the energy scale on which the Green function of the superconductor varies (in a conventional superconductor E_0 coincides with the static order parameter Δ). At the same time, the relation between eV and E_{Th} is arbitrary.

I consider the dirty limit and employ the Usadel equation [15, 16] for the Green function g which is a 8×8 matrix in the Keldysh \otimes Nambu-Gor'kov \otimes spin space:

$$g = \begin{pmatrix} \check{g}^R & \check{g}^K \\ 0 & \check{g}^A \end{pmatrix}. \quad (2)$$

The Usadel equation for g is

$$D\nabla(g\nabla g) + [iE\hat{\tau}_3\hat{\sigma}_0\hat{1}, g] = 0, \quad (3)$$

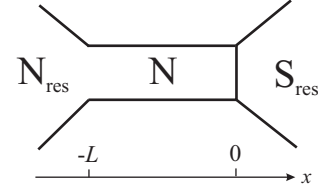


Fig.1. NS junction. The conductances of the normal wire and the NS interface are G_N and G_T , respectively. The voltage V is applied to the normal reservoir N_{res} .

where $\hat{\tau}$ and $\hat{\sigma}$ denote the Pauli matrices in the Nambu-Gor'kov and spin spaces, respectively, while $\hat{1}$ is the unit matrix in the Keldysh space. At the interface with the normal reservoir ($x = -L$), g must be equal to the bulk normal-metallic function, while the Kupriyanov-Lukichev boundary condition [17] at the NS interface ($x = 0$) reads

$$g\nabla g = \frac{G_T}{2G_N L} [g, g_S], \quad (4)$$

where g_S is the Green function in the superconductor.

The current is $I = \int j dE$ with the spectral current

$$j(E, x) = -\frac{G_N L}{16e} \text{Tr} [\hat{\tau}_3 \hat{\sigma}_0 (g\nabla g)^K]. \quad (5)$$

Due to the normalization condition $g^2 = 1$, we can parametrize \check{g}^K as $\check{g}^K = \check{g}^R \check{f} - \check{f} \check{g}^A$, then the general relation $\check{g}^A = -\hat{\tau}_3 (\check{g}^R)^\dagger \hat{\tau}_3$ allows us to consider only \check{g}^R and \check{f} as independent functions.

In S and S_0 , we can write

$$\check{g}^R = \hat{\tau}_3 \hat{\sigma}_0 G^R + \hat{\tau}_1 \hat{\sigma}_0 F^R, \quad (6)$$

while S_B is a spin-triplet superconductor and the anomalous part is a vector in the spin space. Choosing its direction as z , we write [18]

$$\check{g}^R = \hat{\tau}_3 \hat{\sigma}_0 G^R + \hat{\tau}_1 \hat{\sigma}_3 F^R. \quad (7)$$

Physically, this is a triplet superconducting state with zero projection of the Cooper pair's spin on the z axis, while the 1 and -1 projections on any axis in the xy plane are equiprobable.

The Berezinskii superconductivity is odd in the Matsubara frequency, $F(-\omega) = -F(\omega)$, therefore in the real-energy representation we obtain $F^R(-E) = -F^A(E)$. Together with the general relation $F^A(E) = (F^R(E))^*$ this yields [19] $F^R(-E) = -(F^R(E))^*$. We need to know the low-energy behavior of $F^R(E)$, which depends on the choice of a model. The question of a microscopic model for a bulk Berezinskii superconductor is not clear at present. At the same time, we know that such a state is realized in inhomogeneous SF structures

due to the proximity effect. Taking the low-energy behavior of the odd- ω triplet component from, e.g., [20], we obtain $F(\omega) = iA \operatorname{sgn} \omega$, hence $F^R(E) = iA$ at $E \rightarrow 0$, with real constant A . This behavior also follows from the standard relation $F^R = \Delta/\sqrt{\Delta^2 - E^2}$ in the case of the linear low-energy behavior $\Delta(E) = E/(1 + A^{-2})$.

The constraint $(\tilde{g}^R)^2 = 1$ allows us to parametrize the normal and anomalous Green functions by a (complex) angle θ as $G^R = \cos \theta$ and $F^R = \sin \theta$ in the cases of both the conventional and Berezinskii superconductor, Eqs. (6) and (7). The equation and the boundary conditions for θ are

$$\frac{D}{2}\theta'' + iE \sin \theta = 0, \quad (8)$$

$$\theta = 0 \Big|_{x=-L}, \quad \theta' = \frac{G_T}{G_N L} \sin(\theta_S - \theta) \Big|_{x=0}. \quad (9)$$

The superconductor is described by θ_S . In order to consider low voltages, we need to find the low-energy solution of the Usadel equation. If $E \ll E_0$, then $\theta_S = \pi/2$ in S, $0 < \theta_S < \pi/2$ in S_0 , and $\theta_S = i\vartheta_S$ with real ϑ_S in S_B . Thus the type of the superconductor enters our consideration only through the low-energy value θ_S .

In the case of conventional superconductors, S or S_0 , components of the distribution function can be chosen as

$$\tilde{f} = \hat{\tau}_0 \hat{\sigma}_0 f_0 + \hat{\tau}_3 \hat{\sigma}_0 f_3, \quad (10)$$

while in the case of S_B the number of components is doubled in the general case:

$$\tilde{f} = \hat{\tau}_0 \hat{\sigma}_0 f_0 + \hat{\tau}_3 \hat{\sigma}_0 f_3 + \hat{\tau}_0 \hat{\sigma}_3 \bar{f}_0 + \hat{\tau}_3 \hat{\sigma}_3 \bar{f}_3. \quad (11)$$

The spectral current (5) at $x = 0$ can be rewritten with the help of the boundary condition (4) as

$$j(E) = (G_T/8e)f_3 \times \\ \times [(G^R - G^A)(G_S^R - G_S^A) + (F^R + F^A)(F_S^R + F_S^A)]. \quad (12)$$

The two terms in the square brackets have clear physical meaning. Since $(G^R - G^A)/2$ is the single-particle density of states (DOS), the first term in the square brackets describes the quasiparticle contribution to the current. At the same time, the second term (of FF type) describes the supercurrent due to the Andreev reflection.

The subsequent derivation is similar to the conventional case [21, 13]. At zero temperature the integral over energies, which determines $G_{NS}(V)$, reduces to the sum of the two terms with $E = \pm eV$. Finally, using the symmetry $\theta(-E) = \theta^*(E)$ for the conventional even- ω

superconductor or $\theta(-E) = -\theta^*(E)$ for the odd- ω one [19], we obtain

$$\frac{1}{G_{NS}(V)} = \frac{1}{G_N L} \int_{-L}^0 \frac{dx}{\cosh^2 \theta_2(x)} + \\ + \frac{1}{G_T \cos(\theta_{S1} - \theta_1) \cosh \theta_{S2} \cosh \theta_2}, \quad (13)$$

where the right-hand side (r.h.s.) is taken at $E = eV$ and we have separated θ into the real and imaginary parts, $\theta = \theta_1 + i\theta_2$. The angles θ and θ_S in the second term are taken at the NS interface. The problem now reduces to solving Eqs. (8)-(9) and calculating the r.h.s. of Eq. (13).

We start from the simplest case of zero bias $V = 0$. At $E = 0$, Eqs. (8) and (9) are solved by a linear function. In the case of S or S_0 we obtain

$$G_{NS}^{-1}(0) = G_N^{-1} + \frac{G_T^{-1}}{\cos(\theta_S - \theta_0)}, \quad (14)$$

where θ_0 must be determined from the equation $\theta_0 = (G_T/G_N) \sin(\theta_S - \theta_0)$. In the case of S_B :

$$G_{NS}^{-1}(0) = \frac{G_N^{-1} \tanh \vartheta_0}{\vartheta_0} + \frac{G_T^{-1}}{\cosh \vartheta_0 \cosh \vartheta_S}, \quad (15)$$

where ϑ_0 must be determined from the equation $\vartheta_0 = (G_T/G_N) \sinh(\vartheta_S - \vartheta_0)$.

An immediate consequence of these results is that $G_{NS}(0) < G_0$ in the cases of S and S_0 , while $G_{NS}(0) > G_0$ for S_B . In the S case, where the low-energy DOS is zero, the current is entirely due to the Andreev contribution. In the S_0 case, a finite DOS appears and the current has both the Andreev and quasiparticle contributions. Interestingly, in the S_B case, only the quasiparticle processes contribute to $G_{NS}(0)$; this fact can be interpreted as the absence of the Andreev reflection from S_B at $E \rightarrow 0$.

At $eV \ll E_{Th}$, we can develop a perturbation theory finding corrections to the zero-bias solution of the Usadel equation. Two orders in eV/E_{Th} yield a quadratic low-bias behavior: $G_{NS}(V) = G_{NS}(0) + aV^2$. The explicit form of a is cumbersome and I only present its most important features. The sign of a depends on the ratio G_N/G_T and on the type of the superconductor: $a > 0$ for S and S_0 if $G_N/G_T < g_c$ and $a < 0$ if $G_N/G_T > g_c$ where g_c is of the order of unity and weakly depends on θ_S (as θ_S changes from $\pi/2$ to 0, the critical value g_c stays between 0.8 and 0.9), while $a < 0$ for S_B at arbitrary G_N/G_T .

Now let us consider in more detail the limiting cases of large and small ratio G_N/G_T .

Tunneling limit: $G_N \gg G_T$. In this case, we can retain only the second term in the r.h.s. of Eq. (13). The proximity effect is weak, $|\theta| \ll 1$.

In the case of S_0 and S_B we can set $\theta = 0$, then

$$\frac{G_{NS}(V)}{G_0} = \nu_S(eV) \approx \nu_S(0), \quad (16)$$

where $\nu_S(E)$ is the DOS in the superconductor, normalized to the normal-metallic value; this is nearly constant at $E \ll E_0$ (the more accurate analysis presented above gives the small bias-dependent correction to this constant). The physical meaning of Eq. (16) is the tunneling spectroscopy of the superconductor with the normal probe. An essential difference between S_0 and S_B is that $\nu_S(0) = \cos \theta_S < 1$ for S_0 , while $\nu_S(0) = \cosh \vartheta_S > 1$ for S_B (this fact for S_B was pointed out in [19]).

In the case of S , $\nu_S(eV) = 0$ below the gap, therefore we cannot neglect the proximity effect. Linearizing Eqs. (8) and (9) over θ , we find the solution and finally obtain

$$\frac{G_{NS}(V)}{G_0} = \frac{G_T}{G_N} \frac{\sinh(2\sqrt{\varepsilon}) + \sin(2\sqrt{\varepsilon})}{4\sqrt{\varepsilon}[\sinh^2(\sqrt{\varepsilon}) + \cos^2(\sqrt{\varepsilon})]}, \quad \varepsilon = \frac{eV}{E_{Th}}, \quad (17)$$

hence $G_{NS}(V) \ll G_0$ [Eq. (17) also follows from a more general result obtained in [21]].

The results for the tunneling limit are summarized in Fig. 2. Note that the physics related to the Andreev reflection is not essential for S_B in this limit, since the transport is due to the quasiparticle contribution. At the same time, the Andreev reflection plays a crucial role in the transparent limit considered below.

Transparent limit: $G_N \ll G_T$. In this case, we can retain only the first term in the r.h.s. of Eq. (13).

At $eV \ll E_{Th}$ we calculate a small correction to the zero-bias conductance. For S and S_0 we obtain

$$\frac{G_{NS}(V)}{G_0} = 1 + A \left(\frac{eV}{E_{Th}} \right)^2 \quad (18)$$

with the positive coefficient

$$A = \frac{4}{\theta_S^4} \left(\frac{1}{2} + \frac{\sin^2 \theta_S}{3} + \frac{3 \sin 2\theta_S}{4\theta_S} - \frac{2 \sin^2 \theta_S}{\theta_S^2} \right). \quad (19)$$

$A(\theta_S)$ monotonically grows from zero at $\theta_S = 0$ to approximately 0.015 at $\theta_S = \pi/2$.

The low-bias conductance for S_B is

$$\frac{G_{NS}(V)}{G_0} = \frac{\vartheta_S}{\tanh \vartheta_S} - B \left(\frac{eV}{E_{Th}} \right)^2 \quad (20)$$

with the positive coefficient

$$B = \frac{2}{\vartheta_S^2 \tanh^2 \vartheta_S} + \frac{3}{\vartheta_S^3 \tanh \vartheta_S} + \frac{3 \cosh^2 \vartheta_S}{\vartheta_S^4} - \frac{4 \sinh 2\vartheta_S}{\vartheta_S^5}. \quad (21)$$

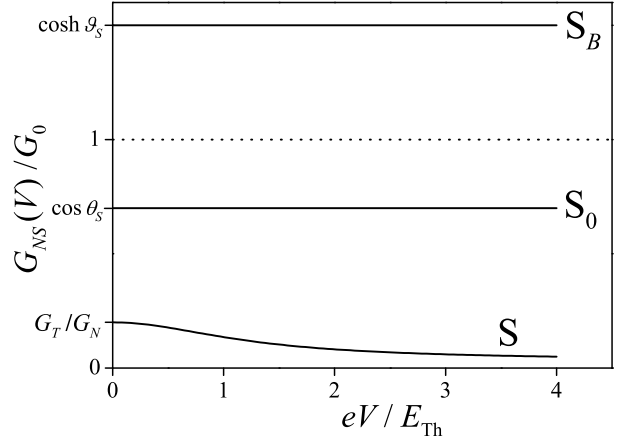


Fig.2. Differential conductance at $eV \ll E_0$ in the tunneling limit ($G_N \gg G_T$). In the S case, $G_{NS}(V)$ demonstrates the zero-bias anomaly [22]: it has quadratic and $1/\sqrt{V}$ dependences at $eV \ll E_{Th}$ and $eV \gg E_{Th}$, respectively. In the S_0 and S_B cases, $G_{NS}(V)$ is nearly constant, smaller than G_0 for S_0 and larger than G_0 for S_B .

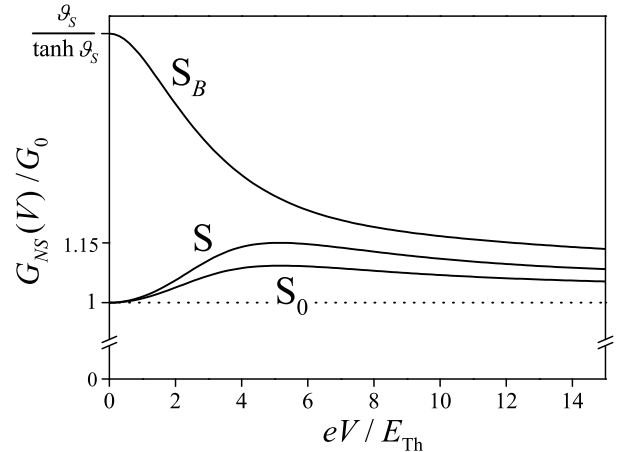


Fig.3. Differential conductance at $eV \ll E_0$ in the transparent limit ($G_N \ll G_T$). In all the three cases, $G_{NS}(V)$ is quadratic at $eV \ll E_{Th}$ and approaches unity as $1/\sqrt{V}$ at $eV \gg E_{Th}$. In the S and S_0 cases, the behavior is reentrant (see [23] for the S case). The maximum value of $G_{NS}(V)/G_0$ (achieved at eV of the order of several E_{Th}) approximately equals 1.15 for the S case, while for S_0 the curve is closer to unity. In the S_B case, $G_{NS}(V)$ monotonically decreases.

$B(\vartheta_S)$ is a monotonically growing function starting from zero at $\vartheta_S = 0$. Although ϑ_S is an unknown parameter, it can in principle be determined from measurements in the tunneling limit [see Eq. (16) with $\nu_S(0) = \cosh \vartheta_S$].

At $eV \gg E_{Th}$ all the three cases (S , S_0 , and S_B) are treated in a similar manner. Since $G_N \ll G_T$, the boundary condition (9) at $x = 0$ reduces to $\theta = \theta_S$.

The well-known solution of the sine-Gordon equation (8) with fixed surface value is

$$\theta(x) = 4 \arctan \left\{ \tan \left(\frac{\theta_S}{4} \right) \exp \left(-(1-i)|x| \sqrt{\frac{E}{D}} \right) \right\}. \quad (22)$$

This solution satisfies the boundary condition $\theta(-L) = 0$ with good accuracy, because $\theta(-L)$ is exponentially small at $E \gg E_{\text{Th}}$. Substituting Eq. (22) into the first term in the r.h.s. of Eq. (13), we obtain

$$\frac{G_{NS}(V)}{G_0} = 1 + \int_{-\infty}^0 \frac{dx}{L} \tanh^2 \theta_2(x) = 1 + C \sqrt{\frac{E_{\text{Th}}}{eV}}, \quad (23)$$

where the positive coefficient C depends only on θ_S , i.e., on the type of the superconductor. In the S case, $C \approx 0.3$.

The results for the transparent limit are summarized in Fig. 3. Note that in [4] and [6] a different, so-called cross geometry was considered under assumption of weak proximity effect. Then a small correction to the normal-state conductance due to the S_B component was numerically shown to monotonically decrease as a function of temperature at zero bias.

In conclusion, the conductance of the junction between a normal metal and a Berezinskii superconductor (odd- ω spin-triplet s -wave state) has been studied. The main differences from the case of a conventional superconductor are: (i) in the tunneling limit, $G_{NS}(V)$ is larger than the normal-state conductance (Fig. 2), and (ii) in the transparent limit, $G_{NS}(V)$ monotonically decreases (Fig. 3). These features can be used as an experimental test for the Berezinskii superconductivity in bulk samples (e.g., Na_xCoO_2) or in superconductor-ferromagnet proximity systems.

I am grateful to M.V. Feigel'man and I.I. Mazin for drawing my attention to this problem and for helpful discussions. I am also grateful to A.A. Golubov, Y. Tanaka, and A.F. Volkov for useful discussions of the results. The research was supported by the Dynasty Foundation, CRDF, the Russian Ministry of Education, RF Presidential Grant No. MK-4421.2007.2, RFBR Grants Nos. 07-02-01300 and 07-02-00310, and the program "Quantum Macrophysics" of the RAS.

1. V.P. Mineev and K.V. Samokhin, *Introduction to Unconventional Superconductivity* (Gordon and Breach, London, 1999).
2. V.L. Berezinskii, Pis'ma Zh. Eksp. Teor. Fiz. **20**, 628 (1974) [JETP Lett. **20**, 287 (1974)].
3. E. Abrahams, A. Balatsky, D.J. Scalapino, and J.R. Schrieffer, Phys. Rev. B **52**, 1271 (1995).

4. F.S. Bergeret, A.F. Volkov, and K.B. Efetov, Phys. Rev. Lett. **86**, 4096 (2001).
5. A. Kadigrobov, R.I. Shekhter, and M. Jonson, Europhys. Lett. **54**, 394 (2001).
6. F.S. Bergeret, A.F. Volkov, and K.B. Efetov, Rev. Mod. Phys. **77**, 1321 (2005).
7. V.T. Petrashov, V.N. Antonov, S.V. Maksimov, and R.Sh. Shaikhaidarov, Pis'ma Zh. Eksp. Teor. Fiz. **59**, 523 (1994) [JETP Lett. **59**, 551 (1994)]; M.D. Lawrence and N. Giordano, J. Phys.: Condens. Matter **8**, L563 (1996); M. Giroud, H. Courtois, K. Hasselbach et al., Phys. Rev. B **58**, R11872 (1998).
8. V. Peña, Z. Sefrioui, D. Arias et al., Phys. Rev. B **69**, 224502 (2004); R.S. Keizer, S.T.B. Goennenwein, T.M. Klapwijk et al., Nature (London) **439**, 825 (2006).
9. M.D. Johannes, I.I. Mazin, D.J. Singh, and D.A. Papaconstantopoulos, Phys. Rev. Lett. **93**, 097005 (2004).
10. V.B. Geshkenbein, A.I. Larkin, and A. Barone, Phys. Rev. B **36**, 235 (1987).
11. D.J. Van Harlingen, Rev. Mod. Phys. **67**, 515 (1995).
12. A.F. Andreev, Zh. Eksp. Teor. Fiz. **46**, 1823 (1964) [Sov. Phys. JETP **19**, 1228 (1964)].
13. C.J. Lambert and R. Raimondi, J. Phys.: Condens. Matter **10**, 901 (1998); B. Pannetier and H. Courtois, J. Low Temp. Phys. **118**, 599 (2000).
14. A.A. Abrikosov and L.P. Gor'kov, Zh. Eksp. Teor. Fiz. **39**, 1781 (1960) [Sov. Phys. JETP **12**, 1243 (1961)].
15. K.D. Usadel, Phys. Rev. Lett. **25**, 507 (1970).
16. N.B. Kopnin, *Theory of Nonequilibrium Superconductivity* (Oxford University Press, Oxford, 2001).
17. M.Yu. Kuprianov and V.F. Lukichev, Zh. Eksp. Teor. Fiz. **94**, 139 (1988) [Sov. Phys. JETP **67**, 1163 (1988)].
18. Of course, the direction in the spin space can be chosen arbitrarily, hence the difference from papers considering the long-range triplet component (LRTC) in SF structures (where the z axis is usually chosen as the direction of the exchange field in ferromagnetic regions with constant magnetization, while the LRTC corresponds to $\hat{\sigma}_1$ or $\hat{\sigma}_2$ [6, 20]) is only in notations.
19. Y. Tanaka and A.A. Golubov, Phys. Rev. Lett. **98**, 037003 (2007); Y. Tanaka, Y. Asano, A.A. Golubov, and S. Kashiwaya, Phys. Rev. B **72**, 140503(R) (2005).
20. Ya.V. Fominov, A.F. Volkov, and K.B. Efetov, Phys. Rev. B **75**, 104509 (2007).
21. A.F. Volkov, A.V. Zaitsev, and T.M. Klapwijk, Physica C **210**, 21 (1993).
22. A. Kastalsky, A.W. Kleinsasser, L.H. Greene et al., Phys. Rev. Lett. **67**, 3026 (1991); B.J. van Wees, P. de Vries, P. Magnée, and T.M. Klapwijk, Phys. Rev. Lett. **69**, 510 (1992); F.W.J. Hekking and Yu.V. Nazarov, Phys. Rev. B **49**, 6847 (1994).
23. A. Volkov, N. Allsopp, and C.J. Lambert, J. Phys.: Condens. Matter **8**, L45 (1996); P. Charlat, H. Courtois, Ph. Gandit et al., Phys. Rev. Lett. **77**, 4950 (1996).