

# $\Upsilon(5S)$ : What has been learned and what can be learned

S. R. Blusk<sup>a</sup> \* (on behalf of the CLEO and Belle Collaborations)

<sup>a</sup>Dept. of Physics, Syracuse University, Syracuse, NY 13244, USA

We present recent measurements of  $B$  and  $B_s^0$  production using data collected on the  $\Upsilon(5S)$  resonance at CLEO and Belle. We also briefly discuss what can be learned using sufficiently larger data samples in the future.

## 1. INTRODUCTION

The  $\Upsilon(5S)$  was discovered about 20 years ago in  $e^+e^-$  collisions at CLEO [1] and CUSB [2]. Its mass is  $(10865 \pm 8)$  MeV, about 300 MeV higher than the  $\Upsilon(4S)$  resonance, and its width of  $(110 \pm 13)$  MeV is about five times larger than the  $\Upsilon(4S)$  resonance. Its production cross-section was measured to be about 0.3 nb, about ten times lower than the  $\Upsilon(4S)$  cross-section. Owing to its mass, the  $\Upsilon(5S)$  can decay to a variety of final states containing  $B$  and  $B_s^0$  mesons. The accessible  $B$ -meson final states include:  $B\bar{B}$ ,  $B^*\bar{B}$ ,  $B^*\bar{B}^*$ ,  $B\bar{B}\pi$ ,  $B^*\bar{B}\pi$ ,  $B^*\bar{B}^*\pi$  and  $B\bar{B}\pi\pi$ ; final states with  $B_s^0$  are:  $B_s^0\bar{B}_s^0$ ,  $B_s^{0*}\bar{B}_s^0$ , and  $B_s^{0*}\bar{B}_s^{0*}$ . Further study of the  $\Upsilon(5S)$  is of great interest because of it being a potentially large source of  $B_s^0$  mesons at an  $e^+e^-$  machine. If suitably large samples can be collected, their study would provide a complementary probe of CP violation and rare decays to LHCb. Studies involving rare decays, particularly those with soft photons, and untagged time-dependent and time-independent measurements, which provide access to the width difference between the  $B_s^0$  mass eigenstates,  $\Delta\Gamma_s$ , offer complementary information to measurements at hadron machines [3]. Because of the small Lorentz boost at the  $\Upsilon(5S)$  and the large value of the mixing frequency,  $\Delta m_s$  [4], time-dependent CP violation measurements in mixing are not possible.

Until recently, there existed only weak limits on the production rate of  $B_s^0$  at the  $\Upsilon(5S)$ . Several models attempt to describe the hadronic cross-

section in the 10-11 GeV region. The simplest model, the quark-pair creation model (QPC) [5], allows for quark pairs to be ‘popped’ out of the vacuum. This model by itself is insufficient to describe the hadronic cross-section. Ono *et al.* [7] are able to reproduce the spectrum by introducing a  $b\bar{b}g$  hybrid at 10683 MeV (the QHM model). A third model, the unitarized quark model (UQM) [6] includes coupled channel effects between  $b\bar{b}$  states via real (two-meson) intermediate states. The QHM predicts  $B^*\bar{B}$  is dominant at 10865 MeV, with relative rates of  $B^*\bar{B}^*:B^*\bar{B}:B\bar{B} \sim 1:3:6$ . On the other hand, the UQM also reproduces the hadronic cross-section, but predicts that  $B^*\bar{B}^*$  is dominant, *e.g.*,  $B^*\bar{B}^*:B^*\bar{B}:B\bar{B} \sim 2:1:0.3$ .

A more thorough experimental study of the  $\Upsilon(5S)$  has been undertaken by CLEO, followed by Belle, to better understand the hadronic cross-section in this region as well as assess the potential for a future high luminosity  $e^+e^-$  machine operating at the  $\Upsilon(5S)$ .

In 2003, CLEO collected  $0.42 \text{ fb}^{-1}$  of data at the  $\Upsilon(5S)$  (10871 MeV) In 2005, Belle collected about  $1.9 \text{ fb}^{-1}$  on the  $\Upsilon(5S)$  resonance, followed by a larger sample of  $22 \text{ fb}^{-1}$  a year later. Here we report on results from CLEO and the first Belle data set.

## 2. HADRONIC RESONANCE CROSS SECTION

The hadronic resonance cross section is measured by counting hadronic events recorded at the  $\Upsilon(5S)$  using various selection criteria employed to reduce the continuum background.

\*We gratefully acknowledge the National Science Foundation for support of this work.

The continuum background is estimated using data taken below the  $\Upsilon(4S)$ , and is scaled by:  $(\mathcal{L}_{\Upsilon(5S)}/\mathcal{L}_{\Upsilon(4S)}) \times (s_{\Upsilon(5S)}/s_{\Upsilon(4S)})$ , where  $\mathcal{L}_i$  and  $s_i$  are the integrated luminosities and center-of-mass energies squared at the  $\Upsilon(4S)$  and  $\Upsilon(5S)$ . The  $\Upsilon(5S)$  cross-sections are measured to be  $(0.301 \pm 0.002 \pm 0.039)$  nb [8] and  $(0.302 \pm 0.002 \pm 0.015)$  nb [13], by CLEO and Belle, respectively.

### 3. $B$ AND $B_s^0$ OVERVIEW

Many of the same techniques of exclusive reconstruction that are employed at the  $\Upsilon(4S)$  are used to reconstruct  $B$  and  $B_s^0$  mesons at the  $\Upsilon(5S)$ . The kinematic variables  $\Delta E = E_{\text{beam}} - E_B$  and the beam-energy constrained mass,  $m_{\text{bc}} = \sqrt{E_{\text{beam}}^2 - p_B^2}$  are used. Here,  $E_{\text{beam}}$  is the beam energy and  $E_B$  ( $p_B$ ) is the energy (momentum) of the  $B$  candidate. Because of the proximity of the  $B_s^0$  mass to the beam energy,  $B_s^0 \bar{B}_s^0$ ,  $B_s^{0*} \bar{B}_s^0$ , and  $B_s^{0*} \bar{B}_s^{0*}$  are kinematically well-separated. For  $B$  mesons,  $B\bar{B}$ ,  $B^* \bar{B}$ ,  $B^* \bar{B}^*$  and  $B\bar{B}\pi\pi$  are also kinematically separated.  $B\bar{B}\pi$ ,  $B^* \bar{B}\pi$  and  $B^* \bar{B}^* \pi$  occupy a broad, but distinct region in  $\Delta E - m_{\text{bc}}$  and overlap with one another, and partially with  $B\bar{B}\pi\pi$ . Because  $B_{(s)}$  candidates are reconstructed (not  $B_{(s)}^*$ ), only for  $B\bar{B}$  and  $B_s^0 \bar{B}_s^0$  does  $\Delta E$  peak at zero and  $m_{\text{bc}}$  peak at the physical  $B$  and  $B_s^0$  masses. For the other processes,  $\Delta E$  and  $m_{\text{bc}}$  are offset by a predictable amount. By measuring the yields in each of these kinematically defined regions, one can determine the  $B$  and  $B_s^0$  fractions at the  $\Upsilon(5S)$  as well as the contributing subprocesses.

A second approach for obtaining the  $B$  and  $B_s^0$  yields at the  $\Upsilon(5S)$  is to use inclusive particle yields. This technique exploits the large difference in inclusive rates for  $B$  and  $B_s^0$  to various particles, such as  $D_s$ ,  $D^0$ , and  $\phi$ .

### 4. EXCLUSIVE $B$ MESON FINAL STATES AT THE $\Upsilon(5S)$

CLEO reconstructs  $B$  mesons via their decays  $B \rightarrow J/\psi(K^+, K_S^0, K^{*0})$  and  $B \rightarrow D^{(*)}(\pi, \rho)$  (25 channels in total) [10]. First, the inclusive  $B$  yield is determined by computing the invariant mass of all  $B$  meson candidates with

$-200 < \Delta E < 450$  MeV and  $5272 < m_{\text{bc}} < 5448$  MeV. Unlike  $m_{\text{bc}}$ , invariant mass does not depend on the particular  $\Upsilon(5S)$  decay mode. A fit to the invariant mass spectrum yields a signal of  $(53.2 \pm 9.0)$  events. Using efficiencies ( $\epsilon$ ) from Monte Carlo (MC) simulation and branching fractions ( $\mathcal{B}$ ) from the PDG [11], it is found  $\sum \epsilon_i \mathcal{B}_i = 7.2 \times 10^{-4}$ , where the sum is over the 25 decay modes. From this it is concluded that  $\sigma(e^+e^- \rightarrow B\bar{B}(X)) = (0.177 \pm 0.030 \pm 0.016)$  nb. Using this cross-section and the measured total hadronic cross-section, the  $B_s^0$  fraction in  $\Upsilon(5S)$  decays,  $f_s$ , is computed to be  $f_s = 1 - (\sigma_{B\bar{B}X}/\sigma_{\text{had}}) = (0.41 \pm 0.10 \pm 0.09)$ . To determine the contributing subprocesses, events are selected in the expected signal band in the  $\Delta E - m_{\text{bc}}$  plane and projected onto the  $m_{\text{bc}}$  axis. The resulting distribution of events is shown in Fig. 1. A dominant  $B^* \bar{B}^*$  peak is observed, along with a smaller contribution from  $B^* \bar{B}$ , and an insignificant yield from  $B\bar{B}$ . The distributions are fit to the sum of 3 Gaussians, with resolutions determined from MC and the mass difference between the  $B^* \bar{B}^*$  and  $B\bar{B}$  peaks constrained to the expected value of 47.5 MeV. The fitted yields are  $3.7_{-2.4}^{+3.1}$   $B\bar{B}$ ,  $10.3 \pm 3.9$   $B^* \bar{B}$  and  $31.4 \pm 6.1$   $B^* \bar{B}^*$  events. Insignificant yields in  $B^{(*)} \bar{B}^{(*)} \pi$  and  $B\bar{B}\pi\pi$  lead to 90% confidence level upper limits of 13.1 and 6.4 events, respectively. Thus, it is found that  $(74 \pm 15 \pm 8)\%$  of the  $B$  production is through  $B^* \bar{B}^*$  and  $(24 \pm 9 \pm 3)\%$  is from  $B^* \bar{B}$ . For  $B\bar{B}$ ,  $B^{(*)} \bar{B}^{(*)} \pi$  and  $B\bar{B}\pi\pi$  90% upper limits of 22%, 32% and 14%, respectively, are obtained. These results strongly disfavor the QHM and are consistent with the UQM.

The  $m_{\text{bc}}$  peak position for  $B^* \bar{B}^*$  and the corresponding peak position from  $B_s^{0*} \bar{B}_s^{0*}$  [12] can be used to make a precise measurement of the  $B_s^*$  mass. Noting that  $M(B_s^*) - M(B^*) = m_{\text{bc}}(B_s^{0*} \bar{B}_s^{0*}) - m_{\text{bc}}(B^* \bar{B}^*) + 1.6$  MeV, and using the well-measured  $B^*$  mass [11], gives  $M(B_s^*) = (5411.7 \pm 1.6 \pm 0.6)$  MeV, which provides a significant improvement over the previous measurement. The M1 mass splitting for  $B_s^0$  is thus found to be  $(45.7 \pm 1.7 \pm 0.7)$  MeV, which is consistent with the value in the  $B$  system of  $(45.78 \pm 0.35)$  MeV [11], as expected from heavy

quark symmetry.

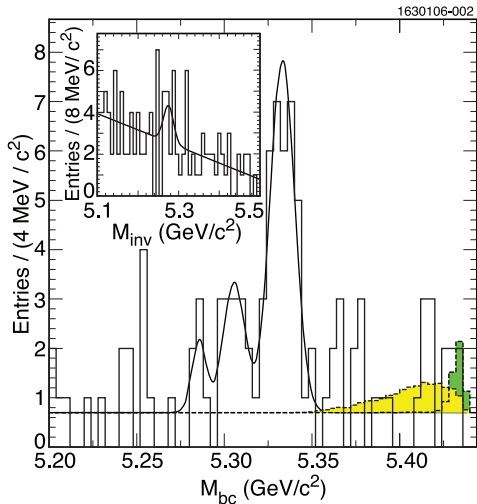


Figure 1.  $m_{bc}$  for  $B$  signal candidates in CLEO. The histogram is the data and the line is a fit as described in the text. The shaded regions indicate the shapes expected from  $B^{(*)}\bar{B}^{(*)}\pi$  and  $B\bar{B}\pi\pi$ . The inset shows the invariant mass for these particular final states, as described in the text.

## 5. EXCLUSIVE $B_s^0$ MESON FINAL STATES AT THE $\Upsilon(5S)$

Both CLEO and Belle reconstruct  $B_s^0 \rightarrow J/\psi(\phi, \eta, \eta')$  [14] and  $B_s^0 \rightarrow D_s^{(*)}(\pi, \rho)$  candidates. In Fig. 2 we show the  $\Delta E$  versus  $m_{bc}$  and  $m_{bc}$  distribution for  $B_s^0 \rightarrow D_s^{(*)}(\pi, \rho)$  candidates from the CLEO  $\Upsilon(5S)$  data sample. The three boxes, from left to right, indicate signal regions for  $B_s^0\bar{B}_s^0$ ,  $B_s^{0*}\bar{B}_s^0$ , and  $B_s^{0*}\bar{B}_s^{0*}$ . All 10 signal candidates are  $B_s^{0*}\bar{B}_s^{0*}$ . An additional 4 events are observed in the  $J/\psi$  modes, all of which are also  $B_s^{0*}\bar{B}_s^{0*}$ . Using efficiencies from simulation and branching fractions from the PDG [11], yields  $f_s^* = \sigma(\Upsilon(5S) \rightarrow B_s^{0*}\bar{B}_s^{0*})/\sigma(\Upsilon(5S)) = (37_{-12}^{+14} \pm 9)\%$ , where  $f_s^*$  neglects the evidently small  $B_s^0\bar{B}_s^0$  and  $B_s^{0*}\bar{B}_s^0$  contributions. Belle observes a total of 23 events (21  $B_s^{0*}\bar{B}_s^{0*}$ , 2  $B_s^{0*}\bar{B}_s^0$ , 0  $B_s^0\bar{B}_s^0$ ) and determines  $94_{-9}^{+6}\%$  of  $B_s^0$  are from  $B_s^{0*}\bar{B}_s^{0*}$  [9].

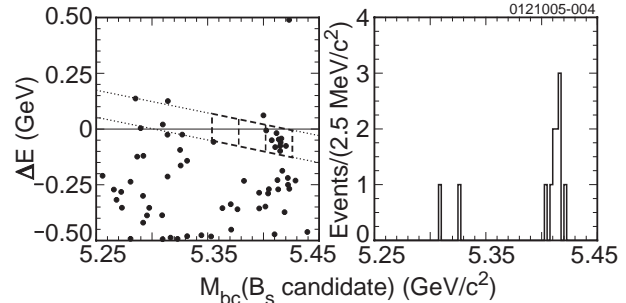


Figure 2.  $\Delta E$  versus  $m_{bc}$  (left) and  $m_{bc}$  (right) for  $B_s^0 \rightarrow D_s^{(*)}(\pi, \rho)$  candidates in the CLEO  $\Upsilon(5S)$  data sample. The superimposed boxes are discussed in the text.

## 6. INCLUSIVE ANALYSES

Inclusive analyses are sensitive to  $f_s$ , provided the *probe* particle chosen has sufficiently different production rate for  $B$  and  $B_s^0$  decays. CLEO has used both  $D_s$  and  $\phi$  mesons, both of which are expected to have substantially higher rates from  $B_s^0$  than  $B$  mesons [8]. Belle followed up with a similar pair of analyses that use  $D_s$  and  $D^0$  mesons [9]. Measurement of the  $B_s^0$  fraction,  $f_s$ , is obtained using an expression of the form:

$$\mathcal{B}(\Upsilon(5S) \rightarrow D_s X) = N_{\Upsilon(5S)}(2f_s \mathcal{B}(B_s^0 \rightarrow D_s X) + (1 - f_s) \mathcal{B}(\Upsilon(4S) \rightarrow D_s X)), \quad (1)$$

where  $N_{\Upsilon(5S)}$  is the number of  $\Upsilon(5S)$  decays, and we have inserted  $D_s$  as the probe particle as an example. Here one measures  $\mathcal{B}(\Upsilon(5S) \rightarrow D_s X)$  and  $\mathcal{B}(\Upsilon(4S) \rightarrow D_s X)$ , and makes a model-dependent estimate of  $\mathcal{B}(B_s^0 \rightarrow D_s X) = (92 \pm 11)\%$  [8], leaving only  $f_s$  unknown. Using similar arguments, it is estimated that  $\mathcal{B}(B_s^0 \rightarrow D^0 X) = (8 \pm 7)\%$  [9]. The first measurement of  $f_s$  using this technique was reported by CLEO, where they measure:  $f_s = (16.8 \pm 2.6_{-3.4}^{+6.7})\%$  [8] using  $D_s \rightarrow \phi\pi^+$  mesons. The  $D^0$  and  $D_s$  scaled momentum spectra from Belle using  $\Upsilon(5S)$  data (points) and the below- $\Upsilon(4S)$  continuum (histogram) are shown in Fig. 3. The excess above continuum corresponds to the left-hand side of

Eqn. 1. Using  $\mathcal{B}(B \rightarrow D_s X) = (8.7 \pm 1.2)\%$  and  $\mathcal{B}(B \rightarrow D^0 X) = (64.0 \pm 3.0)\%$  [11], Belle obtains:  $f_s = (17.9 \pm 1.4 \pm 4.1)\%$  from  $D_s$  and  $f_s = (18.1 \pm 3.6 \pm 7.5)\%$  from  $D^0$ , which are consistent with each other and with the previous CLEO result.

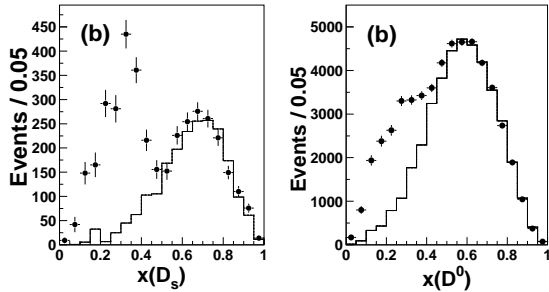


Figure 3. Scaled momentum distributions,  $x = p_D/E_{\text{beam}}$ , for (a)  $D_s^+ \rightarrow \phi\pi^+$  and (b)  $D^0 \rightarrow K^-\pi^+$  from Belle. The points are data taken at the  $\Upsilon(5S)$  resonance and the histogram is the continuum obtained from  $\Upsilon(4S)$  data, normalized by the ratio of luminosities and  $s = E_{\text{cm}}^2$ .

CLEO has also performed an analysis using inclusive  $\phi$  production [8], where  $\phi \rightarrow K^+K^-$ . The measured yields as a function of scaled momentum are shown in Fig. 4. The first bin  $0 < x < 0.05$  is obtained from MC simulation, because in this bin the kaons generally have too low momentum to be reconstructed. The uncertainty is taken to be 100% of its value. From the measured  $D^0 \rightarrow \phi X$ ,  $D^+ \rightarrow \phi X$  and  $D_s \rightarrow \phi X$  branching fractions [15], it is deduced that most  $\phi$  mesons in  $B_{(s)}$  decay come from the cascade  $B_{(s)} \rightarrow D \rightarrow \phi$  or  $B_{(s)} \rightarrow D_s \rightarrow \phi$ , which allows one to make a model-dependent estimate  $\mathcal{B}(B_s^0 \rightarrow \phi X) = (16.1 \pm 2.4)\%$ . One then uses Eqn. 1 to obtain  $f_s = (24.6 \pm 2.9_{-5.0}^{+11.0})\%$ .

The combined CLEO average, using exclusive  $B$  mesons, and inclusive  $D_s$  and  $\phi$  mesons, is  $f_s = 21_{-3}^{+6}\%$ .

These studies firmly establish the  $B_s^0$  production rate to be about 25%, with roughly 90% of it produced as  $B_s^0 \bar{B}_s^{0*}$ . It is also found that  $B^* \bar{B}^*$  is dominant, with  $B^* \bar{B}$  about  $(1/3)B^* \bar{B}^*$ .

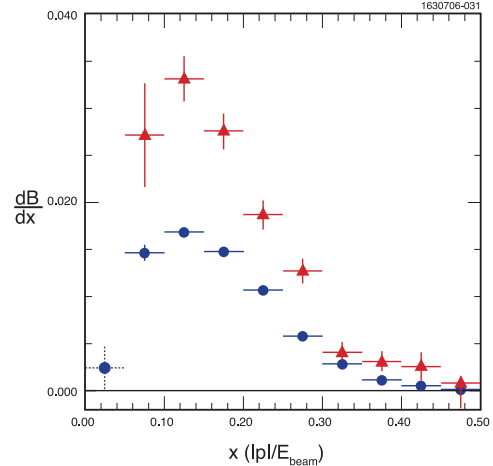


Figure 4. CLEO continuum-subtracted scaled momentum spectra for  $\Upsilon(5S) \rightarrow \phi + X$  (filled circles) and  $\Upsilon(4S) \rightarrow \phi + X$  (triangles).

Other processes are less than about 25% of  $B^* \bar{B}^*$ . These results are consistent with the UQM, and inconsistent with the QHM.

## 7. $\Delta\Gamma_s$ AND RARE DECAYS

With a large sample of data collected on the  $\Upsilon(5S)$ , one can begin to search for rare  $B_s^0$  decays. While many of the decays can be searched for in  $p\bar{p}$  (CDF, D0) and  $pp$  (LHCb at CERN, starting 2008), the  $e^+e^-$  environment enjoys low particle multiplicity and good signal-to-background for low energy photons. Final states with soft photons are particularly difficult for detectors at hadron machines, and so this is an area where machines operating at the  $\Upsilon(5S)$  can make significant contributions. Taking  $\sigma(e^+e^- \rightarrow B_s^0 \bar{B}_s^0) = 0.075$  nb (25% of the resonance cross-section), a  $50 \text{ fb}^{-1}$  dataset, which could be collected by Belle in a couple of months, yields about 7.5 million  $B_s^0$  decays.

In the Standard Model, the width difference,  $\Delta\Gamma_s^{CP}$  between the CP eigenstates,  $B_s^{\text{odd}}$  and  $B_s^{\text{even}}$  is given by  $\Delta\Gamma_s^{CP} = 2|\Gamma_{12}|$ , where  $\Gamma_{12}$  is the off-diagonal matrix element in the  $B_s^0$  decay matrix, which connects  $B_s^0$  and  $\bar{B}_s^0$  via on-shell intermediate states. These matrix elements are saturated by tree-diagrams, such as  $B_s^0 \rightarrow$

$D_s^{+(*)}D_s^{-(*)}$ , and therefore  $\Gamma_s^{CP}$  is expected to be insensitive to new physics. Because there are more CP even than CP odd final states in  $B_s^0$  decays, one expects  $\Delta\Gamma_s^{CP} \simeq (0.12 \pm 0.06)[3]$ . In the presence of CP violation, one finds a width difference between the mass eigenstates of  $\Delta\Gamma_s = \Delta\Gamma_s^{CP} \cos\phi$ , where  $\phi = \arg(-M_{12}/\Gamma_{12})$ , is the difference between the  $B_s^0$  mixing phase and the phase of  $-\Gamma_{12}$ . In the Standard Model,  $\phi$  is expected to be small, of order 0.01. Therefore, one expects  $\Delta\Gamma_s^{CP} \simeq \Delta\Gamma_s$ . Since new physics could affect  $B_s^0$  mixing, *i.e.*, the phase of  $M_{12}$ , new physics could drive  $\Delta\Gamma_s$  away from  $\Delta\Gamma_s^{CP}$ . Precise measurements of  $\Delta\Gamma_s^{CP}$  can be obtained by measuring the branching fractions and CP content of final states accessible to  $B_s^0$  and  $\bar{B}_s^0$ . Such final states are dominated by  $D_s^{+(*)}D_s^{-(*)}$ , but also include  $J/\psi\phi$ ,  $J/\psi\eta$ ,  $J/\psi\eta'$ , etc. Under certain assumptions [3], it can be shown that  $B_s^0 \rightarrow D_s^{+(*)}D_s^{-(*)}$  is pure CP even, and neglecting the charmonium states, one finds  $\Delta\Gamma_s^{CP}/\Gamma_s \simeq 2\mathcal{B}(B_s^0 \rightarrow D_s^{+(*)}D_s^{-(*)})$ . With a  $50 \text{ fb}^{-1}$   $\Upsilon(5S)$  data sample, one would expect  $\sim 10$  events in each decay mode [16], yielding  $\sim 25\%$  accuracy on  $\mathcal{B}(B_s^0 \rightarrow D_s^{+(*)}D_s^{-(*)})$ . If these assumptions are relaxed, one must measure the CP fraction of the various vector-vector final states, which would require substantially larger statistics.

Various rare loop-induced decay modes have been searched for in the Belle data sample, including  $B_s^0 \rightarrow \gamma\gamma$ ,  $B_s^0 \rightarrow \phi\gamma$ , and  $B_s^0 \rightarrow K^+K^-$  [13]. The limit  $\mathcal{B}(B_s^0 \rightarrow \gamma\gamma) < 0.53 \times 10^{-4}$ , is already more stringent than the current world average.

## 8. CONCLUSIONS

In summary, we report on measurements of the  $B_s^0$  fraction,  $f_s$  at CLEO and Belle, and find about 25% of the  $\Upsilon(5S)$  decays produce  $B_s^0$ , predominantly in the form of  $B_s^{0*}\bar{B}_s^{0*}$ . We also find a dominance of  $B^*\bar{B}^*$  among ordinary  $B$  decays. Both of these observations are consistent with the UQM and inconsistent with the QHM. An  $e^+e^-$  machine operating at the  $\Upsilon(5S)$  produces about 15 million  $B_s^0$  per  $100 \text{ fb}^{-1}$ . Studies of decay channels that produce soft photons could provide complementary information to  $B_s^0$  studies at

hadron machines.

## REFERENCES

1. D. Besson *et al.* (CLEO Collaboration), Phys. Rev. Lett. **54** (1985) 381.
2. D. M. Lovelock *et al.* (CUSB Collaboration), Phys. Rev. Lett. **54** (1985) 377.
3. I. Dunietz, R. Fleischer, and U. Nierste, Phys. Rev. **D 63** (2001) 114015, and references therein.
4. A. Abulencia *et al.* (CDF Collaboration), Phys. Rev. Lett. **97** (2006) 242003.
5. A. D. Martin and C.-K. Ng, Z. Phys. **C 40** (1988) 139; A. Le Yaouanc *et al.*, Phys. Rev. **D 8** (1973) 2223.
6. S. Ono, A. I. Sanda, and N. A. Tornqvist, Phys. Rev. **D 34** (1986) 186; N. Tornqvist, Phys. Rev. Lett. **53** (1984) 87; K. Heikkila, N. A. Tornqvist and S. Ono, Phys. Rev. **D 29** (1984) 110; N. Byers and E. Eichten, Nucl. Phys. Proc. Suppl. **16** (1990) 281.
7. S. Ono, Phys. Rev. **D 33** (1986) 2660.
8. G. S. Huang *et al.* (CLEO Collaboration), Phys. Rev. **D 75** (2007) 012002; M. Artuso *et al.* (CLEO Collaboration), Phys. Rev. Lett. **95** (2005) 261801.
9. A. Drutskoy *et al.* (Belle Collaboration), Phys. Rev. Lett. **98** (2007) 052001.
10. O. Aquines *et al.* (CLEO Collaboration), Phys. Rev. Lett. **96** (2006) 152001.
11. S. Eidelman *et al.*, Phys. Rev. Lett. **B 592** (2004) 1.
12. G. Bonvicini *et al.* (CLEO Collaboration), Phys. Rev. Lett. **96**, 022002 (2006).
13. K. Abe *et al.* (Belle Collaboration), hep-ex/0610003.
14. Belle does not include  $B_s^0 \rightarrow J/\psi\eta'$ .
15. G. S. Huang *et al.* (CLEO Collaboration), Phys. Rev. **D 74** (2006) 112005.
16. A. Drutskoy, hep-ph/0604061.