

Hadronization in semi-inclusive deep-inelastic scattering on nuclei

A. Airapetian^p, N. Akopov^{aa}, Z. Akopov^{aa}, E.C. Aschenauer^g,
 W. Augustyniak^z, R. Avakian^{aa}, A. Avetissian^{aa},
 E. Avetissian^k, N. Bianchi^k, H.P. Blok^{r,y}, H. Böttcher^g,
 C. Bonomo^j, A. Borissovⁿ, A. Brüll^l, V. Bryzgalov^t,
 M. Capiluppi^j, G.P. Capitani^k, E. Cisbani^v, G. Ciullo^j,
 M. Contalbrigo^j, P.F. Dalpiaz^j, W. Deconinck^p, R. De Leo^b,
 M. Demey^r, L. De Nardo^f, E. De Sanctis^k, M. Diefenthalerⁱ,
 P. Di Nezza^k, J. Dreschler^r, M. Dürenⁿ, M. Ehrenfriedⁱ,
 G. Elbakian^{aa}, F. Ellinghaus^e, U. Elschenbroich^l, R. Fabbri^g,
 A. Fantoni^k, S. Frullani^v, D. Gabbert^g, G. Gapienko^t,
 V. Gapienko^t, F. Garibaldi^v, G. Gavrillov^{f,s,w}, V. Gharibyan^{aa},
 F. Giordano^j, S. Gliske^p, L. Grigoryan^{aa}, C. Hadjidakis^k,
 M. Hartig^f, D. Hasch^k, T. Hasegawa^x, G. Hillⁿ,
 A. Hillenbrandⁱ, M. Hoekⁿ, B. Hommez^l, I. Hristova^g,
 Y. Imazu^x, A. Ivanilov^t, H.E. Jackson^a, R. Kaiserⁿ, T. Keriⁿ,
 E. Kinney^e, A. Kisselev^{o,s}, M. Kopytin^g, V. Korotkov^t,
 P. Kravchenko^s, L. Lagamba^b, R. Lamb^o, L. Lapikás^r,
 I. Lehmannⁿ, P. Lenisa^j, P. Liebing^g, L.A. Linden-Levy^o,
 W. Lorenzon^p, S. Luⁿ, X. Lu^x, B. Maiheu^l, N.C.R. Makins^o,
 B. Marianski^z, H. Marukyan^{aa}, V. Mexner^r, C.A. Miller^w,
 Y. Miyachi^x, V. Muccifora^k, M. Murrayⁿ, A. Mussgillerⁱ,
 E. Nappi^b, Y. Naryshkin^s, A. Nassⁱ, M. Negodaev^g,
 W.-D. Nowak^g, L.L. Pappalardo^j, R. Perez-Benitoⁿ,
 N. Pickertⁱ, M. Raithelⁱ, D. Reggianiⁱ, P.E. Reimer^a,
 A. Reischl^r, A.R. Reolon^k, C. Riedl^g, K. Rithⁱ, S.E. Rock^f,
 G. Rosnerⁿ, A. Rostomyan^f, L. Rubacekⁿ, J. Rubin^o,
 D. Ryckbosch^l, Y. Salomatin^t, A. Schäfer^u, G. Schnell^x,
 B. Seitzⁿ, C. Shearerⁿ, T.-A. Shibata^x, V. Shutov^h,
 M. Stancari^j, M. Statera^j, J.J.M. Steijger^r, H. Stenzelⁿ,
 J. Stewart^g, F. Stinzingⁱ, J. Streitⁿ, S. Taroian^{aa}, B. Tchuiko^t,

A. Trzcinski^z, M. Tytgat^ℓ, A. Vandenbroucke^ℓ,
P.B. van der Nat^r, G. van der Steenhoven^r, Y. van Haarlem^ℓ,
C. van Hulse^ℓ, M. Varanda^f, D. Veretennikov^s, V. Vikhrov^s,
I. Vilardi^b, C. Vogelⁱ, S. Wang^c, S. Yaschenkoⁱ, Y. Ye^d, Z. Ye^f,
S. Yen^w, W. Yuⁿ, D. Zeilerⁱ, B. Zihlmann^ℓ, P. Zupranski^z

The HERMES Collaboration

^a*Physics Division, Argonne National Laboratory, Argonne, Illinois 60439-4843,
USA*

^b*Istituto Nazionale di Fisica Nucleare, Sezione di Bari, 70124 Bari, Italy*

^c*School of Physics, Peking University, Beijing 100871, China*

^d*Department of Modern Physics, University of Science and Technology of China,
Hefei, Anhui 230026, China*

^e*Nuclear Physics Laboratory, University of Colorado, Boulder, Colorado
80309-0390, USA*

^f*DESY, 22603 Hamburg, Germany*

^g*DESY, 15738 Zeuthen, Germany*

^h*Joint Institute for Nuclear Research, 141980 Dubna, Russia*

ⁱ*Physikalisches Institut, Universität Erlangen-Nürnberg, 91058 Erlangen,
Germany*

^j*Istituto Nazionale di Fisica Nucleare, Sezione di Ferrara and Dipartimento di
Fisica, Università di Ferrara, 44100 Ferrara, Italy*

^k*Istituto Nazionale di Fisica Nucleare, Laboratori Nazionali di Frascati, 00044
Frascati, Italy*

^ℓ*Department of Subatomic and Radiation Physics, University of Gent, 9000 Gent,
Belgium*

^m*Physikalisches Institut, Universität Gießen, 35392 Gießen, Germany*

ⁿ*Department of Physics and Astronomy, University of Glasgow, Glasgow G12
8QQ, United Kingdom*

^o*Department of Physics, University of Illinois, Urbana, Illinois 61801-3080, USA*

^p*Randall Laboratory of Physics, University of Michigan, Ann Arbor, Michigan
48109-1040, USA*

^q*Lebedev Physical Institute, 117924 Moscow, Russia*

^r*Nationaal Instituut voor Kernfysica en Hoge-Energiefysica (NIKHEF), 1009 DB
Amsterdam, The Netherlands*

^s*Petersburg Nuclear Physics Institute, St. Petersburg, Gatchina, 188350 Russia*

^t*Institute for High Energy Physics, Protvino, Moscow region, 142281 Russia*

^u*Institut für Theoretische Physik, Universität Regensburg, 93040 Regensburg,
Germany*

^v*Istituto Nazionale di Fisica Nucleare, Sezione Roma 1, Gruppo Sanità and
Physics Laboratory, Istituto Superiore di Sanità, 00161 Roma, Italy*

^w*TRIUMF, Vancouver, British Columbia V6T 2A3, Canada*

^x*Department of Physics, Tokyo Institute of Technology, Tokyo 152, Japan*

^y*Department of Physics and Astronomy, Vrije Universiteit, 1081 HV Amsterdam,
The Netherlands*

^z*Andrzej Soltan Institute for Nuclear Studies, 00-689 Warsaw, Poland*

^{aa}*Yerevan Physics Institute, 375036 Yerevan, Armenia*

Abstract

A series of semi-inclusive deep-inelastic scattering measurements on deuterium, helium, neon, krypton, and xenon targets has been performed in order to study hadronization. The data were collected with the HERMES detector at the DESY laboratory using a 27.6 GeV positron or electron beam. Hadron multiplicities on nucleus A relative to those on the deuteron, R_A^h , are presented for various hadrons (π^+ , π^- , π^0 , K^+ , K^- , p , and \bar{p}) as a function of the virtual-photon energy ν , the fraction z of this energy transferred to the hadron, the photon virtuality Q^2 , and the hadron transverse momentum squared p_t^2 . The data reveal a systematic decrease of R_A^h with the mass number A for each hadron type h . Furthermore, R_A^h increases (decreases) with increasing values of ν (z), increases slightly with increasing Q^2 , and is almost independent of p_t^2 , except at large values of p_t^2 . For pions two-dimensional distributions also are presented. These indicate that the dependences of R_A^π on ν and z can largely be described as a dependence on a single variable L_c , which is a combination of ν and z . The dependence on L_c suggests in which kinematic conditions partonic and hadronic mechanisms may be dominant. The behaviour of R_A^π at large p_t^2 constitutes tentative evidence for a partonic energy-loss mechanism. The A -dependence of R_A^h is investigated as a function of ν , z , and of L_c . It approximately follows an A^α form with $\alpha \approx 0.5 - 0.6$.

Key words: nuclei, quarks, hadron production, hadronization, attenuation, A -dependence

1 Introduction

After decades of extensive study, understanding the confinement of quarks and gluons in hadrons still is one of the great challenges in hadronic physics. To

¹ Present address: 36 Mizzen Circle, Hampton, Virginia 23664, USA

uncover its nature, hadronic reactions in a nuclear medium, either cold or hot, are studied. Typical examples are the measurements of hadron production on nuclear targets in semi-inclusive deep-inelastic scattering of leptons [1,2,3,4,5] and the jet-quenching and parton energy-loss phenomena observed in ultra-relativistic heavy-ion collisions [6,7]. In each case hadron yields are observed that are different from those observed in the corresponding reactions on free nucleons.

The process that leads from the partons produced in the elementary interaction to the hadrons observed experimentally is commonly referred to as hadronization or fragmentation. According to theoretical estimates the hadronization process occurs over length scales varying from less than a femtometer to several tens of femtometers. At these length scales the magnitude of the strong coupling constant is such that perturbative techniques cannot be applied. Hence, hadronization is an intrinsically non-perturbative QCD process, for which only approximate theoretical approaches are presently available. Experimental data are vital for supporting these theoretical developments, since they can be used to gauge or guide the calculations.

The hadronization process in free space has been studied extensively in e^+e^- annihilation experiments [8]. As a result the spectra of particles produced and their kinematic dependences are rather well known. However, little is known about the space-time evolution of the process. Semi-inclusive production of hadrons in deep-inelastic scattering of leptons from atomic nuclei provides a way to investigate this space-time development. Leptoproduction of hadrons has the virtue that the energy and the momentum of the struck parton are well determined, as they are tagged by the scattered lepton. By using nuclei of increasing size one can investigate the time development of hadronization. If hadronization occurs quickly, i.e., if the hadrons are produced at small distances compared to the size of atomic nuclei, the relevant interactions in the nuclear environment involve well-known hadronic cross sections such as the ones for pion-nucleon interactions. If, in contrast, hadronization occurs over large distances, the relevant interactions are partonic and involve the emission of gluons and quark-antiquark pairs. The two mechanisms lead to different predictions for the decrease in hadron yield, known as attenuation, on nuclei as compared to that on free nucleons.

Most likely, a combination of these two mechanisms contributes to the observed attenuation of hadron yields on nuclei. This expectation has led to a range of phenomenological approaches, which are briefly summarized in the next section. The available calculations cover a range of possible mechanisms (partonic energy loss or hadronic absorption) and time (length) scales (from less than 1 fm to more than 10 fm), which results in different dependences on the various kinematic variables. In order to distinguish between these calculations precise hadron attenuation data are needed as a function of several

kinematic variables for a range of nuclei and for several hadron types.

Exploratory measurements were first performed at SLAC [1] and later by the EMC [2] and E665 [3] collaborations. More recently many more data have been collected by the HERMES collaboration at DESY and the CLAS collaboration at the Thomas Jefferson National Accelerator Facility [9]. Some of the HERMES data have been published already [4,5]. The CLAS data are presently being analysed [10]. In this paper we present the full results from HERMES on the multiplicities for the production of pions, kaons, protons, and antiprotons on helium, neon, krypton, and xenon targets relative to those for deuterium. It goes beyond the scope of the present paper to compare the data to the available theoretical calculations. Instead, prominent features of the data are identified and used to address two key issues in the study of hadronization: (i) what are the time or length scales of the process, and (ii) what are the mechanisms that lead to nuclear attenuation?

The paper is organized as follows. In section 2 the theoretical framework is described, and some representative theoretical models are summarized. In section 3 those aspects of the HERMES experiment that are relevant to the present measurements are presented. In section 4 the data analysis is discussed, including the corrections to the raw data and the systematic uncertainties. The results for the attenuation as a function of various kinematic variables are presented and discussed in section 5. This section has several subsections in which the features of the data, especially those related to the relevant time scales and mechanisms, and the A -dependence, are discussed separately. The results are summarized in the last section, which also lists the conclusions.

2 Theoretical framework

In order to put the experimental results into perspective, in this section the concepts that are used in the study of hadronization are presented, and models that have been developed to describe the experimental results are briefly discussed. It is emphasized that the latter is meant only to illustrate potential interpretations of the data. The experimental data and the features that they exhibit are the genuine subject.

The hadronization process in a nuclear medium can be studied by means of semi-inclusive deep-inelastic scattering (SIDIS) of electrons or positrons from nuclei. For that purpose the multiplicity ratio R_A^h is introduced, which is defined as the ratio of the number of hadrons h produced per deep-inelastic scattering (DIS) event on a nuclear target with mass number A to that for a deuterium (D) target. Figure 1 illustrates the definition of the relevant lep-

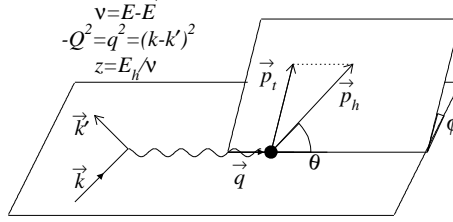


Fig. 1. Kinematic planes for hadron production in semi-inclusive deep-inelastic scattering and definitions of the relevant lepton and hadron variables. The quantities $k = (E, \vec{k})$ and $k' = (E', \vec{k}')$ are the four-momenta of the incident and scattered lepton, (E_h, \vec{p}_h) is the four-momentum of the produced hadron, and \vec{p}_t is the transverse momentum of the hadron.

ton and hadron kinematic variables. The ratio R_A^h depends on the leptonic variables ν , the energy of the virtual photon, and Q^2 , the negative of the four-momentum of the virtual photon squared, and on the hadronic variables $z = E_h/\nu$, the fraction of the virtual-photon energy carried by the hadron, and p_t^2 , the square of the hadron momentum component transverse to the direction of the virtual photon. Thus R_A^h can be written as:

$$R_A^h(\nu, Q^2, z, p_t^2) = \frac{\left(\frac{N^h(\nu, Q^2, z, p_t^2)}{N^e(\nu, Q^2)} \right)_A}{\left(\frac{N^h(\nu, Q^2, z, p_t^2)}{N^e(\nu, Q^2)} \right)_D}, \quad (1)$$

with $N^h(\nu, Q^2, z, p_t^2)$ the number of semi-inclusive hadrons at given (ν, Q^2, z, p_t^2) , and $N^e(\nu, Q^2)$ the number of inclusive DIS leptons at (ν, Q^2) . Implicit in this definition is the integration over the angle ϕ between the lepton scattering plane and the hadron production plane (see Fig. 1).

Experiments at large values of ν [2,3] give values $R_A^h \approx 1.0$ within the experimental uncertainty. This is interpreted as an indication that nuclear effects are negligible in that region. At lower values of ν the value of R_A^h has been found to be well below unity [1,4,5].

Even though hadronization is not yet quantitatively understood, it is generally assumed that the following processes play a role in leptoproduction of hadrons. After a quark in a nucleon has absorbed the virtual photon, it can lose energy by scattering from other quarks and by radiating gluons. As a result the value of R_A^h may be influenced. A change in R_A^h can also result from the quark in a nucleus having a different distribution function as a result of partonic rescaling. These two effects will be called partonic mechanisms.

After a certain time a colourless object, called a prehadron, is formed, which has the quantum numbers of the final hadron, but not yet its full wave function. The concept of colour transparency [11] is closely related to this. The prehadron then evolves over some time into the physical hadron. In the Lund model [12] the process of (pre)hadron formation is described as the building of

a colour field (string) between the struck quark and the residual system. The string gets stretched and breaks into smaller pieces, each with an (anti-)quark at both ends. The Lund model gives predictions (see, e.g., Ref. [13]) for the time t_c , and the corresponding (constituent or formation) length l_c , that it takes for the prehadron to be formed, and the time t_h required for the final physical hadron to be formed.²

The average value of the formation length l_c , denoted by L_c , is given in the Lund model by

$$L_c = f(z) \frac{\nu}{\kappa}, \quad (2)$$

where $f(z)$ is a function that goes as $1 - z$ for large values of z (this behaviour is also found in other models, and is due to the fact that in the limit $z \rightarrow 1$ the struck quark cannot have lost any energy when producing the final hadron), and has a broad maximum of about 0.4 around $z = 0.35$. The quantity κ is the string tension, which reflects the energy loss of the leading quark per unit length, usually taken as $\kappa = 1.0$ GeV/fm. Thus, at values of ν of 5 – 25 GeV, the prehadron formation takes place over distances of about 1 – 10 fm, comparable to the size of a nucleus. The values of l_h are larger than l_c , so the final hadron is often formed outside the nucleus.

If the (pre)hadron is formed inside the nucleus, it can experience hadronic interactions, generally called final-state interactions (FSI). For discussing the effects of these, we will not discriminate between prehadrons and hadrons, and just talk about hadrons and hadronic effects, although the relevant cross sections may be different for hadrons and prehadrons. The first effect of FSI may be the rescattering of the hadron from the nucleons in the nucleus, the hadron losing energy and possibly 'generating' other, mainly low energy, hadrons (if these are mesons, the word generate can be taken literally; if these are nucleons, generated means that they are now in a continuum state). The effect is thus a loss of hadrons at a given value of z , and an increase of the same hadron, but possibly also of other hadrons, at lower z . Another effect of FSI can be that the original hadron is absorbed. This is usually accompanied by the emission of other, again mainly low-energy, hadrons. So also in this case there is a loss of hadrons at given z , and an increase of other hadrons at lower z . For a full description of all these effects, coupled-channel calculations should be performed. However, since these are rather complicated, in models usually only absorption is considered. Clearly this neglects the generation of hadrons at lower values of z .

² In the literature the name 'formation time or length' has sometimes different meanings and also different symbols are used. Here the name 'formation length' (l_c) is used for what is often called the prehadron (or constituent) formation length, and 'hadron formation length' (l_h) for the hadron (or yo-yo) formation length (see, e.g., Refs. [13,14]).

The change from partonic mechanisms to hadronic mechanisms, which depends on the formation length relative to the size of the nucleus, influences R_A^h . Thus the use of various nuclear targets allows one to investigate the space-time development of the hadronization process.

At present, reliable QCD calculations of quark hadronization (fragmentation) can not yet be performed because of the major role of 'soft', i.e., non-perturbative processes. For that reason various types of models have been developed.

Phenomenological models [15,16,17,18] use formation times/lengths and absorption cross sections for the various hadrons in the nuclear medium. Various formulae for the formation lengths have been used, and in the more advanced versions two length scales, l_c and l_h , are distinguished, as well as different absorption cross sections for the quark, the prehadron, and the final hadron. The absorption cross sections are usually adjusted to obtain the best description of the ν - and z -dependence of the experimental data.

Other (QCD-inspired) models focus on the energy loss that the struck quark experiences in the nuclear environment [19,20,21,22]. In Refs. [20,21] twist-4 contributions to the fragmentation functions resulting from multiple scattering and gluon bremsstrahlung in a nuclear medium are calculated. A nuclear attenuation proportional to $A^{2/3}$ is predicted, where the power 2/3 results from the coherence of the gluon radiation process [23], which gives an induced radiative energy loss of a quark traversing a length L of matter proportional to L^2 [24]. No hadron absorption is included, as it is assumed that the hadron is formed outside the nucleus.

The effect of a finite formation length is included in Ref. [22], in which fragmentation functions are calculated that are again modified due to partonic energy loss in the nuclear medium during the time t_c . By using the quark energy loss determined from Drell-Yan data, a reasonable agreement with existing data is found. In order to keep the approach as simple as possible, absorption of the produced (pre)hadron is not taken into account.

Another class of models includes (pre)hadron absorption, with or without a description of what happens in the hadronization process. In Ref. [25] R_A^h is described in terms of medium-modified fragmentation functions supplemented by nuclear absorption. A parton-rescaling model that has also been used to describe the EMC effect is used to describe the nuclear modification of the fragmentation functions. The (average) formation length is taken from the Lund model [12]. Ref. [26] calculates the nuclear attenuation of the (leading) hadron with $z > 0.5$ by including as major ingredients the formation length l_c and an absorption cross section of the prehadron. The effect of quark energy loss is found to be small. In Ref. [27] the hadron attenuation is investigated

within the framework of the Boltzmann-Uehling-Uhlenbeck transport model. Since this is a coupled-channel approach, hadrons are not only absorbed, but can also be produced. Some choices for the formation time t_c , including taking it to be zero, are studied.

The theoretical calculations have been compared to the data from Refs. [2,4,5]. Notwithstanding their different and sometimes orthogonal ingredients, all models reproduce the global features of the data. In the case of the ν -dependence, which is best described, the reason may be that the decreasing attenuation with increasing value of ν is largely due to a simple increase of the formation time t_c with ν in the target rest frame due to Lorentz dilatation. The dependence of R_A^h on z and A , which in general is less well described, may be more discriminating, especially when more detailed data are available.

3 Experiment

The measurements were performed with the HERMES spectrometer [28] using a 27.6 GeV positron or electron beam stored in the HERA ring at DESY. Some data were collected using a 12.0 GeV positron beam [29,30], but since the amount of data was much less and only pions or all hadrons were identified, they are not included here. Typical beam currents were 40 mA down to 5 mA. The spectrometer consists of two mirror-symmetric halves, located above and below the lepton beam pipe. A flux-exclusion plate in the midplane of the magnet prevents deflection of the lepton (and proton) beams passing through the center of the spectrometer. The scattered leptons and the produced hadrons were detected within an angular acceptance of ± 170 mrad horizontally and $\pm (40 - 140)$ mrad vertically. The lepton trigger was formed by a coincidence between signals from three scintillator hodoscope planes and a lead-glass calorimeter. A minimum energy deposit in the latter of 3.5 GeV (1.4 GeV) for unpolarized (polarized) target runs was required.

The data were collected during the years 1999, 2000, 2004, and 2005, using unpolarized nuclear (He, Ne, Kr, Xe) and polarized or unpolarized deuterium (D) gaseous targets internal to the storage ring (see Table 1). In 1997 also data on nitrogen were taken, but since at that time the RICH detector (see below) was not yet available, only data for pions and all hadrons together could be presented [4]. Therefore these data are not included here. The yields from polarized deuterium were summed over the two spin orientations. The target gases were injected into a 40 cm long tubular open-ended storage cell. Using an Unpolarized Gas Feed System [31] it is possible to provide D, He, N, Ne, Kr, or Xe targets with relatively high areal densities (between 10^{14} and 10^{17} nucleons/cm²), resulting in luminosities ranging from 10^{31} to 10^{33} cm⁻²s⁻¹. Such high-density runs were taken at the end of HERA fills, with typical

currents of 15 to 5 mA and beam lifetimes of one hour. This made it possible to accumulate the data for these targets in only a few days of integrated beam time. The luminosity was measured using elastic scattering of the beam particles from the electrons in the target gas: Bhabha scattering for a positron beam, Møller scattering for an electron beam [32]. There are several particle

Table 1

Overview of the HERMES nuclear attenuation measurements.

Year	E (GeV)	Target	Identified hadrons	Ref.
1997	27.6	D, N	h^\pm, π^\pm	[4], [5]
1999	27.6	D, Kr	$h^\pm, \pi^\pm, \pi^0, K^\pm, p, \bar{p}$	[5], this work
2000	27.6	D, He, Ne	$\pi^\pm, \pi^0, K^\pm, p, \bar{p}$	this work
2000	12.0	D, N, Kr	h^\pm, π^\pm	[29]
2004	27.6	D, Kr, Xe	$\pi^\pm, K^\pm, \pi^0, p, \bar{p}$	this work
2005	27.6	D, Kr, Xe	$\pi^\pm, K^\pm, \pi^0, p, \bar{p}$	this work

identification (PID) detectors in the HERMES spectrometer. Details on the performance and use of these PID detectors can be found in Ref. [33]. Electrons and positrons are identified by combining the information from a lead-glass calorimeter, a scintillator hodoscope preceded by two radiation lengths of lead (the pre-shower detector), and a transition-radiation detector.

The identification of charged pions, kaons, protons, and antiprotons is accomplished using the information from the Ring-Imaging Čerenkov detector (RICH) [34], which replaces a threshold Čerenkov counter used in the previously reported measurements on nitrogen [4]. The RICH detector uses two radiators, a 5 cm thick wall of silica-aerogel tiles followed by a large volume of C_4F_{10} gas, to provide separation of pions, kaons, and (anti)protons. Together these provide good particle identification for charged hadrons in the momentum range $2 < p < 15$ GeV, with limited contamination from misidentified hadrons. The identification efficiencies and contaminations for pions, kaons, protons, and antiprotons were determined in a Monte Carlo simulation as a function of the hadron momentum and multiplicity in the relevant detector half. These performance parameters were verified in a limited kinematic domain using known particle species from identified resonance decays. They were used in a matrix method to unfold the true hadron distributions from the measured ones. Systematic uncertainties in the unfolding were estimated by using matrices determined in different ways, see Refs. [34,35] for details.

The electromagnetic calorimeter [36] provides neutral pion identification through the detection of two clusters without an accompanying track, originating from the two decay photons.

4 Data Analysis

The analysis procedure is similar to the one described in detail in Refs. [4,5], where the nitrogen and first krypton data were presented. Since the publication of Ref. [5], more data on krypton were taken and all data were analysed in a wider kinematic range.

The hadron multiplicity ratio R_A^h as defined in Eq. 1 was determined as a function of the leptonic (Q^2 and ν) and hadronic (z and p_t^2) variables for all identified particles and all targets. The kinematic constraints imposed on the scattered leptons were identical for all analysed data: $Q^2 > 1 \text{ GeV}^2$, $W = \sqrt{2M\nu + M^2 - Q^2} > 2 \text{ GeV}$ (where M is the nucleon mass) for the invariant mass of the photon-nucleon system, and $y = \nu/E < 0.85$ for the energy fraction of the virtual photon. The constraints on W and y were applied in order to exclude nucleon resonances and to limit the magnitude of the radiative corrections to R_A^h , respectively. The resulting value of $x_{Bj} = Q^2/2M\nu$ ranged from 0.023 to 0.8.

As mentioned in the previous section, charged hadrons were identified in the momentum range 2.0 – 15.0 GeV by using the RICH detector. For the identification of the neutral pions through the detection of their decay photons, each of the two photon clusters was required to have an energy of at least 0.8 GeV. The background was evaluated in each kinematic bin by fitting the two-photon invariant mass spectrum with a Gaussian plus a polynomial that fits the shape of the background due to uncorrelated photons. The number of detected neutral pions was obtained by integrating the peak, corrected for background, over a $\pm 2\sigma$ range with respect to the centroid of the Gaussian. The low momentum limit for the neutral pions was set at 2.5 GeV in order to reduce backgrounds.

The integrated luminosities for all years and targets are listed in Table 2. Typical numbers of observed DIS leptons and identified hadrons are listed in Table 3.

Most of the systematic uncertainties related to the detector, the reconstruction efficiencies and particle identification practically cancel in the ratio of the multiplicities. In determining the multiplicity ratios, deuterium data collected in the same year as the data for the heavier target were used to avoid uncertainties due to possible different conditions or functioning of the HERMES spectrometer during the years. It was verified that the multiplicity ratios obtained in different years were consistent within the statistical and systematic uncertainties.

The multiplicity ratios were also inspected as a function of the hadron angles θ_x and θ_y with respect to the beam direction in order to investigate whether

Table 2

Integrated luminosities (in pb^{-1}) for the various data sets.

Target	1999	2000	2004	2005	Sum
D	32.3	119.7	35.7	61.7	249.4
He		27.9			27.9
Ne		84.2			84.2
Kr	26.1		29.5	21.1	76.7
Xe			21.2	21.4	42.6

Table 3

Number of DIS leptons and identified hadrons collected on deuterium and krypton targets in 1999, 2004, and 2005 combined. The numbers are for the following kinematic constraints: $Q^2 > 1 \text{ GeV}^2$, $\nu > 6 \text{ GeV}$, $W > 2 \text{ GeV}$, and $z > 0.2$.

Target	DIS	π^+	π^-	π^0	K^+	K^-	p	\bar{p}
D	6669k	706k	575k	232k	146k	62k	131k	23k
Kr	3516k	286k	232k	90k	68k	26k	69k	8k

the values of R_A^h depend on the geometrical acceptance of the spectrometer. After applying (small) corrections for changes in average kinematics with θ_x or θ_y , no effect was found beyond the statistical and systematic uncertainties. The dependence of the value of R_A^h on the azimuthal angle ϕ of the hadron (see Fig. 1) was also investigated, since it is known that the SIDIS cross section on the proton and deuteron depends on this variable. It was found that R_A^h was constant as a function of ϕ within the statistical and systematic uncertainties.

The data for the multiplicity ratios were corrected for radiative processes in the manner described in Ref. [37]. The code of Ref. [38] was modified to include the measured SIDIS cross sections. The radiative corrections (RC) were applied to both the inclusive and the semi-inclusive parts in Eq. 1. For the inclusive cross sections elastic, quasi-elastic, and inelastic processes need to be taken into account, whereas for the semi-inclusive ones only inelastic radiative processes contribute. The correction for the ratio of the latter was taken to be independent of z . Since the inelastic radiative effects are almost the same for the nuclei A and D , the size of the radiative corrections applied to R_A^h was small over most of the kinematic range. Only in kinematic regions of DIS where the elastic and quasi-elastic tails are non-negligible, i.e., at the highest value of ν and lowest value of Q^2 (low x_{Bj}), is there a noticeable effect on R_A^h , with a maximum (increase) of R_A^h of about 7% for xenon and krypton, 4.5% for neon, and 1% for helium.

Since the usual interpretation of the definition of R_A^h (see Eq. 1) is that it should only include hadrons formed in the fragmentation process, a correction has to be made for measured hadrons that are the decay products of directly produced mesons. The main effect is on the charged-pion multiplicities as a result of the decay of exclusively produced ρ^0 mesons (for pions from other mesons and for other hadrons the contribution is small). That may affect the multiplicities for positive (negative) pions by an amount ranging from about 1% at low z up to 30% (45%) at high values of z , as estimated from a Monte Carlo simulation. The effect on the multiplicity ratio R_A^π is much smaller, but does not cancel completely since the ρ^0 mesons also interact with the nuclear medium. Taking into account the measured nuclear transparency [39] for ρ^0 mesons, the maximum remaining effect on R_A^π , which occurs for z -values of 0.7-0.8, was estimated to be about 2(4)%, 3(5)%, 3.5(6)%, and 4(7)% in the case of helium, neon, krypton, and xenon, respectively. The first(second) number applies for positive (negative) pions. These values were included in the systematic uncertainties.

The total systematic uncertainties include the uncertainties of hadron identification (1.5% for neutral pions, 0.5% for charged pions, 2% for kaons, 2% for protons, and 6% for antiprotons), overall efficiency ($< 2\%$), ρ^0 -meson production for positive (0.3% - 4%) and negative (0.3% - 7%) pions, and the effects of using different parameterizations of fragmentation functions and distribution functions in the RC calculations ($< 2\%$).

5 Results and Discussion

In this section the experimental results are presented and the dependences of the multiplicity ratios R_A^h on the various kinematic variables and the mass number A of the nucleus are discussed. Unless specified otherwise the data are shown with the following constraints: $\nu > 6.0$ GeV, $z > 0.2$, and $x_F > 0$, where x_F is given by

$$x_F = p_{\parallel}^* / p_{\parallel}^{*max}, \quad (3)$$

with p_{\parallel}^* being the component of the hadron momentum in the direction of the momentum transfer in the virtual-photon nucleon center-of-mass system. Together with that on z , the constraint on x_F will reduce possible contributions from target fragmentation.

5.1 Multiplicity ratio for identified hadrons

Figures 2-5 show the dependence of R_A^h on ν , z , Q^2 , and p_t^2 for the various nuclei for all identified hadrons: positively charged (pions, kaons, and protons),

negatively charged (pions, kaons, and anti-protons), and neutral ones (pions). The inner error bars in these figures represent the statistical uncertainties, while the outer ones are for the total uncertainty (statistical plus systematic, added quadratically). The systematic uncertainty is mainly a scale uncertainty, affecting the values of R_A^h for the various values of ν , z , Q^2 , or p_t^2 in the same way.

In presenting the results for R_A^h as functions of one of the four independent variables (ν , z , Q^2 , p_t^2) only, R_A^h was integrated (within the acceptance of the experiment) over the others. Because of acceptance effects and because in general the dependence of R_A^h on ν , z , Q^2 , and p_t^2 does not factorize ($R_A^h(\nu, z, Q^2, p_t^2) \neq R_1(\nu)R_2(z)R_3(Q^2)R_4(p_t^2)$), this integration may introduce false dependences. This is mainly relevant in case of ν and z , where the average value of ν (z) changes non-negligibly depending on the value of z (ν). Table A.1 in the Appendix gives an indication of the size of these correlations by listing the average values of the kinematic quantities that were integrated over for the various dependences in the case of produced pions. All data are available in detail from Ref. [40].

Before discussing in the following subsections the dependence of R_A^h on the kinematic variables ν , z , Q^2 , and p_t^2 in detail, first some global features of the data are discussed.

The basic feature of the data is the decrease of R_A^h with increasing value of the mass number A of the nucleus. Qualitatively this is understood as being due to increased partonic (quark energy loss) or hadronic (absorption) effects. Furthermore, there is a large similarity between the data for π^+ , π^- , and π^0 , and a clear difference between those for K^+ and K^- , and those for p and \bar{p} . Also here there are some simple arguments to explain these features at least qualitatively.

Since we use (almost) isoscalar targets and the production of π^+ and π^- on protons or neutrons is only slightly different, both the production and absorption of pions is in the first instance independent of their charge. The values of R_A^h for K^+ and K^- show a similar behaviour as a function of the various variables, but $R_A^{K^-}$ is almost everywhere smaller than $R_A^{K^+}$. A positive kaon can be produced directly from the struck quark (in the language of string breaking models it is a rank 1 hadron), but a negative kaon can only be produced in more complicated string breakings (rank 2 or higher), except at small values of x_{Bj} , where sea quarks start to play a larger role. This is reflected in the production rate on deuterium being much larger for K^+ than for K^- , see Table 3, and leads to a steeper dependence of the K^- fragmentation function on z , and hence a reduced production if the parton has lost energy before hadronization. Also, due to their quark content, nuclear absorption cross sections are larger for K^- than for K^+ . Thus both parton energy loss

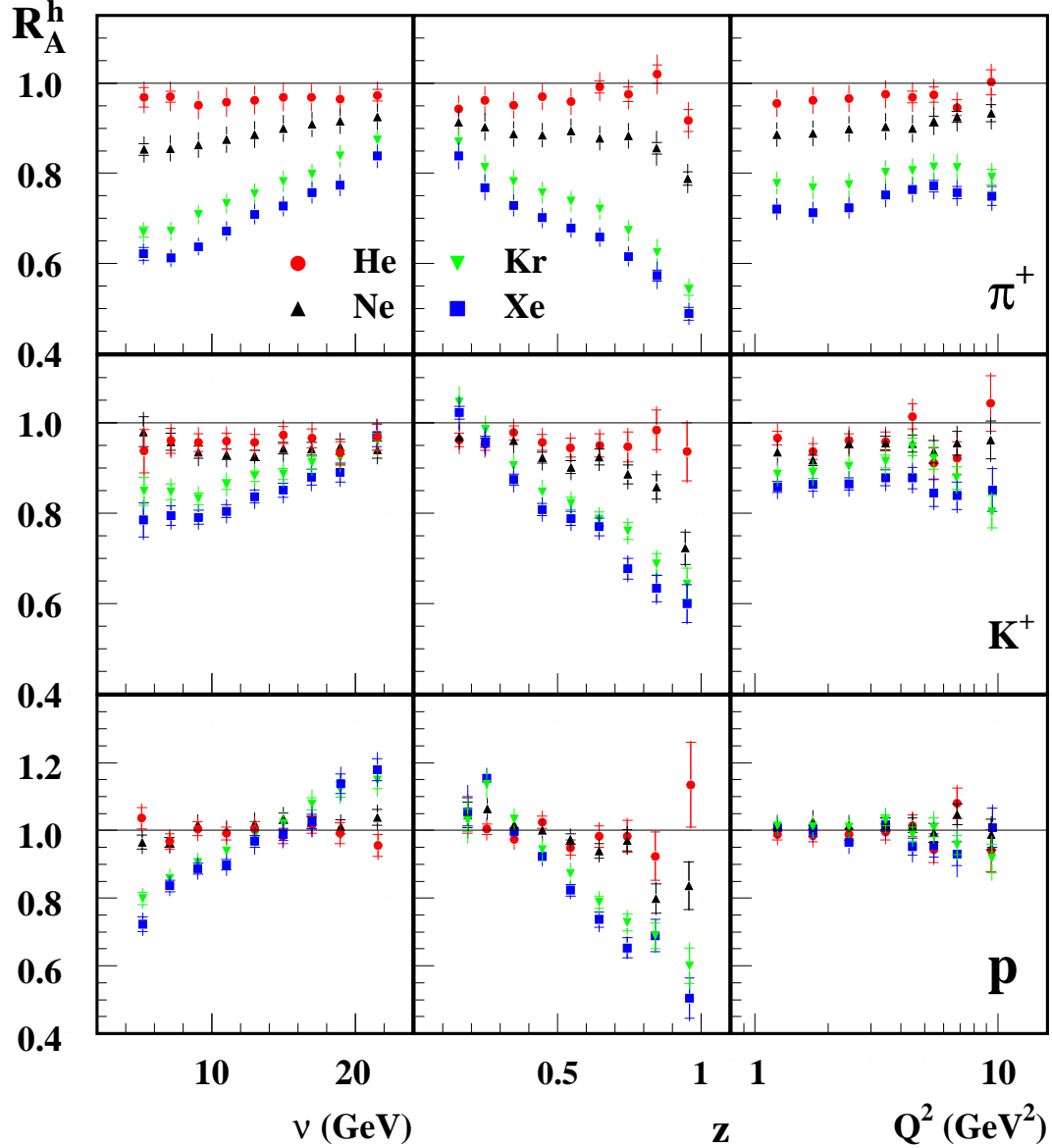


Fig. 2. Values of R_A^h for positively charged hadrons as a function of ν , z , and Q^2 . The data as a function of ν are shown for $\nu > 4$ GeV and those as a function of z for $z > 0.1$. The inner error bars represent the statistical uncertainty, while the outer ones show the total uncertainty.

and absorption of the produced kaon can qualitatively explain the observed difference between $R_A^{K^+}$ and $R_A^{K^-}$. However, when comparing the multiplicity ratios for pions and kaons, it is seen that $R_A^{K^-} \approx R_A^{\pi^-}$, whereas $R_A^{K^+} > R_A^{\pi^+}$. Given that both pions and K^+ particles are rank-1, and K^- rank 2 or higher, and that nuclear absorption cross sections for both K^+ and K^- are smaller than for pions, these features are not readily explained by the behaviour of fragmentation functions or absorption cross sections.

The results for protons cannot really be related to those for any of the other

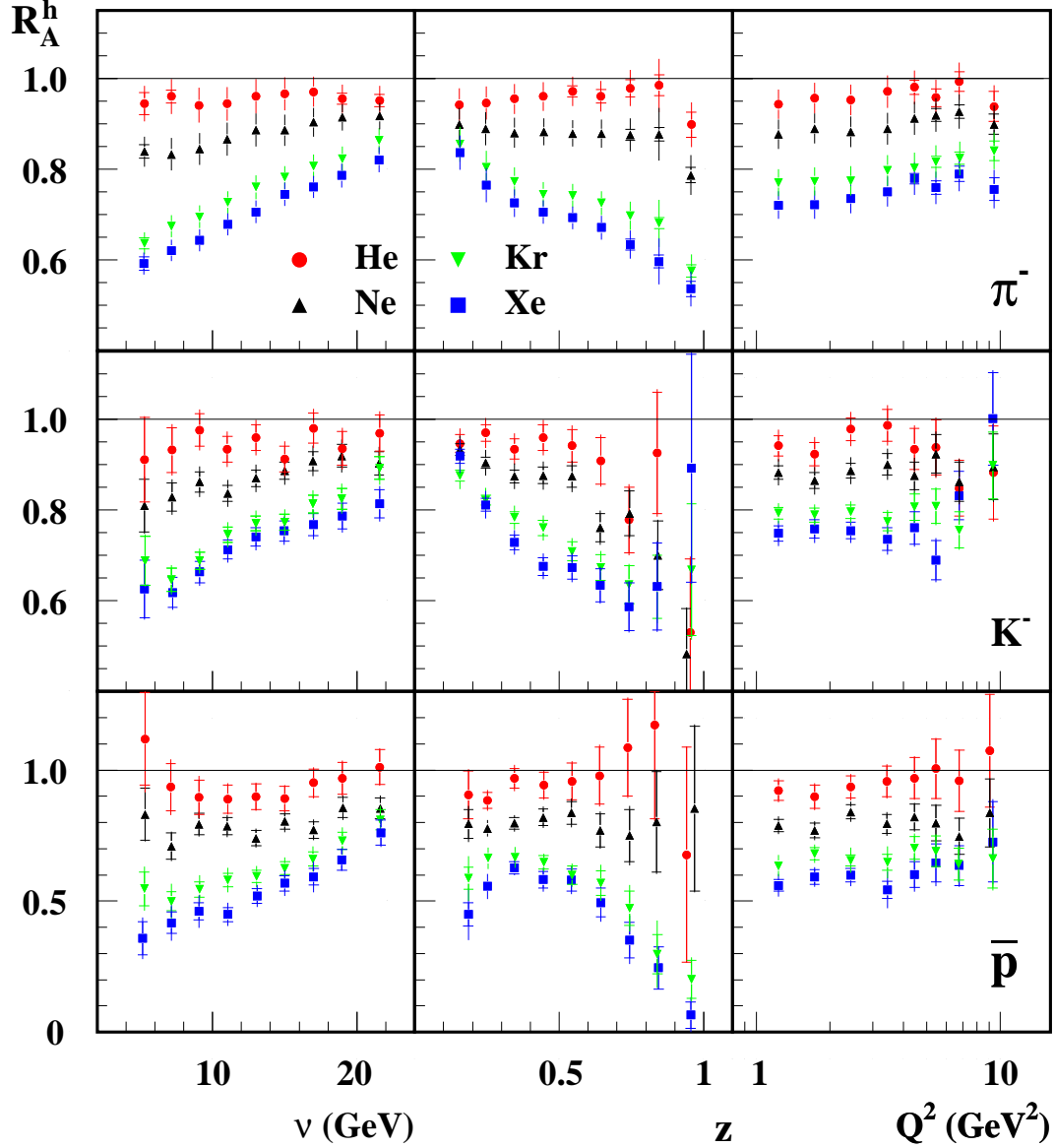


Fig. 3. Values of R_A^h for negatively charged hadrons as a function of ν , z , and Q^2 . The data as a function of ν are shown for $\nu > 4$ GeV and those as a function of z for $z > 0.1$. Error bars as in Fig. 2.

particles. Because protons are already present in a nucleus, an appreciable fraction of them may not come from hadronization. This is reflected in the very large difference in production of p and \bar{p} on deuterium, see Table 3. Furthermore, as discussed in section 2, in final-state interactions they generally are not absorbed, but give rise to more nucleons (both protons and neutrons), thus possibly even increasing R_A^h at lower z .

Antiprotons feature a rather strong attenuation, which might be attributed to the relatively large $\bar{p}N$ cross section.

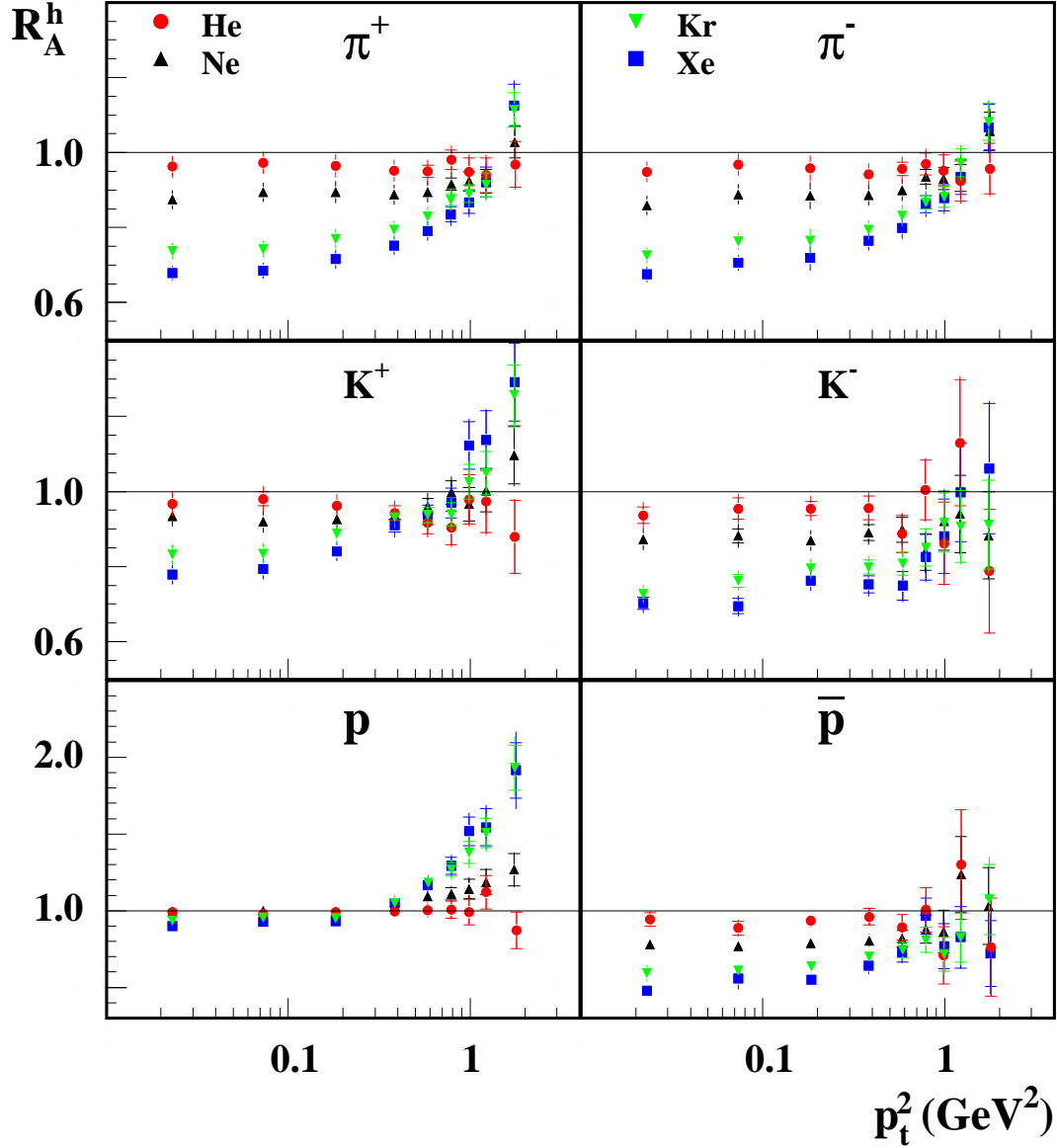


Fig. 4. Values of R_A^h for positively (left panel) and negatively (right panel) charged hadrons as a function of p_t^2 . Error bars as in Fig. 2.

5.1.1 ν -dependence

The first systematic experimental study of the ν -dependence of attenuation was reported in Ref. [2], where the range $20 < \nu < 200$ GeV was investigated. It was shown that the nuclear attenuation decreased with increasing value of ν , and essentially vanished at $\nu > 50$ GeV. The HERMES data are more informative, since they are in the region of ν where the attenuation becomes appreciable, include particle identification, and the statistical precision is much better.

The leftmost columns in Figs. 2, 3, and 5 show that in almost all cases the

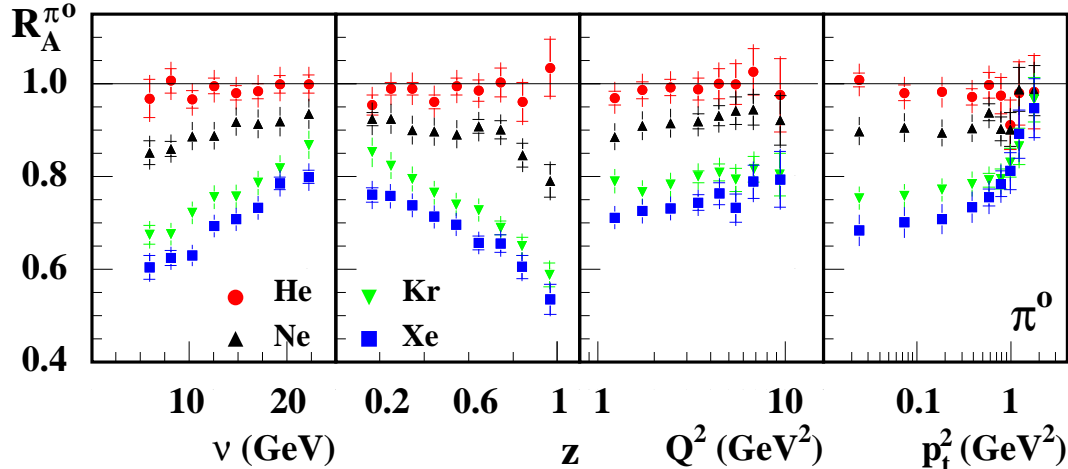


Fig. 5. Values of R_A^h for neutral pions as a function of ν , z , Q^2 , and p_t^2 . The data as a function of z are shown for $z > 0.1$. Error bars as in Fig. 2.

attenuation decreases (the value of R_A^h increases) with increasing values of ν . (For He this behaviour presumably is present as well, but small compared to the uncertainties in the data points.) In the absorption-type models this is explained as being due to an increase of the formation length in the rest frame of the nucleus at higher ν due to Lorentz dilatation, resulting in a larger fraction of the hadronization taking place outside the nucleus. In partonic models the quark energy loss leads effectively to a shift Δz in the argument of the fragmentation function, and thus an attenuation that is proportional to ϵ/ν , with ϵ the quark energy loss.

For protons R_A^h increases at higher values of ν to well above unity for Kr and Xe. Here the following should be realized. The value of $\langle z \rangle$ is correlated with ν , e.g., the value of $\langle z \rangle$ for the lowest ν -bin is about 0.57, whereas for the highest ν -bin it is 0.35. Since the value of R_A^h strongly increases with decreasing value of z (see the next subsection), a large fraction of the strong increase at high ν is in fact due to the dependence of R_A^h on z . Such an effect may play a role for other particles, e.g., for K^+ , too.

5.1.2 z -dependence

As can be seen from the second column in Figs. 2, 3, and 5 for all hadron types R_A^h is largely constant with z for He, while it decreases with increasing z for Ne and especially for Xe and Kr. In parton energy-loss models this results from the strong decrease of the fragmentation function at large z in combination with the Δz resulting from the energy loss. In absorption-type models the overall decrease of R_A^h with increasing z is assumed to be due to a decrease in the formation length in combination with (pre)hadronic absorption. The increase of R_A^h at large z calculated in Ref. [22] is not observed in the data.

For the heavier targets R_A^h rises strongly at low z . Presumably this is due to large FSI effects in these nuclei, through which particles of higher energy lose energy or get absorbed, generating (other) lower-energy particles.

As in the case of large values of ν , the value of R_A^h for protons rises above unity at small z . This presumably is a result of large rescattering of protons and other produced particles with protons in the target. Part of the increase is due to the fact that the average value of ν decreases considerably with z , from about 18 GeV for the lowest bin to about 10 GeV for the highest bin. This explains also why even at the smallest z the value of R_A^h is still lower than that for the highest value of ν .

Apart from featuring rather small values of R_A^h , down to almost zero, the z -dependence of R_A^h for antiprotons is special in that it stays constant or even decreases slightly at small values of z , where R_A^h for other particles increases strongly for the heavier targets. This probably can be attributed to the fact that in final-state interactions the chance that an anti-proton survives, or is produced, is relatively small. This would support the idea that the rise of R_A^h for other particles at $z < 0.3$ is due to FSI effects and suggests that the difference in behaviour of anti-protons and the other particles at small values of z may be a sensitive check on coupled-channel calculations of FSI effects.

5.1.3 Q^2 -dependence

The rightmost column of Figs. 2, 3, and 5 shows for pions a small Q^2 -dependence, which is slightly stronger for the heavier nuclei. For kaons and (anti-)protons no Q^2 -dependence is discernable. Hence, the attenuation is not very sensitive to Q^2 , which means that integrating over Q^2 when studying other dependences does not introduce false dependences.

In the twist-4 energy-loss model of Refs. [20,21] a Q^2 -dependence of R_A^h of the form $R \sim a \ln Q^2$ is found, which is consistent with the data. In Ref. [26] the calculated Q^2 -dependence is the result of two counteracting processes, which results in a rather small Q^2 -dependence that is larger for Kr than for Ne, in global agreement with the data. When describing the attenuation purely as the result of a modification of the effective fragmentation function [22], a slight increase of R_A^h with Q^2 is predicted. The deconfinement model [25] predicts for all nuclei a slight decrease of R_A^h with Q^2 , which is not supported by the data.

5.1.4 p_t^2 -dependence

Figure 4 and the rightmost column of Fig. 5 show for the heavier nuclei a rise of R_A^h at high p_t^2 . Such an effect was first observed by EMC [2] for all

charged hadrons taken together, but has been measured now for separate identified hadrons. The phenomenon is also known from heavy-ion collisions, where it is referred to as the Cronin effect [41]. Compared to experiments with heavy ions, the use of a lepton probe has the advantage that initial-state interactions do not play a role, except for shadowing effects, which are small in the x_{Bj} range of the present experiment. The observed rise at high p_t^2 is attributed to a broadening of the p_t^2 distribution. In principle this can result from partonic rescattering as well as from hadronic final-state interactions. In the next subsection this will be looked at in more detail in the case of pions.

5.2 Two-dimensional multiplicity ratio for pions

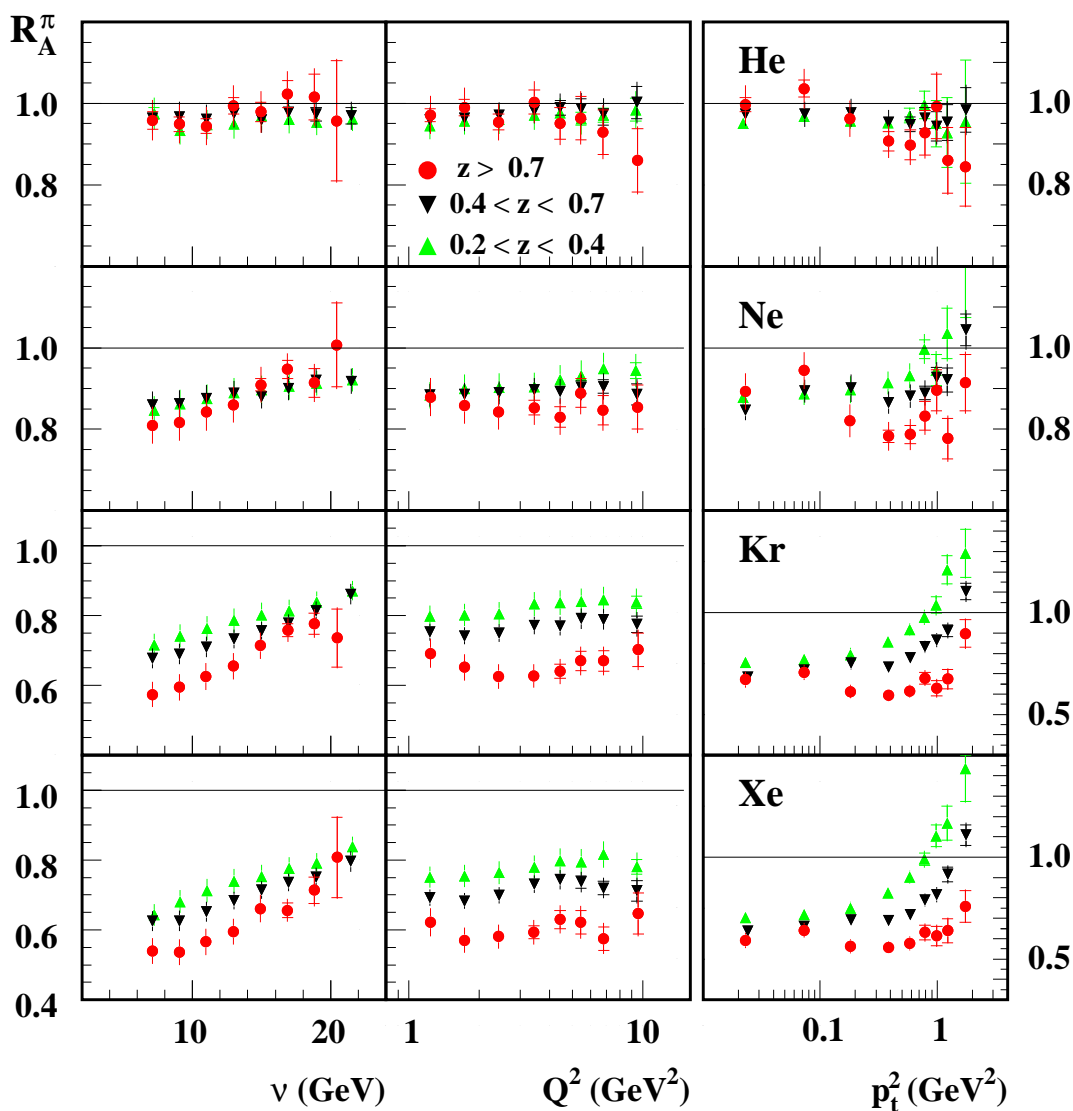


Fig. 6. Values of R_A^h for charged pions for three z ranges. Error bars as in Fig. 2. In order to investigate the behaviour of R_A^h in more detail, the data for π^+

and π^- production, which have the best statistical precision and are consistent within uncertainties, were combined for a two-dimensional binning, see Figs. 6-8. The bins used are $0.2 - 0.4 - 0.7 - 1.2$ for z , $6.0 - 12.0 - 17.0 - 23.5$ GeV for ν , and smaller or larger than 0.7 GeV² for p_t^2 . This has the added advantage that the correlation between, e.g., the average values of ν and z mentioned in relation to the one-dimensional distributions, is strongly reduced.

Figure 6 shows the dependence of R_A^π on ν , Q^2 , and p_t^2 for three bins in z . The left hand column indicates that the dependence on ν hardly depends on z . The Q^2 -dependence is similar for the various z -bins (Monte-Carlo simulations show that the rise of R_A^π at the lowest Q^2 for the highest z range is due to a relatively large contribution of pions coming from ρ^0 decay). Therefore, the dependence on z is not affected when integrating over Q^2 . The data in the rightmost column indicate that the increase of R_A^h for Kr and Xe at large p_t^2 is smaller for larger z . Such a z -dependence of the p_t^2 -dependence was predicted in Ref. [26]. The points for the highest z range show a bump at small values of p_t^2 . This is due to a relatively large contribution of pions coming from ρ^0 decay in this part of the phase space.

Figure 7 shows the dependence of R_A^π on z , Q^2 , and p_t^2 for three bins in ν . The second and third column indicate that the dependence of R_A^h on Q^2 and p_t^2 depends only weakly on ν , which allows one to integrate over these variables without introducing spurious correlations. The leftmost column shows for He and Ne (and perhaps for Kr) some interesting features in that there seems to be a change of the z -dependence with the value of ν , R_A^π first being about constant or even rising slightly with z , and then dropping, the turnover point occurring at lower z for the lower ν -bin. This behaviour is studied in more detail in the next subsection.

Figure 8 shows the dependence of R_A^π on ν , Q^2 , and z for two bins in p_t^2 . The leftmost column shows that at large p_t^2 the values of R_A^h are larger and that the dependence on ν largely disappears. This is clearly correlated with the fact that R_A^h increases at large p_t^2 (Cronin effect), as discussed in the previous subsection, and indicates that this effect is largely independent of ν . The rightmost column of this figure shows that the Cronin effect disappears at high z . This is at least consistent with the idea that the rise of R_A^h at large p_t^2 (broadening of the p_t^2 -distribution) is of partonic origin. In the limit $z \rightarrow 1$ there is no room for partonic rescattering, because the parton is not allowed to have any energy loss (see, e.g., Ref. [26]). In principle, rescattering of the produced (pre)hadron could lead to the observed behaviour, too, but since the rescattering cross sections are relatively small, the data discussed suggest a partonic mechanism. At the same time, this tells that the attenuation in the limit $z \rightarrow 1$ is due purely to a hadronic absorption mechanism.

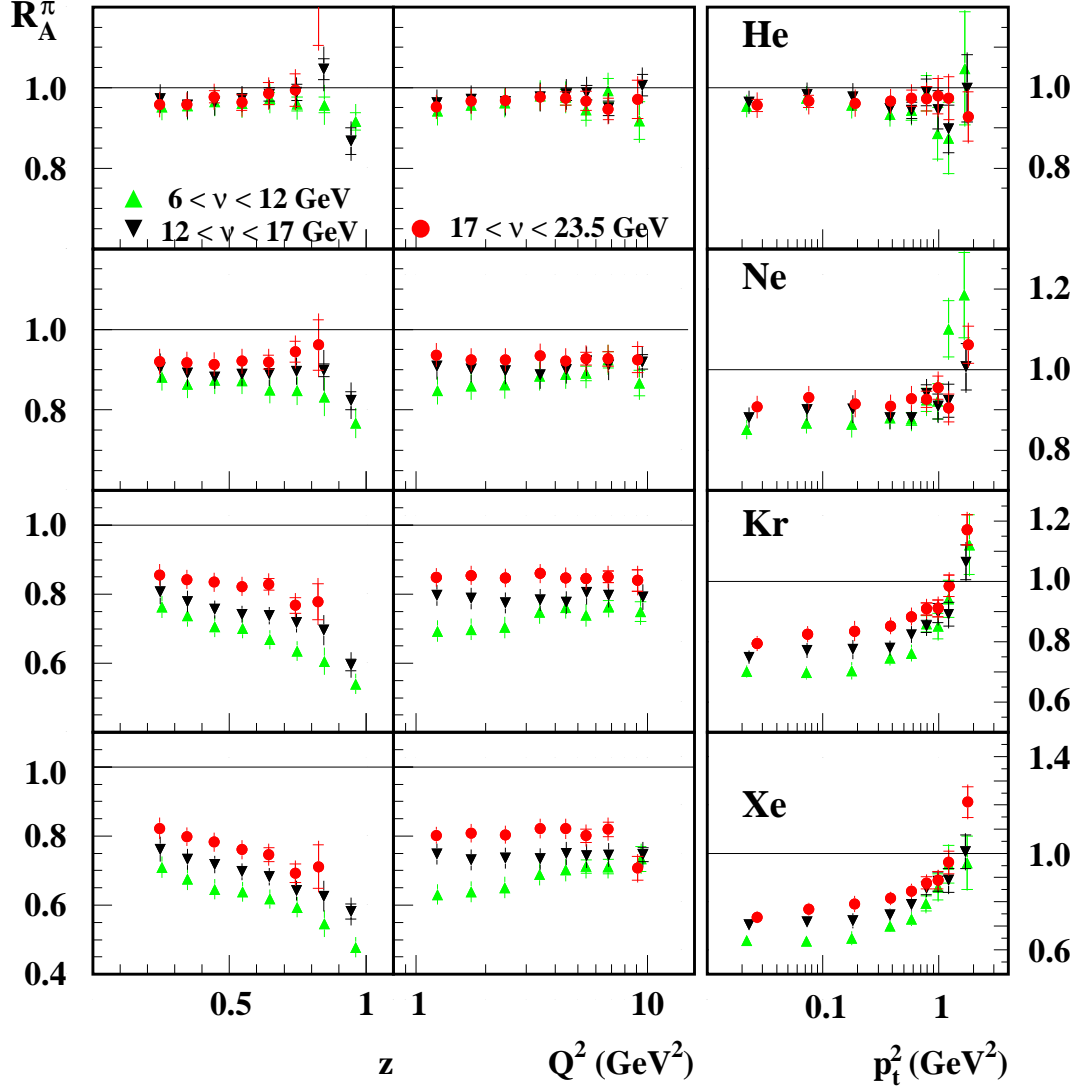


Fig. 7. Values of R_A^h for charged pions for three ν ranges. Error bars as in Fig. 2.

5.3 Dependence of R_A^π on formation length

Given the ideas of how hadronization proceeds in time, as e.g., in the Lund model, the formation length, which depends on both ν and z , may be a more efficient variable for describing the kinematic dependence of R_A^h than ν and z . This idea was recently pursued in Ref. [42]. In order to investigate this, values of R_A^π versus L_c for various values of ν and z are shown in Fig. 9. Here Eq. 2 is used with

$$f(z) = z^{0.35}(1 - z) \quad (4)$$

and $\kappa = 1$ GeV/fm. This form for $f(z)$ is a convenient parametrization obeying the constraints at $z \rightarrow 0$ and $z \rightarrow 1$, and gives values for L_c as a function of z closely resembling the ones obtained with the Lund model.

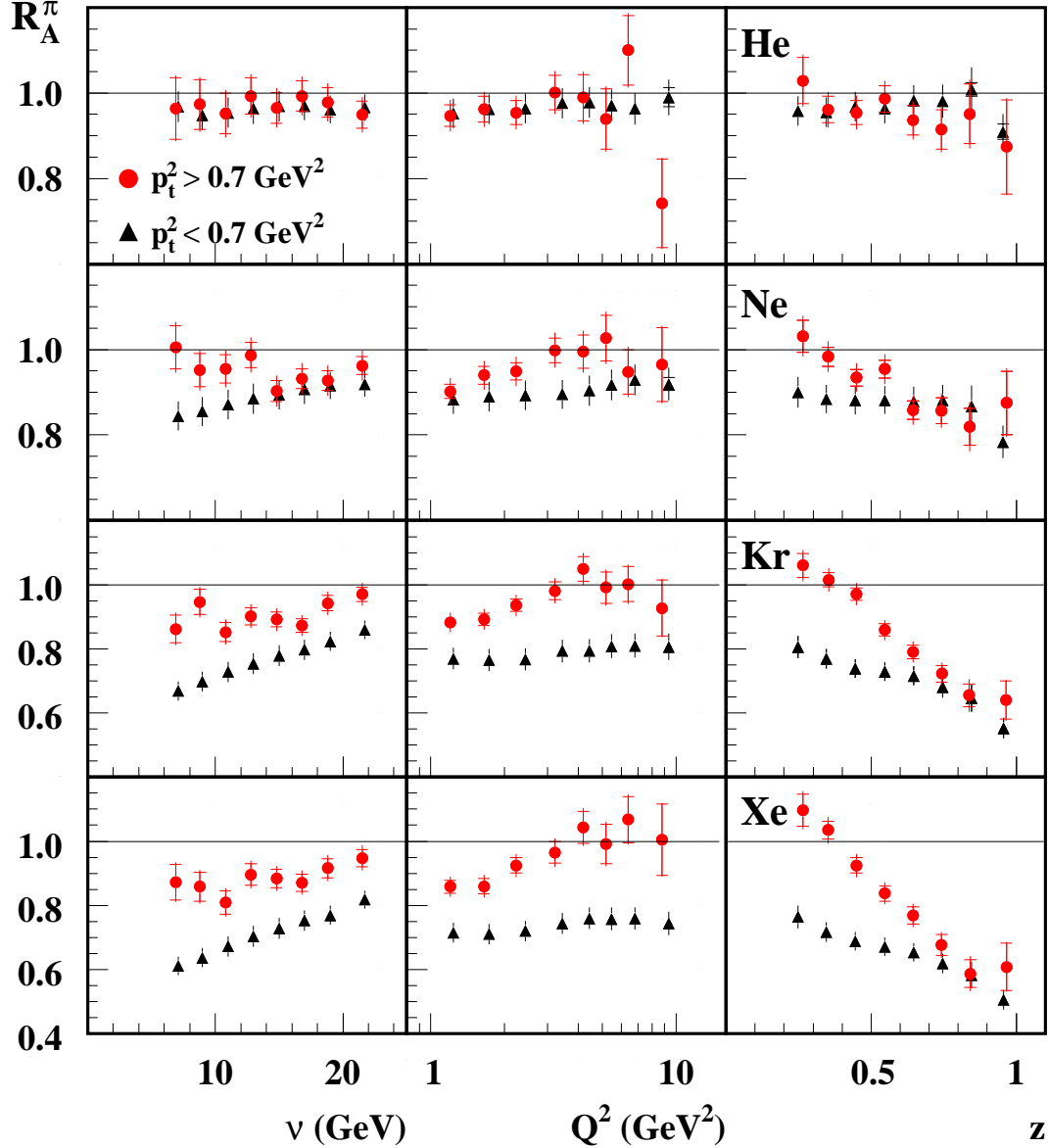


Fig. 8. Values of R_A^h for charged pions for two p_t^2 ranges. Error bars as in Fig. 2.

A clear correlation can be observed between the values of R_A^h and L_c , with only a relatively small residual spread at any fixed value of L_c . Evidently most of the dependence of R_A^h on ν or z in Figs. 6-7 can be described as a dependence on L_c , which thus acts as a scaling variable. Upon close inspection it is seen that for almost all ν values the data points for the lowest two z values (the two rightmost in the sequence of same symbols) bend slightly upwards. This behaviour is most likely due to large rescattering effects in the lowest z -bin (note the relatively strong rise of R_A^π at low z in Figs. 2 and 3).

For He the value of R_A^π rises for the first few points at small L_c and then becomes constant. For Ne the initial rise extends over more points, and changes then to a much more gradual one. For Kr and Xe the change in slope is much

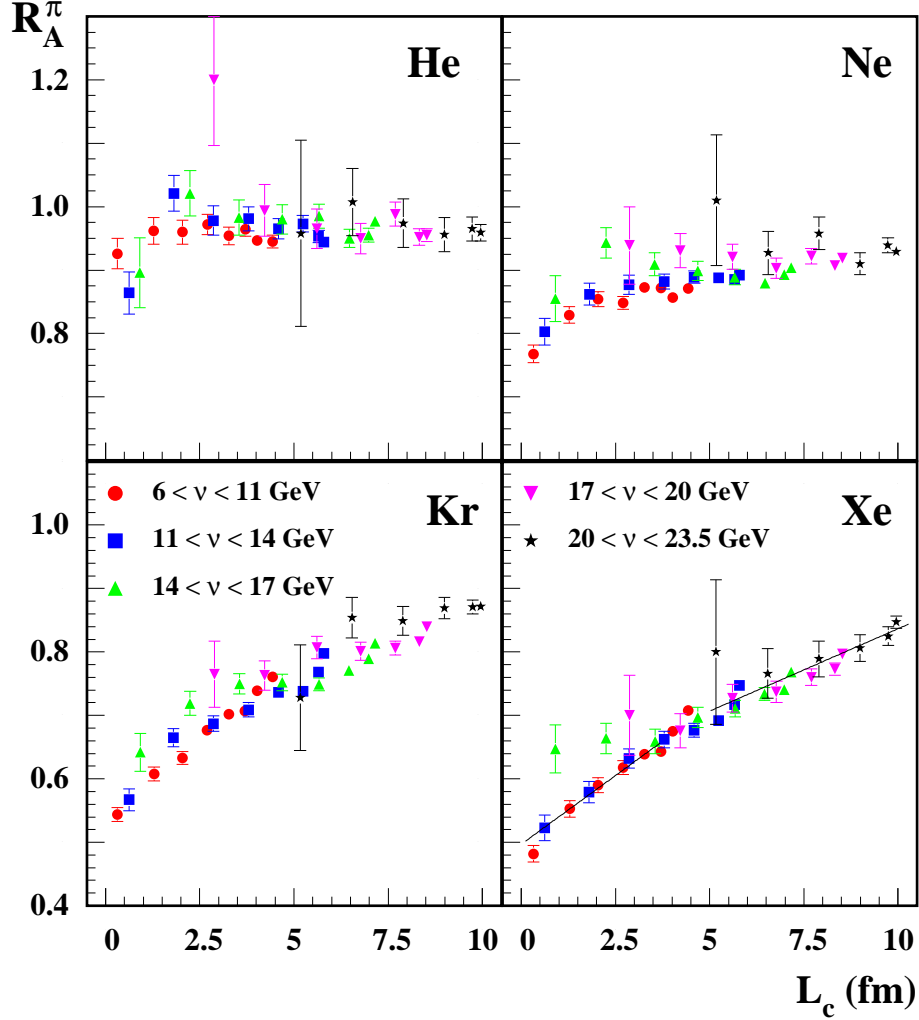


Fig. 9. Values of $R_A^\pi(\nu, z)$ for He, Kr, Ne, and Xe as a function of the variable L_c , see Eqs. 2 and 4. The various ν -bins are indicated by different symbols. Within the same ν bin the z bins used are 0.2 – 0.3 – 0.4 – 0.5 – 0.6 – 0.7 – 0.8 – 0.9 – 1.0, and the value of z decreases from left to right. In order not to complicate the figure, only statistical error bars are shown. The systematic uncertainty is mainly a scale uncertainty of about 3%.

more gradual, but still noticeable. This is illustrated by the two straight lines in the plot for Xe, which represent fits to the data for the ranges $L_c < 4$ fm and $L_c > 5$ fm. This suggests the following interpretation: at the larger values of L_c , which are (much) larger than the size of these nuclei³, even if the absolute scale of L_c may have some uncertainty because the value of κ is not precisely known, one probably sees a partonic mechanism. The data for Ne

³ It should be realized that the average distance that a created parton travels through a nucleus (assuming it is not absorbed) is only $\frac{3}{4}R$, with R the radius of that nucleus, because the virtual photon can interact anywhere in a nucleus. Thus, even for Kr with a radius of about 5 fm, hadronic mechanisms become small when $L_c > 4$ fm.

suggest that this mechanism still has a dependence on L_c , presumably through the underlying values of ν and z . The drop of R_A^π for low values of L_c then results most probably from hadronic mechanisms. The data on Kr and Xe are consistent with this interpretation. At low values of L_c there is a strong attenuation (stronger in the larger nucleus Xe) due to hadronic absorption (on top of the partonic contribution). Since the partonic effect must disappear when $z \rightarrow 1$, the value of R_A^π for $L_c \rightarrow 0$ at finite ν is purely due to the hadronic mechanism. The disappearance of the partonic contribution in this limit may be an explanation why the data for the lower values of L_c at given value of ν tend to lie above the data at the same L_c with lower ν -value. At higher values of L_c the influence of absorption becomes smaller, since the prehadron is increasingly produced outside the nucleus. Thus above the values of L_c where the slope changes (below 2 fm for He, and around $L_c = 2.5, 4,$ and 5 fm for Ne, Kr, and Xe, respectively), one presumably observes mainly a partonic mechanism. These tentative conclusions can only be substantiated by model calculations that include both partonic and hadronic mechanisms, and that give a good description of the measured ν and z dependences of R_A^h .

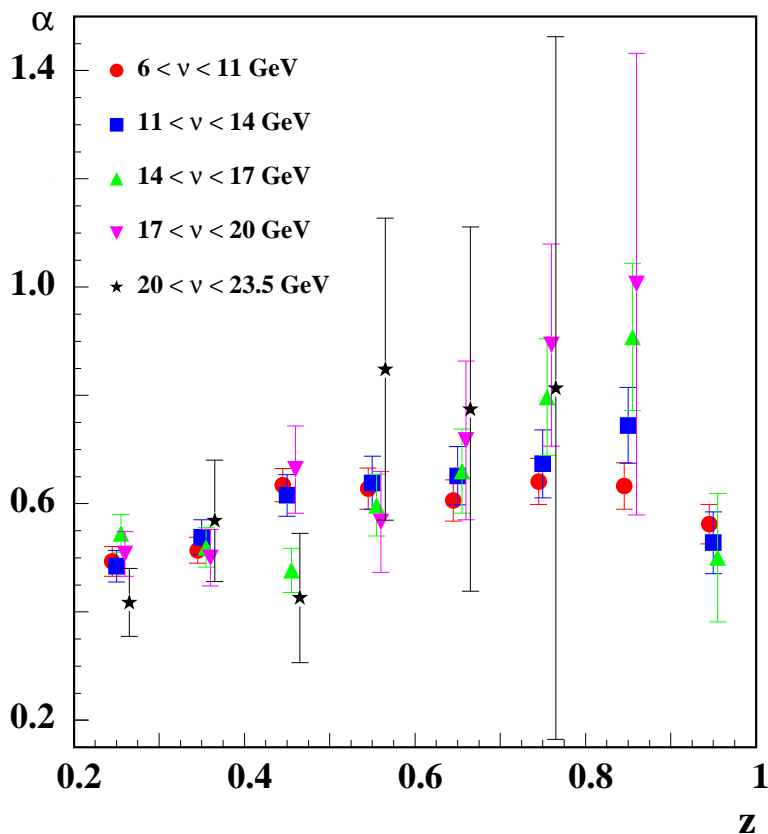


Fig. 10. Dependence of the parameter α (see Eq. 5) on the value of ν and z for the combined sample of charged pions. Points for different values of ν are slightly offset in z for better visibility.

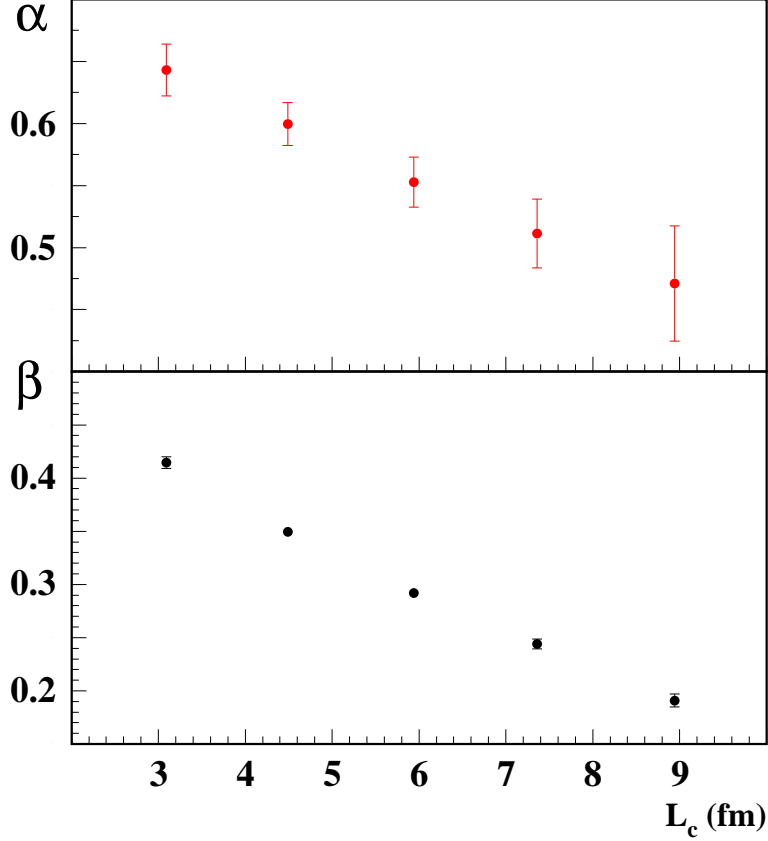


Fig. 11. The dependence of the parameters α and β on the value of L_c for $0.3 < z < 0.7$.

5.4 A -dependence

The A -dependence of R_A^h was fitted in a phenomenological way by using as the fit function

$$R_A^h(A) = \exp[-\beta(A/100)^\alpha]. \quad (5)$$

The scale factor of 100 is introduced to reduce the correlation between α and β . At the same time the value of β is representative now of the attenuation of a nucleus with $A = 100$. For moderate values of βA^α this formula is equivalent to $1 - R_A^h = \beta A^\alpha$, a parametrization that has been used before [1], but the present form has the advantage that R_A^h does not become unphysical for very large values of A .

However, since R_A^h is the ratio of the multiplicity in nucleus A vs. the multiplicity in the deuteron, the fit function of Eq. 5 is internally inconsistent, unless one assumes no attenuation in the deuteron. Assuming that the attenuation depends on the (average) density times the radius of the nucleus, in Ref. [43] it is found that the attenuation in a deuteron can be described with an effective A -value of about 0.6. The influence of this on the value of α obtained using Eq. 5 is fairly small (about -0.07). Therefore, all results to

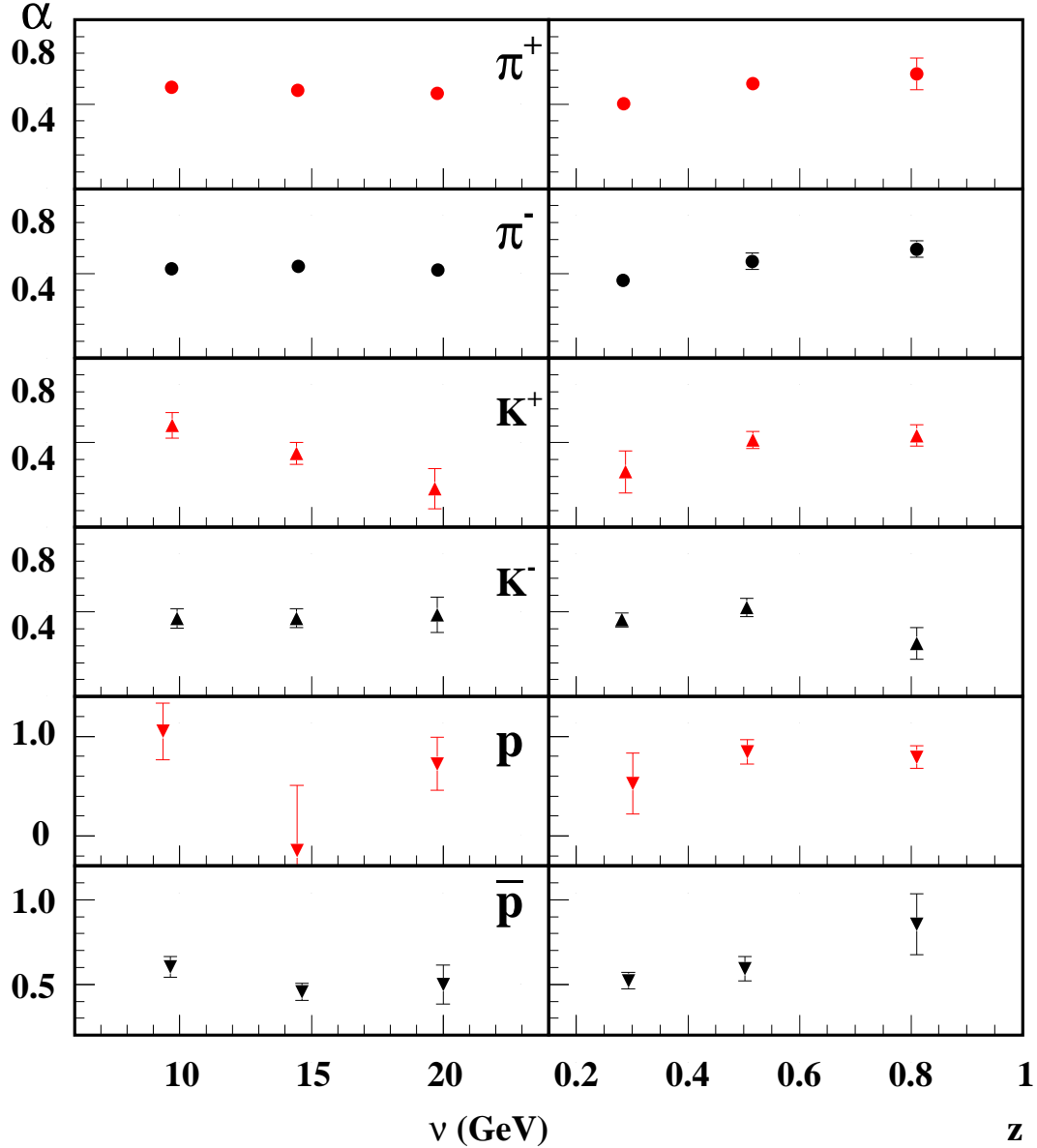


Fig. 12. Values of the parameter α for pions, kaons, and (anti-)protons in three ν ranges (left six panels), and in three z ranges (right six panels).

be discussed in the following are based on Eq. 5, but in drawing conclusions it should be realized that the real value of α is probably slightly lower. More information on the performed fits with different type of fitting functions can be found in [44].

A second remark concerns what A -dependence is expected from different types of models for the attenuation. As already mentioned in section 2, the attenuation in the parton energy-loss model of Refs. [20,21] is given as $1 - R_A \sim L^2 \sim A^{2/3}$, whereas in (Glauber type) absorption models it is often presumed that $1 - R_A \sim L \sim A^{1/3}$. However, these estimates are too simple. Taking realistic matter distributions of nuclei yields effective values of L^2 that are proportional

to $A^{0.74}$ [43]. Furthermore it was demonstrated already in Ref. [25] that the inclusion of a distribution for the formation length in absorption calculations increases the exponent above the value of $1/3$, yielding values for $1 - R_A$ that approximately follow an $A^{2/3}$ pattern for large values of L_c , if the nucleus is described as a sphere with constant density. Using realistic matter distributions the authors of Ref. [43] find the exponent of A to be 0.40, 0.54, and 0.60 when $L_c = 0, 2, \text{ and } 4$ fm, respectively.

In the fits only the statistical uncertainties in the values of R_A^h have been used, as the systematic uncertainty in the values of R_A^h is largely a scale uncertainty. The influence of the latter on the value of α was found to be about 0.05.

5.4.1 Pions

First the A -dependence of pion production was studied as a function of ν and z , using the data binned in both z and ν . The results for α as a function of z for the various ν -bins are shown in Fig. 10. The values of β (not shown) reflect the global behaviour of R_A^π (more attenuation at higher z and lower ν) that is visible from earlier figures. There is an increase of α from about 0.5 to 0.6 with z and possibly at higher z a slight increase with ν . However, in the latter region the results may be influenced by contributions from the decay of the ρ^0 . The results for the highest z -bin do not follow the pattern of the lower z -bins. This is due to the behaviour of R_A^h for especially He and Ne, seen in Fig. 7. As mentioned before, this could result from the formation length becoming so small that even in He and Ne hadronic mechanisms become important.

Given these results for the separate ν - and z -dependences it has also been investigated how α and β depend on the value of L_c . For that purpose the data were binned in five L_c -bins, using the values of ν and z of each event in Eqs. 2 and 4. In order to avoid possible contributions of the ρ^0 at high z and large rescattering effects at low z , only data with $0.3 < z < 0.7$ were used. The resultant values of α and β are shown in Fig. 11. The behaviour of β reflects the smaller attenuation at higher L_c already visible in Fig. 9. Consistent with what was found above, the value of α decreases from about 0.6 at small L_c to less than 0.5 at large L_c .

If, as was argued in the previous subsection, partonic effects are most prominent at large values of L_c , this would indicate that the A -dependence of that mechanism has a value of α well below the value of $2/3$ given in Refs. [20,21] and [22].

The decrease of α with L_c is not easily explained. As demonstrated in Refs. [25,43] a pure absorption mechanism would yield a value of α that increases with L_c . Possibly such an increase is more than compensated for by an increasing influence of the partonic mechanism. However, then that mechanism should have

an A -dependence with a rather small value of α . But, when two (or possibly even more) mechanisms contribute, the A -dependence probably becomes more complicated than can be described by a single exponential as in Eq. 5. For that reason comparisons between data and model calculations should be done on the level of the multiplicity ratio R_A^h .

5.4.2 Other particles

For the other particles the statistical precision is too low for a meaningful two-dimensional binning and study of the A -dependence, so there the A -dependence is presented for ν -bins of 6.0 – 12.0 – 17.0 – 23.5 GeV (integrated over all z), and for z -bins of 0.2 – 0.4 – 0.7 – 1.2 (integrated over all ν). For comparison the values for π^+ and π^- in the same bins are given as well. The results are shown in Fig. 12. The only significant feature is the different behaviour seen for K^+ particles at high ν . As mentioned before, this may be due to large rescattering effects. The behaviour for K^- is different from the one for K^+ , and more like that of π^- , but with smaller values for α .

6 Summary and conclusions

Data for the multiplicity ratio R_A^h of hadron production in semi-inclusive deep-inelastic scattering of 27.6 GeV electrons and positrons from helium, neon, krypton, and xenon nuclear targets relative to deuterium were obtained for identified π^+ , π^- , π^0 , K^+ , K^- , p , and \bar{p} particles as a function of the virtual-photon energy ν , the fraction z of the energy transferred to the hadron, the photon virtuality Q^2 , and the hadron transverse momentum squared p_t^2 . For all particles the dependence of R_A^h on these variables is presented and discussed.

The most prominent features of the data are an increased attenuation (decrease of R_A^h below unity) with increasing value of the mass number A of the nucleus and the attenuation becoming smaller (larger) with increasing values of ν (z), R_A^h dropping below 0.5 for xenon in some kinematic regions. At low values of z , especially for heavier targets and for protons and K^+ particles, a strong rise of R_A^h , even to above unity, is observed. Presumably this is due to hadronic rescattering, where a higher energy particle through nuclear reactions produces one or more lower-energy particles.

The value of R_A^h increases slightly with Q^2 , at least for pions, and is almost independent of p_t^2 , except at large values of p_t^2 , where R_A^h increases strongly. The latter is thought to result from p_t^2 broadening due to partonic rescattering (Cronin effect). This effect was seen to disappear for $z \rightarrow 1$, in accordance with the picture that in that limit no rescattering is possible, since rescattering of

the struck parton implies an energy loss.

By combining the data for π^+ and π^- , the dependence of R_A^π on two of the variables ν , z , Q^2 , and p_t^2 together was investigated. The dependence on Q^2 depends weakly but noticeably on the value of ν , but practically not on that of z . The dependence on p_t^2 hardly depends on ν and z , except for the disappearance of the rise at large p_t^2 at $z \rightarrow 1$ mentioned above. However, the dependences on ν and z are related. It was found that most of the dependence on ν and z can be incorporated in a dependence on the combination $L_c = z^{0.35}(1-z)\nu/\kappa$, where κ is the string tension in string models, which thus acts as a scaling variable. Since this function is close to the one given in the Lund model for the average formation length of a particle, by inspecting the value of R_A^π vs. L_c for the four nuclei, regions can tentatively be identified, where hadronic (absorption) plus partonic mechanisms are important, and a region at higher L_c where only or mainly partonic mechanisms play a role.

A fit of the A -dependence of the values of R_A^π for pions measured for the various nuclei of the form $R_A^\pi = \exp[-\beta(A/100)^\alpha]$ yields values of α from about 0.6 to 0.5, depending on the value of L_c . Similar values are found for the other particles. These values of α are well below the values resulting from models in which the attenuation depends on the square of the distance a parton travels through the nucleus.

In total a very extensive data set to guide modeling hadronization in nuclear matter has been collected. A full theoretical description of hadronization in nuclei in one consistent framework, including partonic and hadronic (absorption plus rescattering) mechanisms is badly needed. Clearly it will be a challenge for any theoretical model that is developed to describe these data for the various hadrons and nuclei as a function of all kinematic variables, but if successful, this combination of data and theoretical interpretation will contribute essentially to the understanding of non-perturbative QCD at normal, and thence higher densities.

We gratefully acknowledge the DESY management for its support and the staff at DESY and the collaborating institutions for their significant effort. This work was supported by the FWO-Flanders, Belgium; the Natural Sciences and Engineering Research Council of Canada; the National Natural Science Foundation of China; the Alexander von Humboldt Stiftung; the German Bundesministerium für Bildung und Forschung (BMBF); the Deutsche Forschungsgemeinschaft (DFG); the Italian Istituto Nazionale di Fisica Nucleare (INFN); the Monbusho International Scientific Research Program, JSPS, and Toray Science Foundation of Japan; the Dutch Foundation for Fundamenteel Onderzoek der Materie (FOM); the U. K. Engineering and Physical Sciences Research Council, the Particle Physics and Astronomy Research Council and the Scottish Universities Physics Alliance; the U. S. Department

of Energy (DOE) and the National Science Foundation (NSF); and the Ministry of Trade and Economical Development and the Ministry of Education and Science of Armenia.

References

- [1] L. Osborne *et al.*, Phys. Rev. Lett. 40 (1978) 1624.
- [2] J. Ashman *et al.* [EMC], Z. Phys. C52 (1991) 1.
- [3] M. Adams *et al.* [E665 Collaboration], Phys. Rev. D50 (1994) 1836.
- [4] A. Airapetian *et al.* [HERMES Collaboration], Eur. Phys. J. C20 (2001) 479.
- [5] A. Airapetian *et al.* [HERMES Collaboration], Phys. Lett. B577 (2003) 37.
- [6] K. Adcox *et al.* [PHENIX Collaboration], Phys. Rev. Lett. 88 (2002) 242301.
- [7] J. Adams *et al.* [STAR Collaboration], Phys. Rev. Lett. 92 (2004) 112301.
- [8] F.W. Bopp, Z. Phys. C3 (1979) 171 also Z. Phys. C5 (1980) 155; T.D. Gottschalk and D.A. Morris Nucl. Phys. B288 (1987) 729; S.J. Brodsky and B.-Q. Ma Phys. Lett. B392 (1997) 452; P. Abreu *et al.* [DELPHI Collaboration], Phys. Lett. B479 (2000) 118, Erratum-ibid. B492 (2000) 398.
- [9] W. K. Brooks, nucl-ex/0310032 (2003) and Fizika B13 (2004) 321.
- [10] K. Hafidi, nucl-ex/0609005; AIP Conf. Proc. 870:669-672 (2006).
- [11] see, e.g., P. Jain, B. Pire, and J.P. Ralston, Phys. Rept. 271 (1996) 67.
- [12] B. Andersson *et al.*, Phys. Rep. 97 (1983) 31; B. Andersson, The Lund Model, Cambridge University Press, 1998.
- [13] A. Bialas, M. Gyulassy, Nucl. Phys. B291 (1987) 793.
- [14] B. Kopeliovich, Phys. Lett. B243 (1990) 141.
- [15] A. Bialas, Acta Phys. Pol. B11 (1980) 475.
- [16] M. Gyulassy and M. Plumer, Nucl. Phys. B346 (1990) 1.
- [17] J. Czyzewski and P. Sawicki, Z. Phys. C56 (1992) 493.
- [18] N. Akopov, G. Elbakian, L. Grigoryan, hep-ph/0205123; N. Akopov, L. Grigoryan, Z. Akopov, Eur. Phys. J. C44 (2005) 219.
- [19] B.G. Zakharov, Pis'ma Zh. Eksp. Teor. Fiz. 63 (1996) 906.
- [20] X.F. Guo and X.-N. Wang, Phys. Rev. Lett. 85 (2000) 3591.
- [21] E. Wang and X.-N. Wang, Phys. Rev. Lett. 89 (2002) 162301.

- [22] F. Arleo, JHEP 11 (2002) 44; F. Arleo, Eur. Phys. J. C30 (2003) 213.
- [23] L. Landau, I. Pomeranchuk, Dokl. Akad. Nauk SSSR 92 (1953) 535; A. Migdal, Phys. Rev. 103 (1956) 1811.
- [24] R. Baier, Y. L. Dokshitzer, A. H. Mueller, S. Peigne, and D. Schiff, Nucl. Phys. B 484 (1997) 265; R. Baier, Y. L. Dokshitzer, A. H. Mueller, S. Peigne, and D. Schiff, Nucl. Phys. B 483 (1997) 291.
- [25] A. Accardi, V. Muccifora, H.J. Pirner, Nucl. Phys. A720 (2003) 131; A. Accardi et al., Nucl. Phys. A761 (2005) 67.
- [26] B.Z. Kopeliovich, J. Nemchik, E. Predazzi, and A. Hayashigaki, Nucl. Phys. A740 (2004) 211.
- [27] T. Falter and U. Mosel, Fizika, B13 (2004) 165; T. Falter, W. Cassing, K. Gallmeister, and U. Mosel, Phys. Lett. B594 (2004) 61; T. Falter, W. Cassing, K. Gallmeister, and U. Mosel, Phys. Rev. C70 (2004) 054609.
- [28] K. Ackerstaff *et al.* [HERMES Collaboration], Nucl. Instr. and Meth. A417 (1998) 230.
- [29] P. van der Nat, Master's thesis, Vrije Universiteit, Amsterdam (2002); P.B. van der Nat, Acta Phys. Pol. B35 (2004) 139.
- [30] L. Lagamba, Ph.D. thesis (in Italian), XVII ciclo, Università di Bari (Italy) 2005.
- [31] T. Shin, Ph.D Thesis, Hampton University, Massachusetts Institute of Technology (2000).
- [32] T. Benisch *et al.*, Nucl. Inst. and Meth. A471 (2001) 314.
- [33] A. Airapetian *et al.* [HERMES Collaboration], Phys. Rev. D71 (2005) 012003.
- [34] N. Akopov *et al.*, Nucl. Instr. and Meth. A479 (2002) 511.
- [35] B. Homme, Ph.D Thesis, University of Gent (2003).
- [36] H. Avakian *et al.*, Nucl. Instr. and Meth. A417 (1998) 69.
- [37] A.A. Akhundov, D. Yu Bardin, and N.M Shumeiko, Sov. J. Nucl. Phys. 26 (1977) 660; D. Yu Bardin and N.M. Shumeiko Sov. J. Nucl. Phys. 29 (1979) 499; A.A. Akhundov et al., Sov. J. Nucl. Phys. 44 (1986) 988.
- [38] I. Akushevich, N. Shumeiko, and A. Soroko, Eur. Phys. J. C10 (1999) 681.
- [39] A. Airapetian *et al.* [HERMES Collaboration], Phys. Rev. Lett. 90 (2003) 052501.
- [40] Durham HEP database, <http://durpdg.dur.ac.uk>.
- [41] J.W. Cronin *et al.*, Phys. Rev. D11 (1975) 3105.
- [42] A. Accardi, nucl-th-0604041; A. Accardi, nucl-th-0609010, Eur. Phys. J. C49, (2007) 347.

[43] H.P. Blok and L. Lapikás, Phys. Rev. C73 (2006) 038201.

[44] Z. Akopov, PhD Thesis, Yerevan Physics Institute, Yerevan (2006).

A Appendix

In the next table the average values of the kinematic variables that were integrated over when showing the dependences on ν , z , Q^2 and p_t^2 in Figs. 2, 3, 4 are given for the case of pion production on krypton. These values hardly depend on the target used.

Table A.1

Average values of ν , Q^2 , z , and p_t^2 for pions produced on krypton.

ν range	$\langle \nu \rangle$ (GeV)	$\langle z \rangle$	$\langle Q^2 \rangle$ (GeV ²)	$\langle p_t^2 \rangle$ (GeV ²)
4.0 - 6.0	5.269	0.583	1.889	0.245
6.0 - 8.0	7.151	0.501	2.029	0.164
8.0 - 10.0	9.092	0.448	2.203	0.141
10.0 - 12.0	11.030	0.421	2.352	0.147
12.0 - 14.0	13.009	0.406	2.506	0.171
14.0 - 16.0	14.991	0.392	2.595	0.199
16.0 - 18.0	16.980	0.370	2.584	0.234
18.0 - 20.0	18.964	0.349	2.475	0.275
20.0 - 23.5	21.540	0.326	2.164	0.334
z range	$\langle z \rangle$	$\langle \nu \rangle$ (GeV)	$\langle Q^2 \rangle$ (GeV ²)	$\langle p_t^2 \rangle$ (GeV ²)
0.1 - 0.2	0.155	18.358	2.463	0.104
0.2 - 0.3	0.247	15.953	2.623	0.164
0.3 - 0.4	0.345	14.796	2.655	0.219
0.4 - 0.5	0.446	14.315	2.635	0.260
0.5 - 0.6	0.546	13.963	2.585	0.284
0.6 - 0.7	0.646	13.637	2.500	0.286
0.7 - 0.8	0.746	12.824	2.392	0.246
0.8 - 0.9	0.845	11.841	2.252	0.192
0.9 - 1.3	0.952	10.742	2.258	0.156
Q^2 range	$\langle Q^2 \rangle$ (GeV ²)	$\langle \nu \rangle$ (GeV)	$\langle z \rangle$	$\langle p_t^2 \rangle$ (GeV ²)
1.0 - 1.5	1.360	14.790	0.399	0.217
1.5 - 2.0	1.911	14.646	0.395	0.212
2.0 - 3.0	2.667	14.874	0.389	0.213
3.0 - 4.0	3.746	15.062	0.382	0.213
4.0 - 5.0	4.775	15.100	0.380	0.211
5.0 - 6.0	5.798	15.065	0.380	0.208
6.0 - 8.0	7.161	14.819	0.380	0.203
8.0 - 25.0	9.735	14.583	0.386	0.192
p_t^2 range	$\langle p_t^2 \rangle$ (GeV ²)	$\langle \nu \rangle$ (GeV)	$\langle z \rangle$	$\langle Q^2 \rangle$ (GeV ²)
0.00 - 0.05	0.023	13.059	0.379	2.550
0.05 - 0.10	0.073	14.107	0.390	2.611
0.10 - 0.30	0.182	15.276	0.385	2.599
0.30 - 0.50	0.384	16.172	0.392	2.616
0.50 - 0.70	0.585	16.669	0.424	2.635
0.70 - 0.90	0.787	16.912	0.456	2.627
0.90 - 1.10	0.987	17.211	0.483	2.620
1.10 - 1.40	1.225	17.471	0.505	2.648
1.40 - 1.95	1.606	17.788	0.535	2.615
1.95 - 5.00	2.418	18.487	0.571	2.625