

# Selective cloning of Gaussian states by linear optics

Stefano Olivares\*

Dipartimento di Fisica dell'Università degli Studi di Milano, Italia.

(Dated: November 1, 2018)

We investigate the performances of a selective cloning machine based on linear optical elements and Gaussian measurements, which allows to clone at will one of the two incoming input states. This machine is a complete generalization of a  $1 \rightarrow 2$  cloning scheme demonstrated by U. L. Andersen *et al.* [Phys. Rev. Lett. **94**, 240503 (2005)]. The input-output fidelity is studied for generic Gaussian input state and the effect of non-unit quantum efficiency is also taken into account. We show that if the states to be cloned are squeezed states with known squeezing parameter, then the fidelity can be enhanced using a third suitable squeezed state during the final stage of the cloning process. A binary communication protocol based on the selective cloning machine is also discussed.

PACS numbers: 03.67.Hk, 03.65.Ta, 42.50.Lc

Keywords: Quantum cloning, Gaussian states, linear optics

## I. INTRODUCTION

Basic laws of quantum mechanics do not allow the generation of exactly alike copies of an unknown quantum state [1, 2, 3, 4]. However, approximate copies can be obtained by using devices called quantum cloning machine [5]. The first of such devices was studied to deal with qubits and then a continuous variable (CV) [6] analog was developed [7, 8]. Thereafter, CV optimal Gaussian cloners of coherent states based on two quite different approaches were proposed: the one relies on a single phase insensitive parametric amplifier [9, 10], the other, which has been also experimentally realized, is built around a feed-forward loop [11]. On the other hand, the latter is much simpler than the first one, overcoming the difficulty of implementing an efficient phase insensitive amplifier operating at the fundamental limit. Since the setup of this device is based only on linear components, throughout this paper we'll refer to it as *linear cloning machine*. Ref. [12] investigated the performances of the linear cloning machine when the input state was a single generic Gaussian state (coherent, squeezed coherent or displaced thermal state) taking into account the effect of fluctuation of the input state covariance matrix, variation in the setups beam splitter ratios and losses in the detection scheme.

The aim of this paper is to show that the protocol used by the linear cloning machine to clone a single input Gaussian state can be generalized in order to achieve the *selective* cloning of a state chosen between two inputs. The possibility to select one of two states may have useful implementation in binary communication systems where the two bits are encoded in two quantum states and the goal of the communication is to send the information from one sender to two receivers. We'll address this problem in the final part of the paper.

The paper is structured as follows: in Sec. II we describe the selective cloning machine and describe the evolution of the input states by means of the characteristic function approach. In Sec. III the requirements of selective symmetric cloning are

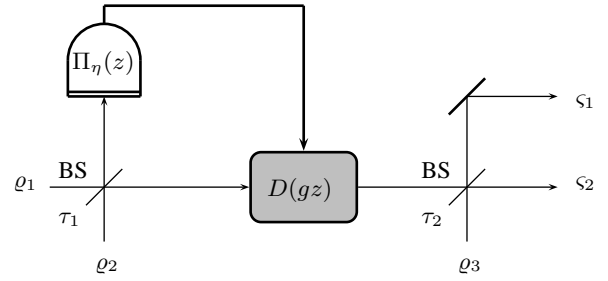


FIG. 1: Selective cloning of Gaussian states by linear optics: the two input states  $\rho_k$ ,  $k = 1, 2$  are mixed at a beam splitter (BS) of transmissivity  $\tau_1$ . One of the two emerging beams is measured by a measurement described by the POVM  $\Pi_\eta(z)$  and the outcome  $z$  is forwarded to a modulator, which imposes a displacement  $gz$  on the other outgoing beam,  $g$  being a suitable amplification factor. Finally, the displaced state is mixed with the state  $\rho_3$  at second beam splitter of transmissivity  $\tau_2$ . The two outputs,  $\varsigma_1$  and  $\varsigma_2$ , from the beam splitter represents the two clones, which may be made approximately equal to either  $\rho_1$  or  $\rho_2$  by changing the gain  $g$  from  $+1$  to  $-1$ .

exploited and the input-output fidelity is studied. Sec. IV investigate the possibility to enhance the cloning fidelity and in Sec. V a possible application of the selective cloning machine to  $1 \rightarrow 2$  binary communication is proposed. Finally, Sec. VI closes the paper with some concluding remarks.

## II. THE SELECTIVE LINEAR CLONING MACHINE

The selective cloning machine based on linear optics and Gaussian measurement is schematically depicted in Fig. 1. Two input states, denoted by the density operators  $\rho_k$ ,  $k = 1, 2$ , are mixed at a beam splitter (BS) with transmissivity  $\tau_1$ . A Gaussian measurement with quantum efficiency  $\eta$  is performed on one of the outgoing beams, the outcome of the measurement being the complex number  $z$ . According to these outcomes, the other beam undergoes a displacement by an amount  $gz$ , where  $g$  is a suitable electronic amplification factor, and, finally, the two output states, denoted by the density operators  $\varsigma_1$  and  $\varsigma_2$ , are obtained by dividing the dis-

\*Electronic address: Stefano.Olivares@mi.infn.it

placed state using another BS with transmissivity  $\tau_2$ . When  $\tau_1 = \tau_2 = 1/2$ ,  $g = 1$ ,  $\eta = 1$ ,  $\varrho_2 = \varrho_3 = |0\rangle\langle 0|$  and the Gaussian measurement is an ideal double homodyne detection the scheme reduces to that of Ref. [11], which was shown to be optimal for Gaussian cloning of coherent states and has been investigated in Ref. [12, 13, 14]. In the following we carry out a thorough description of the selective cloning machine using the characteristic function approach.

The characteristic function  $\chi_k(\mathbf{\Lambda}_k) \equiv \chi[\varrho_k](\mathbf{\Lambda}_k)$  associated with a Gaussian state  $\varrho_k$  of mode  $k = 1, 2, 3$  (see Fig. 1) reads:

$$\chi_k(\mathbf{\Lambda}_k) = \exp \left\{ -\frac{1}{2} \mathbf{\Lambda}_k^T \boldsymbol{\sigma}_k \mathbf{\Lambda}_k - i \mathbf{\Lambda}_k^T \mathbf{X}_k \right\}, \quad (1)$$

where  $\mathbf{\Lambda}_k = (x_k, y_k)^T$ ,  $(\dots)^T$  denotes the transposition operation,  $\boldsymbol{\sigma}_k$  is the covariance matrix, and  $\mathbf{X}_k = \text{Tr}[\varrho_k(\hat{x}, \hat{y})^T]$  is the vector of mean values,  $\hat{x}$  and  $\hat{y}$  being the quadrature operators  $\hat{x} = \frac{1}{\sqrt{2}}(\hat{a} + \hat{a}^\dagger)$  and  $\hat{y} = \frac{1}{i\sqrt{2}}(\hat{a} - \hat{a}^\dagger)$ , with  $\hat{a}$  and  $\hat{a}^\dagger$  being the field annihilation and creation operator. In turn, the initial two-mode state  $\varrho = \varrho_1 \otimes \varrho_2$  is Gaussian and its two-mode characteristic function reads:

$$\chi[\varrho](\mathbf{\Lambda}) = \exp \left\{ -\frac{1}{2} \mathbf{\Lambda}^T \boldsymbol{\sigma} \mathbf{\Lambda} - i \mathbf{\Lambda}^T \mathbf{X} \right\}, \quad (2)$$

with

$$\boldsymbol{\sigma} = \left( \begin{array}{c|c} \boldsymbol{\sigma}_1 & \mathbf{0} \\ \hline \mathbf{0} & \boldsymbol{\sigma}_2 \end{array} \right), \quad \mathbf{X} = (\mathbf{X}_1, \mathbf{X}_2)^T, \quad (3)$$

and  $\mathbf{\Lambda} = (\mathbf{\Lambda}_1, \mathbf{\Lambda}_2)$ . Under the action of the first BS the state  $\chi[\varrho](\mathbf{\Lambda})$  preserves its Gaussian form, namely

$$\chi[\varrho](\mathbf{\Lambda}) \rightsquigarrow \chi[\varrho'](\mathbf{\Lambda}) = \exp \left\{ -\frac{1}{2} \mathbf{\Lambda}^T \boldsymbol{\sigma} \mathbf{\Lambda} - i \mathbf{\Lambda}^T \mathbf{X} \right\}, \quad (4)$$

where  $\varrho' = U_{\text{BS},1} \varrho_1 \otimes \varrho_2 U_{\text{BS},1}^\dagger$ , while its covariance matrix and mean values transform as [15]:

$$\boldsymbol{\sigma} \rightsquigarrow \tilde{\boldsymbol{\sigma}} \equiv \mathbf{S}_{\text{BS},1}^T \boldsymbol{\sigma} \mathbf{S}_{\text{BS},1} = \left( \begin{array}{c|c} \mathbf{A} & \mathbf{C} \\ \hline \mathbf{C}^T & \mathbf{B} \end{array} \right), \quad (5)$$

$$\mathbf{X} \rightsquigarrow \tilde{\mathbf{X}} \equiv \mathbf{S}_{\text{BS},1}^T \mathbf{X} = (\tilde{\mathbf{X}}_1, \tilde{\mathbf{X}}_2)^T, \quad (6)$$

$\mathbf{A}$ ,  $\mathbf{B}$ , and  $\mathbf{C}$  are  $2 \times 2$  matrices, and

$$\mathbf{S}_{\text{BS},1} = \left( \begin{array}{c|c} \sqrt{\tau_1} \mathbb{1}_2 & \sqrt{1-\tau_1} \mathbb{1}_2 \\ \hline -\sqrt{1-\tau_1} \mathbb{1}_2 & \sqrt{\tau_1} \mathbb{1}_2 \end{array} \right), \quad (7)$$

is the symplectic transformation associated with the evolution operator  $U_{\text{BS},1}$  of the BS with transmission  $\tau_1$ . Note that  $\varrho'$  is an entangled state if the set of states to be cloned consists of non-classical states, i.e., states with singular Glauber P-function or negative Wigner function [16, 17].

The Gaussian measurement with quantum efficiency  $\eta$  (see Fig. 1) is described by the characteristic function

$$\chi[\Pi_\eta(z)](\mathbf{\Lambda}_2) = \frac{1}{\pi} \exp \left\{ -\frac{1}{2} \mathbf{\Lambda}_2^T \boldsymbol{\sigma}_M \mathbf{\Lambda}_2 - i \mathbf{\Lambda}_2^T \mathbf{X}_M \right\}, \quad (8)$$

with  $\mathbf{X}_M = \sqrt{2}(\text{Re}[z], \text{Im}[z])^T$  and  $\boldsymbol{\sigma}_M \equiv \boldsymbol{\sigma}_M(\eta)$ . The probability of obtaining the outcome  $z$  is then given by

$$\begin{aligned} p_\eta(z) &= \text{Tr}_{12}[\varrho' \mathbb{I} \otimes \Pi_\eta(z)] \\ &= \frac{1}{(2\pi)^2} \int_{\mathbb{R}^4} d^4 \mathbf{\Lambda} \chi[\varrho'](\mathbf{\Lambda}) \chi[\mathbb{I} \otimes \Pi_\eta(z)](-\mathbf{\Lambda}) \\ &= \frac{\exp \left\{ -\frac{1}{2} (\mathbf{X}_M - \tilde{\mathbf{X}}_2)^T \boldsymbol{\Sigma}^{-1} (\mathbf{X}_M - \tilde{\mathbf{X}}_2) \right\}}{\pi \sqrt{\text{Det}[\boldsymbol{\Sigma}]}} \end{aligned}, \quad (9)$$

where  $\chi[\mathbb{I} \otimes \Pi_\eta(z)](\mathbf{\Lambda}) \equiv \chi[\mathbb{I}](\mathbf{\Lambda}_1) \chi[\Pi_\eta(z)](\mathbf{\Lambda}_2)$ ,  $\chi[\mathbb{I}](\mathbf{\Lambda}_1) = 2\pi \delta^{(2)}(\mathbf{\Lambda}_1)$  and  $\delta^{(2)}(\zeta)$  is the complex Dirac's delta function. We also introduced the  $2 \times 2$  matrix  $\boldsymbol{\Sigma} = \mathbf{B} + \boldsymbol{\sigma}_M$ .

The conditional state  $\varrho_c$  of the other outgoing beam, obtained when the outcome of the measurement is  $z$ , i.e.,

$$\varrho_c = \frac{\text{Tr}_2[\varrho' \Pi_\eta(z)]}{p_\eta(z)}, \quad (12)$$

has the following characteristic function (for the sake of clarity we explicitly write the dependence on  $\mathbf{\Lambda}_1$  and  $\mathbf{\Lambda}_2$ )

$$\chi[\varrho_c](\mathbf{\Lambda}_1) = \int_{\mathbb{R}^2} d^2 \mathbf{\Lambda}_2 \frac{\chi[\varrho'](\mathbf{\Lambda}_1, \mathbf{\Lambda}_2) \chi[\Pi_\eta(z)](-\mathbf{\Lambda}_2)}{p_\eta(z)} \quad (13)$$

$$\begin{aligned} &= \exp \left\{ -\frac{1}{2} \mathbf{\Lambda}_1^T \left[ \mathbf{A} - \mathbf{C} \boldsymbol{\Sigma}^{-1} \mathbf{C}^T \right] \mathbf{\Lambda}_1 \right. \\ &\quad \left. - i \mathbf{\Lambda}_1^T \left[ \mathbf{C} \boldsymbol{\Sigma}^{-1} (\mathbf{X}_M - \tilde{\mathbf{X}}_2) + \tilde{\mathbf{X}}_1 \right] \right\}. \end{aligned} \quad (14)$$

Now, the conditional state  $\varrho_c$  is displaced by the amount  $gz$  resulting from the measurement amplified by a factor  $g$ . By averaging over all possible outcomes of the double-homodyne detection, we obtain the following output state:

$$\varrho_d = \int_{\mathbb{C}} d^2 z p_\eta(z) D(gz) \varrho_c D^\dagger(gz), \quad (15)$$

with  $D(\zeta)$  being the displacement operator. In turn, the characteristic function reads as follows:

$$\chi[\varrho_d](\mathbf{\Lambda}_1) = \exp \left\{ -\frac{1}{2} \mathbf{\Lambda}_1^T \boldsymbol{\sigma}_d \mathbf{\Lambda}_1 - i \mathbf{\Lambda}_1^T \mathbf{X}_d \right\}, \quad (16)$$

with  $\boldsymbol{\sigma}_d = \mathbf{A} + g^2 \boldsymbol{\Sigma} + g(\mathbf{C} + \mathbf{C}^T)$  and  $\mathbf{X}_d = \tilde{\mathbf{X}}_1 + g \tilde{\mathbf{X}}_2$ . The conditional state (15) is then sent to a second BS with transmission  $\tau_2$  (see Fig. 1), where it is mixed with the Gaussian state  $\varrho_3$ , and finally the two clones are generated. Note that, in practice, the average over all the possible outcomes  $z$  in Eq. (15) should be performed at this stage, that is after the second BS. On the other hand, because of the linearity of the integration, the results are identical, but performing the averaging just before the BS simplifies the calculations. Since  $\varrho_d$  is still Gaussian, the two-mode state  $\varrho_f = \varrho_d \otimes \varrho_3$  is a Gaussian with covariance matrix and mean given by

$$\boldsymbol{\sigma}_f = \left( \begin{array}{c|c} \boldsymbol{\sigma}_d & \mathbf{0} \\ \hline \mathbf{0} & \boldsymbol{\sigma}_3 \end{array} \right), \quad \mathbf{X}_f = (\mathbf{X}_d, \mathbf{X}_3)^T, \quad (17)$$

respectively, which, as in the case of Eqs. (5) and (6), under the action of the BS transform as follows:

$$\boldsymbol{\sigma}_f \rightsquigarrow \boldsymbol{\sigma}_{\text{out}} \equiv \mathbf{S}_{\text{BS},2}^T \boldsymbol{\sigma}_f \mathbf{S}_{\text{BS},2} = \left( \begin{array}{c|c} \mathcal{A}_1 & \mathcal{C} \\ \hline \mathcal{C}^T & \mathcal{A}_2 \end{array} \right), \quad (18)$$

$$\mathbf{X}_f \rightsquigarrow \mathbf{X}_{\text{out}} \equiv \mathbf{S}_{\text{BS},2}^T \mathbf{X}_f = (\mathcal{X}_1, \mathcal{X}_2)^T, \quad (19)$$

where  $\mathcal{A}_k$  and  $\mathcal{C}$  are  $2 \times 2$  matrices, and  $\mathbf{S}_{\text{BS},2}$  is the symplectic matrix given by Eq. (7) with  $\tau_1$  replaced by  $\tau_2$ . Finally, the (Gaussian) characteristic function of the clone  $\varsigma_k$ ,  $k = 1, 2$ , is obtained by integrating over  $\boldsymbol{\Lambda}_h$ ,  $h \neq k$ , the two-mode characteristic function  $\chi[\varrho_{\text{out}}](\boldsymbol{\Lambda}_1, \boldsymbol{\Lambda}_2)$ , where  $\varrho_{\text{out}} = U_{\text{BS},2}^\dagger \varrho_f \otimes \varrho_3 U_{\text{BS},2}$ , i.e.,

$$\chi[\varsigma_k](\boldsymbol{\Lambda}_k) = \frac{1}{2\pi} \int_{\mathbb{R}^2} d^2 \boldsymbol{\Lambda}_h \chi[\varrho_{\text{out}}](\boldsymbol{\Lambda}_1, \boldsymbol{\Lambda}_2) \quad (20)$$

$$= \exp \left\{ -\frac{1}{2} \boldsymbol{\Lambda}_k^T \mathcal{A}_k \boldsymbol{\Lambda}_k - i \boldsymbol{\Lambda}_k^T \mathcal{X}_k \right\}. \quad (21)$$

The explicit expressions of  $\mathcal{X}_1$  and  $\mathcal{X}_2$  are

$$\mathcal{X}_1 = \sqrt{\tau_2} (f_1 \mathbf{X}_1 + f_2 \mathbf{X}_2) - \sqrt{1 - \tau_2} \mathbf{X}_3, \quad (22a)$$

$$\mathcal{X}_2 = \sqrt{1 - \tau_2} (f_1 \mathbf{X}_1 + f_2 \mathbf{X}_2) + \sqrt{\tau_2} \mathbf{X}_3. \quad (22b)$$

with

$$f_1 \equiv f_1(\tau_1, \tau_2, g) = \sqrt{\tau_1} + g\sqrt{1 - \tau_1}, \quad (23)$$

$$f_2 \equiv f_2(\tau_1, \tau_2, g) = g\sqrt{\tau_1} - \sqrt{1 - \tau_1}, \quad (24)$$

whereas,  $\mathcal{A}_1$  and  $\mathcal{A}_2$  can be written in a compact form as follows:

$$\mathcal{A}_1 = \tau_2 (f_1^2 \boldsymbol{\sigma}_1 + f_2^2 \boldsymbol{\sigma}_2 + g^2 \boldsymbol{\sigma}_M) + (1 - \tau_2) \boldsymbol{\sigma}_3, \quad (25a)$$

$$\mathcal{A}_2 = (1 - \tau_2) (f_1^2 \boldsymbol{\sigma}_1 + f_2^2 \boldsymbol{\sigma}_2 + g^2 \boldsymbol{\sigma}_M) + \tau_2 \boldsymbol{\sigma}_3. \quad (25b)$$

### III. SELECTIVE CLONING

From Eqs. (22) and (25) we see that the two outgoing states  $\varsigma_1$  and  $\varsigma_2$  are generally different. In this paper we'll consider the case in which the clones are equal, therefore, In order to make them exactly alike, one have to put  $\tau_2 = 1/2$  and  $\mathbf{X}_3 = \mathbf{0}$ : in this case,  $\mathcal{X}_1 = \mathcal{X}_2$  and  $\mathcal{A}_1 = \mathcal{A}_2$ . A further inspection of Eqs. (22) and (25) with  $\tau_2 = 1/2$ , shows that the states  $\varsigma_k$  could be quite different from both the input states, being the covariance matrices and the mean values vectors a linear combination of the input ones. On the other hand, if  $f_2$  (or  $f_1$ ) vanishes, then the Gaussian output states depend only on  $\boldsymbol{\sigma}_1$ ,  $\mathbf{X}_1$  (or  $\boldsymbol{\sigma}_2$ ,  $\mathbf{X}_2$ ),  $\boldsymbol{\sigma}_3$  and  $\boldsymbol{\sigma}_M$ . In the following we'll investigate thoroughly this scenario.

After we have chosen the symmetric outputs setup, i.e.,  $\tau_2 = 1/2$  and  $\mathbf{X}_3 = \mathbf{0}$ , we are interested in removing the dependence on the state, e.g.,  $\varrho_2$  from the output states, namely, we want to let  $f_2$  vanish; this is achieved when

$$g \equiv g_1(\tau_1) = \sqrt{(1 - \tau_1)/\tau_1}, \quad (26)$$

TABLE I: Selective symmetric cloning ( $\tau_1 = \tau_2 = 1/2$  and  $\mathbf{X}_3 = \mathbf{0}$ ): changing the value of the electronic gain from +1 to -1 one can choose to clone the state  $\varrho_1$  or  $\varrho_2$  respectively. Notice that if  $g = -1$  a unitary transformation at the output is needed in order to obtain the right sign of the amplitude  $\mathcal{X}_k$ ,  $k = 1, 2$ .

$g$	$\mathcal{A}_1 = \mathcal{A}_2$	$\mathcal{X}_1 = \mathcal{X}_2$
+1	$\boldsymbol{\sigma}_1 + \frac{1}{2}(\boldsymbol{\sigma}_3 + \boldsymbol{\sigma}_M)$	$\mathbf{X}_1$
-1	$\boldsymbol{\sigma}_2 + \frac{1}{2}(\boldsymbol{\sigma}_3 + \boldsymbol{\sigma}_M)$	$-\mathbf{X}_2$

which gives  $f_1 = \tau_1^{-1/2}$  and leads to

$$\mathcal{X}_1 = \mathcal{X}_2 = (2\tau_1)^{-1/2} \mathbf{X}_1 \quad (27)$$

$$\mathcal{A}_1 = \mathcal{A}_2 = \frac{1}{2} \left[ \frac{1}{\tau_1} \boldsymbol{\sigma}_1 + \boldsymbol{\sigma}_3 + \frac{1 - \tau_1}{\tau_1} \boldsymbol{\sigma}_M \right]. \quad (28)$$

It is now clear that if the first BS is balanced ( $\tau_1 = 1/2$ ), we obtain

$$\mathcal{X}_1 = \mathcal{X}_2 = \mathbf{X}_1 \quad (29a)$$

$$\mathcal{A}_1 = \mathcal{A}_2 = \boldsymbol{\sigma}_1 + \frac{1}{2}(\boldsymbol{\sigma}_3 + \boldsymbol{\sigma}_M). \quad (29b)$$

This is the 1  $\rightarrow$  2 symmetric cloning of the state  $\varrho_1$ . This configuration has been experimentally implemented to optimally clone coherent states [11, 12]. Notice that  $g_1(1/2) = 1$ .

On the contrary, in order to eliminate the dependence on the state  $\varrho_1$  one needs (we are assuming again  $\tau_2 = 1/2$  and  $\mathbf{X}_3 = \mathbf{0}$ ):

$$g \equiv g_2(\tau_1) = -\sqrt{\tau_1/(1 - \tau_1)}, \quad (30)$$

which gives  $f_2 = -(1 - \tau_1)^{-1/2}$  and leads to

$$\mathcal{X}_1 = \mathcal{X}_2 = -[2(1 - \tau_1)]^{-1/2} \mathbf{X}_2 \quad (31)$$

$$\mathcal{A}_1 = \mathcal{A}_2 = \frac{1}{2} \left[ \frac{1}{1 - \tau_1} \boldsymbol{\sigma}_2 + \boldsymbol{\sigma}_3 + \frac{\tau_1}{1 - \tau_1} \boldsymbol{\sigma}_M \right], \quad (32)$$

and if  $\tau_1 = 1/2$  one has

$$\mathcal{X}_1 = \mathcal{X}_2 = -\mathbf{X}_2 \quad (33a)$$

$$\mathcal{A}_1 = \mathcal{A}_2 = \boldsymbol{\sigma}_2 + \frac{1}{2}(\boldsymbol{\sigma}_3 + \boldsymbol{\sigma}_M). \quad (33b)$$

As a matter of fact, to obtain the actual symmetric cloning of the state  $\varrho_2$  we have to implement a unitary transformation to change the phase of the output states as follows:  $\mathcal{X}_h \rightarrow -\mathcal{X}_h$ . Notice that  $g_2(1/2) = -1$ .

The results of this Section are summarized in Table I: in the case of symmetric cloning ( $\tau_1 = \tau_2 = 1/2$  and  $\mathbf{X}_3 = \mathbf{0}$ ), one can select the state to clone simply change the value of the gain  $g$  from +1 to -1.

### IV. ENHANCEMENT OF LINEAR CLONING FIDELITY

The similarity between the input state  $\varrho_k$  and the clone  $\varsigma_h$ ,  $k, h = 1, 2$ , can be quantified by means of the fidelity [18]

$$F(\varrho_k, \varsigma_h) = \left( \text{Tr} \left[ \sqrt{\sqrt{\varrho_k} \varsigma_h \sqrt{\varrho_k}} \right] \right)^2, \quad (34)$$

which, for Gaussian states, reduces to [12, 19, 20]

$$F_\eta \equiv F(\varrho_k, \varrho_h) = \frac{1}{\sqrt{\text{Det}[\boldsymbol{\sigma}_k + \mathcal{A}_h] + \delta} - \sqrt{\delta}} \times \exp\left\{-\frac{1}{2}(\mathbf{X}_k - \mathcal{X}_h)^T (\boldsymbol{\sigma}_k + \mathcal{A}_h)^{-1} (\mathbf{X}_k - \mathcal{X}_h)\right\}, \quad (35)$$

where  $\delta = 4(\text{Det}[\boldsymbol{\sigma}_k] - \frac{1}{4})(\text{Det}[\mathcal{A}_h] - \frac{1}{4})$ . Note that for pure Gaussian states  $\text{Det}[\boldsymbol{\sigma}_k] = \frac{1}{4}$ , and in turn  $\delta = 0$ . In the case of symmetric cloning  $\mathbf{X}_k = \mathcal{X}_h$ , the fidelity (35) reduces to

$$F_\eta(\boldsymbol{\sigma}_k, \boldsymbol{\sigma}_3, \boldsymbol{\sigma}_M) \equiv \frac{1}{\sqrt{\text{Det}[\boldsymbol{\sigma}_k + \mathcal{A}_h] + \delta} - \sqrt{\delta}}, \quad (36)$$

and the cloning machine is said to be *universal* because of its invariance with respect to displacement of the input states.

It is a matter of fact that we can now maximize Eq. (36) by a suitable choice of the state  $\varrho_3$  ( $\boldsymbol{\sigma}_1, \boldsymbol{\sigma}_2$ , and  $\boldsymbol{\sigma}_M$  being fixed). Without loss of generality we assume that the covariance matrix associated with  $\varrho_3$  has the following diagonal form

$$\boldsymbol{\sigma}_3 = \begin{pmatrix} \omega_{11} & 0 \\ 0 & \omega_{22} \end{pmatrix} \quad (37)$$

with

$$\omega_{11} = \frac{2\mathcal{T} + 1}{2} e^{2s}, \quad \omega_{22} = \frac{2\mathcal{T} + 1}{2} e^{-2s}, \quad (38)$$

i.e., a squeezed thermal state with  $\mathcal{T}$  mean thermal photons and squeezing parameter  $s$ . We recall that  $\mathbf{X}_3 = \mathbf{0}$  in order to fulfill the symmetric cloning requirements. Now, if

$$\boldsymbol{\sigma}_k = \begin{pmatrix} \gamma_{11}^{(k)} & \gamma_{12}^{(k)} \\ \gamma_{12}^{(k)} & \gamma_{22}^{(k)} \end{pmatrix}, \quad \boldsymbol{\sigma}_M = \begin{pmatrix} \Delta_{11}^2 & \Delta_{12} \\ \Delta_{12} & \Delta_{22}^2 \end{pmatrix}, \quad (39)$$

are the explicit forms of the covariance matrices of  $\varrho_k$ ,  $k = 1, 2$ , and of the measurement  $\Pi_\eta(z)$ , respectively, then we find that the fidelity reaches the maximum for (for the sake of simplicity we do not report explicitly the dependence of  $\gamma_{mn}^{(k)}$  on  $k$ , being clear what is the input state  $\varrho_k$  under consideration)

$$s = \bar{s} \equiv \frac{1}{4} \log \left( \frac{4\gamma_{11} + \Delta_{11}^2}{4\gamma_{22} + \Delta_{22}^2} \right), \quad \mathcal{T} = 0, \quad (40)$$

i.e.,  $\varrho_3$  should be a squeezed vacuum state with covariance matrix  $\boldsymbol{\sigma}_3 \equiv \boldsymbol{\sigma}_{\bar{s}} = \frac{1}{2} \text{Diag}(e^{2\bar{s}}, e^{-2\bar{s}})$ . Indeed, such a maximization of the fidelity requires the knowledge of  $\gamma_{11}$  and  $\gamma_{22}$ .

The result obtained above generalizes the conclusions given in Ref. [12]. The linear cloning machine described in [12], used to perform  $1 \rightarrow 2$  cloning of the state  $\varrho_1$ , follows from the present scheme choosing  $\varrho_2 = \varrho_3 = |0\rangle\langle 0|$ , corresponding to  $\boldsymbol{\sigma}_1 = \boldsymbol{\sigma}_3 = \boldsymbol{\sigma}_0 \equiv \frac{1}{2}\mathbb{1}_2$ , and  $\boldsymbol{\sigma}_M = \frac{2-\eta}{2\eta}\mathbb{1}_2$ , which describes the covariance matrix of the double homodyne detection with quantum efficiency  $\eta$ . From Eq. (40) we see that sending the vacuum into the second BS is the best choice only if  $\varrho_1$  is a coherent state or a displaced thermal state [12] (in both the cases  $s = 0$  and  $\boldsymbol{\sigma}_3$  reduces to the vacuum state covariance matrix being  $\mathbf{X}_3 = \mathbf{0}$ ). On the contrary, when

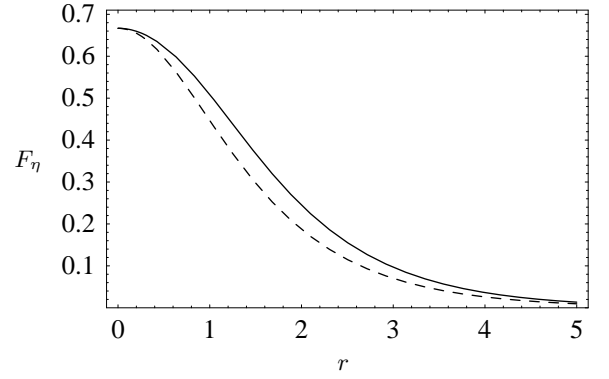


FIG. 2: Plot of the fidelity  $F_\eta(\boldsymbol{\sigma}_k, \boldsymbol{\sigma}_3, \boldsymbol{\sigma}_M)$  in the case of symmetric cloning when  $\varrho_1$  is a squeezed state with real squeezing parameter  $r$ ;  $\boldsymbol{\sigma}_3$  is chosen to be the covariance matrix  $\boldsymbol{\sigma}_{\bar{s}}$  of a vacuum squeezed state (solid line) or  $\boldsymbol{\sigma}_0$  of the vacuum state (dashed line). See text for details. We set  $\eta = 1$ .

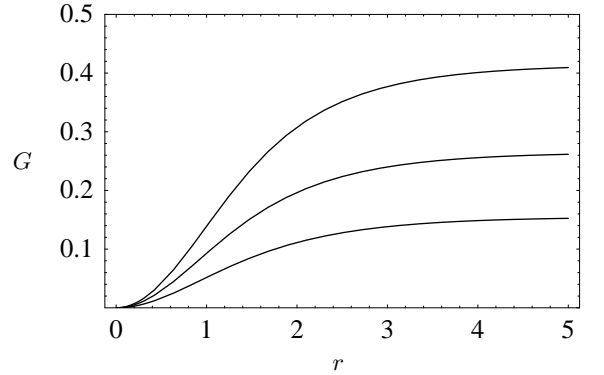


FIG. 3: Plot of the  $G(r, \eta)$  given in Eq. (41) as a function of the squeezing parameter of the input state for different values of  $\eta$ , from top to bottom:  $\eta = 1.0, 0.75$  and  $0.5$ . See the text for details.

$\boldsymbol{\sigma}_k$  is the covariance matrix associated with the squeezed state  $D(\alpha)S(r)|0\rangle = |\alpha, r\rangle$ , where  $D(\alpha) = \exp\{\alpha a^\dagger - \alpha^* a\}$  and  $S(r) = \exp\{\frac{1}{2}r(a^{\dagger 2} - a^2)\}$  are the displacement and squeezing operators, respectively,  $r$  being the real squeezing parameter, then  $2\gamma_{11} = 2\gamma_{22}^{-1} = e^{2r}$  and the cloning fidelity is optimized if  $\varrho_3$  is a squeezed state with squeezing parameter given by Eq. (40). Fig. 2 shows the enhancement of the fidelity in the case of squeezed state  $1 \rightarrow 2$  cloning when a suitable squeezed vacuum state with squeezing parameter  $\bar{s}$  given in Eq. (40) is used instead of the vacuum state as input  $\varrho_3$  (see Fig. 1). The effect of non-unit quantum efficiency can be seen in Fig. 3 where we plot the quantity

$$G(r, \eta) = \frac{F_\eta(\boldsymbol{\sigma}_1, \boldsymbol{\sigma}_{\bar{s}}, \boldsymbol{\sigma}_M) - F_\eta(\boldsymbol{\sigma}_1, \boldsymbol{\sigma}_0, \boldsymbol{\sigma}_M)}{F_\eta(\boldsymbol{\sigma}_1, \boldsymbol{\sigma}_0, \boldsymbol{\sigma}_M)}, \quad (41)$$

as a function of  $r$  for different values of  $\eta$ .  $G(r, \eta)$  expresses the relative improvement of cloning fidelity. As it is apparent from the plot, one has enhancement of fidelity for any value of  $\eta$  as far as the signals show nonzero squeezing.

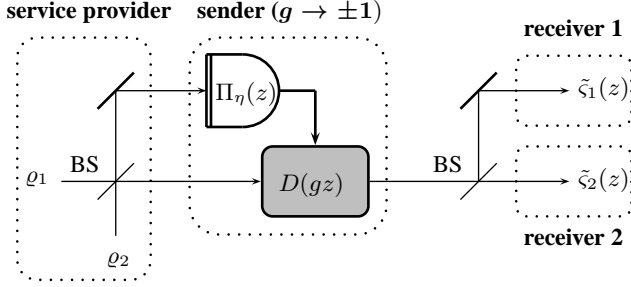


FIG. 4:  $1 \rightarrow 2$  binary communication assisted by the selective cloning machine. The “service provider” provides the communication channel by mixing the two states  $\varrho_1$  and  $\varrho_2$  at a balanced BS and by addressing the outgoing beams to the “sender”. The sender performs a measurement on one of the beams and displaces the other by an amount  $gz$ ,  $z$  being the measurement’s outcome and  $g$  being chosen according to the bit the sender wants to encode. Finally, the message is split into two clones by means of a second BS. See text for details.

## V. $1 \rightarrow 2$ BINARY COMMUNICATION

In this Section we address an application of the selective cloning machine to a  $1 \rightarrow 2$  binary communication protocol. The goal is to encode a classical sequence (string)  $\mathcal{S}$  of two classical symbols, e.g., “ $-1$ ” and “ $+1$ ”, into a quantum sequence  $\mathcal{S}'$  of two quantum states, e.g.,  $\varrho_1$  and  $\varrho_2$ , eventually unknown, and to send it to two receivers, which are interested not only in the classical message but also in the quantum states encoding it. In this case a cloning machine is necessary to generate the copies  $\mathcal{R}_1$  and  $\mathcal{R}_2$  of  $\mathcal{S}'$ . Let us now assume that the *sender*, which possesses the string  $\mathcal{S}$ , is not able to generate  $\mathcal{S}'$  himself, so he needs a *service provider* that provides a communication channel based on the states  $\varrho_1$  and  $\varrho_2$ . However, since the service provider does not know  $\mathcal{S}$ , the communication channel should be independent on the message the sender wants to send. In this scenario the selective cloning machine (operating in the symmetric cloning regime) presented above can be a useful tool.

The  $1 \rightarrow 2$  communication protocol based on the selective cloning machine is sketched in Fig. 4 and can be summarized in these steps:

- the service provider mixes  $\varrho_1$  and  $\varrho_2$  at the balanced BS and addresses the outputs to the sender;
- the sender performs the double homodyne detection onto one of the two beams and displaces the other one by an amount  $gz$ ,  $z$  being the outcome of the measurement and  $g$  being chosen according to the entries  $\pm 1$  of  $\mathcal{S}$ ;
- the displaced beam is divided into the two clones  $\tilde{\zeta}_1(z) = \tilde{\zeta}_2(z) \equiv \tilde{\zeta}^{(k)}(z)$  by means of another balanced BS, with  $k = 1$  ( $k = 2$ ) if  $g = +1$  ( $g = -1$ ).

It is worth noting that the selective cloning machine is now operating at a “single shot” regime, namely, each clone is obtained after a single outcome  $z$  of the double homodyne detection and not after a complete measurement onto a state. In

turn, each clone actually depends on  $z$ . Once the receivers get the single clone, they need a strategy to decide if the bit was  $+1$ , corresponding to  $\varrho_1$ , or  $-1$ , corresponding to  $\varrho_2$ .

In order to illustrate the protocol, in the following we address the simple case in which

$$\varrho_1 = \varrho_2 = |\alpha\rangle\langle\alpha|, \quad (42)$$

are coherent states, i.e.,  $\sigma_k = \frac{1}{2}\mathbb{1}_2$  and  $\mathbf{X}_1 = \mathbf{X}_2 = \sqrt{2}(\alpha, 0)$  (for the sake of simplicity we take  $\alpha$  as real and positive). We recall that the clones of  $\varrho_2$  have the amplitude with a  $\pi$  phase shift (see Table I) with respect to input one: in this way it is possible to distinguish between  $\zeta^{(1)}(z)$  and  $\zeta^{(2)}(z)$ . Note that one has

$$U_{\text{BS},1}\varrho_1 \otimes \varrho_2 U_{\text{BS},1}^\dagger = |0\rangle\langle 0| \otimes |\sqrt{2}\alpha\rangle\langle\sqrt{2}\alpha|. \quad (43)$$

One of the possible strategies to distinguish between  $\zeta^{(1)}(z)$  and  $\zeta^{(2)}(z)$  is performing a homodyne detection, which is described by the POVM [21]

$$\Pi_x(\varepsilon) = \frac{1}{\sqrt{2\pi\sigma_\varepsilon^2}} \int_{\mathbb{R}} dy \exp\left\{-\frac{(y-x)^2}{2\sigma_\varepsilon^2}\right\} \Pi_y, \quad (44)$$

where  $\sigma_\varepsilon^2 = (1-\varepsilon)/(4\varepsilon)$ ,  $\varepsilon$  is the detection quantum efficiency, and  $\Pi_y = |y\rangle\langle y|$ , with

$$|y\rangle = \frac{e^{-y^2/2}}{\pi^{1/4}} \sum_{n=0}^{\infty} \frac{H_n(y)}{\sqrt{n!2^n}} |n\rangle \quad (45)$$

being an eigenstate of the quadrature operator  $\hat{y} = \frac{1}{\sqrt{2}}(a+a^\dagger)$  of the measured mode. In equation (45)  $H_n(y)$  denotes the  $n$ -th Hermite polynomials. Finally, the decision is taken according to the following rule: if  $x \geq \bar{x} \Rightarrow k = 1$ , otherwise  $k = 2$ ,  $\bar{x}$  being a threshold value. On the other hand,  $\zeta^{(1)}(z)$  and  $\zeta^{(2)}(z)$  are not orthogonal, and then we have to evaluate the probability to infer the wrong state, namely, the *error probability* defined as follows:

$$H_e(z) = \frac{1}{2} [P_z(2|1) + P_z(1|2)], \quad (46)$$

where  $P_z(h|k)$  is the probability to infer the state  $\zeta^{(h)}(z)$  when the actual state was  $\zeta^{(k)}(z)$ ,  $h \neq k$ . In writing Eq. (46) we assumed that the two states are sent with the same *a priori* probability  $p = 1/2$ . The explicit expressions of  $P_z(2|1)$  and  $P_z(1|2)$  read as follows:

$$P_z(2|1) = \int_{-\infty}^{\bar{x}} dx \text{Tr} \left[ \zeta^{(1)}(z) \Pi_x(\varepsilon) \right], \quad (47a)$$

$$P_z(1|2) = \int_{\bar{x}}^{+\infty} dx \text{Tr} \left[ \zeta^{(2)}(z) \Pi_x(\varepsilon) \right]. \quad (47b)$$

It is easy to see that because of the choice of the states  $\varrho_1$  and  $\varrho_2$ , the probability  $H_e(z)$  is minimum when  $\bar{x} = 0$ . The average error probability is then given by

$$\bar{H}_e(\alpha, \eta, \varepsilon) = \int_{\mathbb{C}} d^2z p_\eta(z) H_e(z), \quad (48)$$

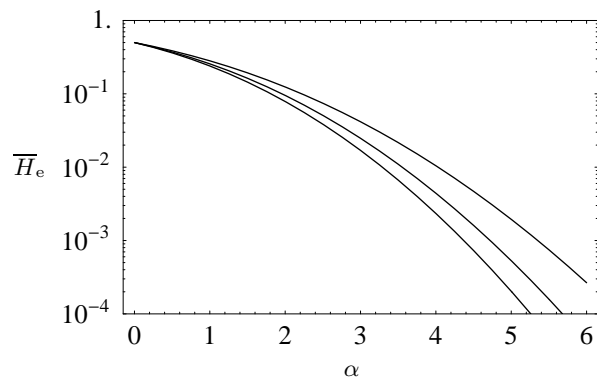


FIG. 5: Plot of the average error probability  $\overline{H}_e(\alpha, \eta, \varepsilon)$  as a function of the amplitude  $\alpha$  and different values of the quantum efficiencies: we set  $\varepsilon = 1.0$  and, from bottom to top,  $\eta = 1.0, 0.5$ , and  $0.75$ .

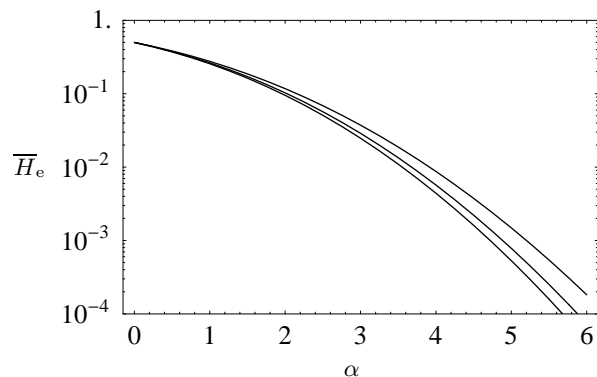


FIG. 6: Plot of the average error probability  $\overline{H}_e(\alpha, \eta, \varepsilon)$  as a function of the amplitude  $\alpha$  and different values of the quantum efficiencies: we set  $\eta = 0.75$  and, from bottom to top,  $\varepsilon = 1.0, 0.5$ , and  $0.75$ .

where  $p_\eta(z)$  is the double homodyne detection probability given by Eq. (9). In Figs. 5 and 6 we plot Eq. (48) as a func-

tion of the amplitude  $\alpha$  and different values of  $\eta$  and  $\varepsilon$ . As one may expect, in order to reduce the error probability one has to increase the amplitude of the input coherent states.

It is worth mentioning that when  $\varrho_1$  and  $\varrho_2$  are non-classical state, then  $U_{BS,1}\varrho_1 \otimes \varrho_2 U_{BS,1}^\dagger$  is entangled [16, 17] and such correlations can be used to reveal the presence of an eavesdropper along the communication line by means a suitable non-locality test [22, 23].

## VI. CONCLUDING REMARKS

We have addressed the performances of  $1 \rightarrow 2$  selective cloning machine based on linear optics and Gaussian measurement, which allows to clone one of two incoming input states. We have shown that this is achieved simply changing the gain of a feed-forward loop. Moreover a third Gaussian state can be used in the final stage of the cloning process in order to enhance the input-output fidelity. We have found that for coherent or thermal states this state reduces to the vacuum state, whereas a vacuum squeezed state depending on the squeezing parameter of the inputs and on the measurement should be considered when the states to be cloned are squeezed states. Finally, a protocol for  $1 \rightarrow 2$  binary communication involving the selective cloning machine has been proposed and the average error probability has been evaluated for a particular choice of the involved states.

## Acknowledgments

Fruitful discussions with M. G. A. Paris and A. R. Rossi are kindly acknowledged. This work has been supported by MIUR through the project PRIN-2005024254-002.

- 
- [1] W. K. Wootters and W.H. Zurek, *Nature* **299**, 802 (1982).
  - [2] D. Dieks, *Phys. Lett. A* **92**, 271 (1982).
  - [3] G. C. Ghirardi and T. Weber, *Nuovo Cimento B* **78**, 9 (1983).
  - [4] H. P. Yuen, *Phys. Lett. A* **113**, 405 (1986).
  - [5] V. Buzek and M. Hillery, *Phys. Rev. A* **54**, 1844 (1996).
  - [6] S. Braunstein and P. van Loock, *Rev. Mod. Phys.* **77**, 513 (2005).
  - [7] N. J. Cerf, A. Ipe, and X. Rottenberg, *Phys. Rev. Lett.* **85**, 1754 (2000).
  - [8] N. J. Cerf, and S. Iblisdir, *Phys. Rev. A* **62**, 040301(R) (2000).
  - [9] S. L. Braunstein, et al., *Phys. Rev. Lett.* **86**, 4938 (2001).
  - [10] J. Fiurášek, *Phys. Rev. Lett.* **86**, 4942 (2001).
  - [11] U. L. Andersen, V. Josse, and G. Leuchs, *Phys. Rev. Lett.* **94**, 240503 (2005).
  - [12] S. Olivares, M. G. A. Paris, and U. L. Andersen, *Phys. Rev. A* **73**, 062330 (2006).
  - [13] S. Olivares, M. G. A. Paris, and U. L. Andersen *Acta Phys. Hung. B* **26**, 293 (2006).
  - [14] S. Olivares, and M. G. A. Paris, e-print quant-ph/0611272 (to appear in *J. Phys. A: Math. Theor.*).
  - [15] A. Ferraro, S. Olivares, and M. G. A. Paris, *Gaussian States in Quantum Information* (Bibliopolis, Napoli, 2005).
  - [16] M. G. A. Paris, *Phys. Rev. A* **59**, 1615 (1999).
  - [17] W. Xiang-bin, *Phys. Rev. A* **66**, 024303 (2002).
  - [18] A. Uhlmann, *Rep. Math. Phys.* **9**, 273 (1976); R. Jozsa, *L. Mod. Opt.* **41**, 2315 (1994).
  - [19] H. Scutaru, *J. Math. Phys.* **31**, 3659 (1998).
  - [20] H. Nha, and H. J. Carmichael, *Phys. Rev. A* **71**, 032336 (2005).
  - [21] S. Olivares, and M. G. A. Paris, *J. Opt. B* **6**, 69 (2004).
  - [22] K. Banaszek, and K. Wódkiewicz, *Phys. Rev. A* **58**, 4345 (1998).
  - [23] H. Nha, and H. J. Carmichael, *Phys. Rev. Lett.* **93**, 020401 (2004).