

What it takes to measure a fundamental difference between dark matter and baryons: the halo velocity anisotropy

Ole Host, Steen H Hansen

DARK Cosmology Centre, Niels Bohr Institute, University of Copenhagen,
Juliane Maries Vej 30, DK-2100 Copenhagen Ø, Denmark

E-mail: olehost@dark-cosmology.dk

Abstract. Numerous ongoing experiments aim at detecting WIMP dark matter particles from the galactic halo directly through WIMP-nucleon interactions. Once such a detection is established a confirmation of the galactic origin of the signal is needed. This requires a direction-sensitive detector. We show that such a detector can measure the velocity anisotropy β of the galactic halo. Cosmological N-body simulations predict the dark matter anisotropy to be nonzero, $\beta \sim 0.2$. Baryonic matter has $\beta = 0$ and therefore a detection of a nonzero β would be strong proof of the fundamental difference between dark and baryonic matter. We estimate the sensitivity for various detector configurations using Monte Carlo methods and we show that the strongest signal is found in the relatively few high recoil energy events. Measuring β to the precision of ~ 0.03 will require detecting more than 10^4 WIMP events with nuclear recoil energies greater than 100 keV for a WIMP mass of 100 GeV and a ^{32}S target. This number corresponds to $\sim 10^6$ events at all energies. We discuss variations with respect to input parameters and we show that our method is robust to the presence of backgrounds and discuss the possible improved sensitivity for an energy-sensitive detector.

PACS numbers: 95.35.+d, 98.35.Gi, 95.55.Vj

1. Introduction

Several cosmological probes have shown that there is a dark matter component in the universe comprising about one quarter of the average energy density [1, 2, 3]. The local density of dark matter in the solar neighborhood is estimated to be in the range $\rho_0 = 0.2 - 0.6 \text{ GeV/cm}^3$ [4]. Several dark matter candidates in the form of WIMPs, Weakly Interacting Massive Particles, have been suggested including the lightest supersymmetric particle (LSP) in SUSY extensions of the standard model, sterile neutrinos and axions – see the review [5] for a discussion.

Recent years have seen a remarkable progress in the understanding of dark matter structures. Universal trends have been identified and quantified using numerical cosmological simulations. One of the most discussed general trends lies in the behaviour of the universal density profile [6, 7, 8], which has likely been explained [9, 10, 11]. Another general result of cosmological simulations is that the velocity anisotropy is zero near the central region, and positive in the outer region [12, 13]. There even appears to be a universal connection between the local slope of the density profile and the local velocity anisotropy, which allows one to predict that the value of the velocity anisotropy near the Earth should be non-zero and of the order 0.2 [14, 15]. Studies have shown that the velocity anisotropy can have a measurable effect on the detection rates of WIMPs [16, 17, 18]. The physical interpretation of this velocity anisotropy is that the local dark matter ‘temperature’ is different in the tangential and radial directions with respect to the galactic centre. Thus, a non-zero velocity anisotropy of the dark matter presents a sharp contrast with a typical baryonic gas. This implies that an eventual measurement of the anisotropy would be a strong proof that dark matter really behaves significantly and fundamentally different from ordinary matter. This is the main reason why we here present a possible method, based on direct detection of dark matter, by which one eventually will be able to measure this property characterizing the dark matter halo.

Detecting dark matter directly involves measuring the recoil of a nucleus which scatters the WIMP. At present, several direct detection experiments search for WIMPs from the galactic halo. Strategies differ, but the best exclusion limits at the moment are provided by low background cryogenic detectors detecting phonons and either ionization, such as CDMS [19] and EDELWEISS [20], or scintillation as CRESST [21]. However, KIMS [22] are also competitive using only scintillation. A promising alternative is dual-phase noble gas detectors measuring scintillation and ionization, for example ZEPLIN [23], XENON10 [24] and ArDM [25]. These are relatively easily scalable to ton-mass detectors. The only collaboration to claim a detection so far is DAMA [26] which relies on detecting the weak annual modulation of the signal rate induced by the motion of the Earth [27]. However, the claim appears to be ruled out by CDMS [19] and is heavily disputed. Of particular interest to the present work are the direction sensitive detectors DRIFT [28] and NEWAGE [29]. DRIFT is a 1 m^3 negative ion time projection chamber (TPC) situated in the Boulby Mine in the UK. The collaboration has provided proof-of-principle and are running the second stage of the detector. NEWAGE is a micro-TPC in the R&D stage.

Direction-sensitive detectors search for a WIMP signal induced by the solar motion through the WIMP halo [30]. This causes a large forward-backward asymmetry in the recoil signal rate as shown in figure 1. The magnitude of the asymmetry depends mainly on the solar orbital speed. Analyses suggest that less than 10 WIMP events in a direction-sensitive detector may confirm the signal as being galactic due to the

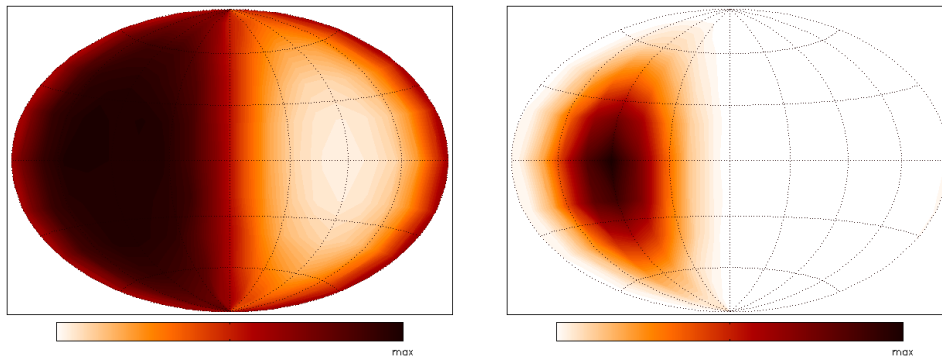


Figure 1. Hammer-Aitoff projections of the sky in galactic coordinates showing the directional nuclear recoil rate in our fiducial model. On the left all recoils are shown, on the right only those with a recoil energy $E_{\text{rec}} > 100$ keV. The Sun moves towards -90° longitude on the Galactic equator.

large forward-backward asymmetry [31, 32, 33, 34]. Hence, while direction sensitive detectors are less likely to provide first detection, they may well provide a crucial confirmation of the galactic origin of a WIMP signal. However, the asymmetry is also weakly dependent on the velocity anisotropy of the dark matter halo and therefore a careful measurement of the asymmetry allows for a determination of β .

2. Modelling

In this section we discuss the components of the Monte Carlo simulation. The simulation generates a detector event by randomly selecting a WIMP velocity in the galactic halo, transforming the velocity to the detector and calculating the detector response to the event.

2.1. Dark matter velocity distribution

We make the simplest assumption for the velocity distribution which is a modified Maxwell-Boltzmann distribution,

$$f(\vec{v}) d^3v = \frac{1}{(2\pi)^{3/2} \sigma_r \sigma_t^2} \exp\left(-\frac{v_r^2}{2\sigma_r^2} - \frac{v_\theta^2 + v_\phi^2}{2\sigma_t^2}\right) d^3v, \quad (1)$$

in which the one-dimensional radial and tangential velocity dispersions are related through $\beta = 1 - \sigma_t^2/\sigma_r^2$. As explained in the introduction, numerical simulations predict $\beta \sim 0.2$ near the Earth. When varying β we fix the total velocity dispersion $\sigma = \sqrt{\sigma_r^2 + 2\sigma_t^2}$ at $\sigma = v_0 = 230 \text{ km s}^{-1}$, the circular orbit velocity. The distribution is cut off at an escape velocity of $v_{\text{esc}} = 600 \text{ km s}^{-1}$. More general distributions [35, 36] will require a more detailed study.

The velocity of the Earth through the Galaxy is calculated as specified in Appendix B of [37] to obtain the WIMP velocity \vec{v} in the detector. The velocity is the sum of the Earth's orbit around the Sun \vec{v}_E , the solar motion \vec{v}_\odot with respect to the local standard of rest and the galactic orbital speed of the local standard of rest, which is just the circular orbit velocity v_0 . The solar motion measured by the

Hipparcos satellite [38] is, in Galactic coordinates, $\vec{v}_\odot = (10.0, 5.2, 7.2)$ kms⁻¹. We refer to [37] for the calculation of \vec{v}_E as a function of time and date.

2.2. WIMP-nucleus interaction

A WIMP can be detected when it scatters off a target nucleus in a detector. We consider the case where the dominant channel is spin-independent elastic scattering, which is coherently enhanced by the number of nucleons at low energies. The cross section depends on the momentum transfer q as

$$\sigma(q) = \sigma_0 |F(q)|^2, \quad (2)$$

where $F(q)$ is the nuclear form factor and σ_0 is the cross section in the limit of zero momentum transfer. Following [37], the WIMP-nucleus interaction is modelled by the Helm form factor [39],

$$F(qr_n) = 3 \frac{j_1(qr_n)}{qr_n} \exp(-(qs)^2/2), \quad (3)$$

where $r_n = 1.14A^{1/3}$ is the approximate nuclear radius and $s = 0.9$ fm is the skin thickness parameter. For elastic scattering the momentum transfer is given by

$$q = 2\mu v \cos \theta, \quad (4)$$

where $\mu = m_t m_W / (m_t + m_W)$ is the reduced mass of the WIMP-target system, v is the laboratory speed of the incoming WIMP and θ is the recoil angle of the nucleus with respect to \vec{v} . For each event, the maximum possible momentum transfer is determined by the velocity of the WIMP. The distribution $|F(q)|^2$ is then randomly sampled in the interval up to the maximum momentum transfer to determine the actual momentum transfer. This fixes the scattering angle θ through (4).

2.3. Detector

The directional WIMP signal is unavoidably smeared out by the fact that only the nuclear recoil is observed, not the WIMP itself. In addition to this, the detector will have a limited angular resolution with which the initial nuclear recoil direction can be reconstructed. For example, in the DRIFT time projection chamber, the ionization cloud from a typical recoil will drift onto only a few anode wires in the readout [40]. This, coupled with the charge diffusion, necessarily limits the accuracy with which the recoil can be reconstructed. High recoil events produce longer ionization tracks, hence it is easier to measure the direction of more energetic events.

In an actual experiment the angular resolution must be carefully measured. Here, we model it by rotating the recoil velocity in a random direction by an angle α drawn from the Fisher distribution on the sphere $p(\alpha) \propto \exp(\kappa \cos \alpha)$ [41]. The parameter κ fixes the width of the distribution with larger κ corresponding to a more centralized distribution. We consider perfect reconstruction of the direction, $\kappa = \infty$, as well as $\kappa = 5$ and $\kappa = 2.3$ corresponding to half the sampled angles being greater than 30° and 45°, respectively.

Another parameter characterizing the detector is the detector threshold energy E_{thr} . A realistic detector cannot measure the direction of nuclear recoils below this energy since low energy recoils will not move sufficiently long distances in the detector. Naturally the total signal rate is lowered for increasing threshold energy.

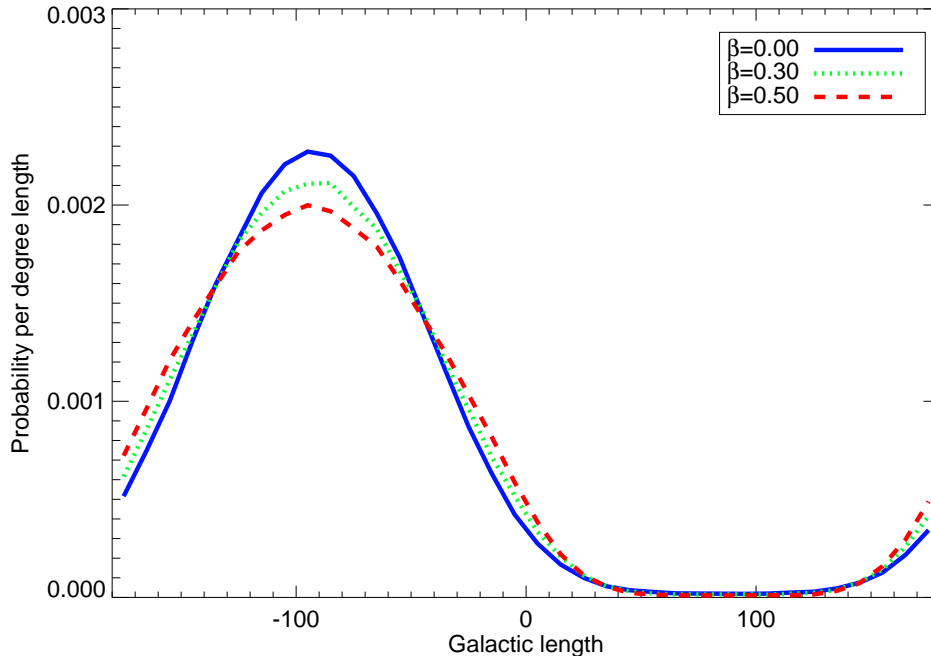


Figure 2. Distributions of nuclear recoils with respect to galactic length, normalized to unity, for three values of β . An energy threshold of $E_{\text{thr}} = 100$ keV has been applied, other parameters are as in the fiducial model.

2.4. Calibrating the asymmetry-anisotropy relation

The observed forward-backward asymmetry depends on β in a non-trivial way which necessitates Monte Carlo calibration.

We define the angle ϕ between the observed nuclear recoil direction and the direction of the solar motion through the halo. If ϕ is less than a chosen acceptance angle α_{acc} the event is counted as a forward event while if ϕ is greater than $180^\circ - \alpha_{\text{acc}}$ the event is a backward event. The observed forward-backward asymmetry is the difference between the number of forward and backward events. From figure 2, it is evident that the asymmetry is large, compared to the total number of signals, but the dependence on β is weak. The relative asymmetry is the difference between the number of forward and backward events with $E_{\text{rec}} > E_{\text{thr}}$, divided by the total number of generated events, regardless of recoil energy. In other words, it is the probability that a random detector event will add to the asymmetry given E_{thr} and α_{acc} .

The relation between the forward-backward asymmetry and the velocity anisotropy is calibrated by simulating 10^8 events for β in the range $(-0.5, 0.5)$ in steps of 0.05. For each β , the asymmetry is tabulated for a number of threshold energies and acceptance angles. Third order polynomials are fitted to the calculated asymmetries and used as calibration curves. Figure 3 shows the calibration curves at threshold energies of 0 keV and 100 keV. Note that for low threshold energy, the asymmetry increases with β while the opposite is true for high threshold energy. This change in behaviour occurs in the region of $E_{\text{thr}} \simeq 40$ keV, increasing with the smaller

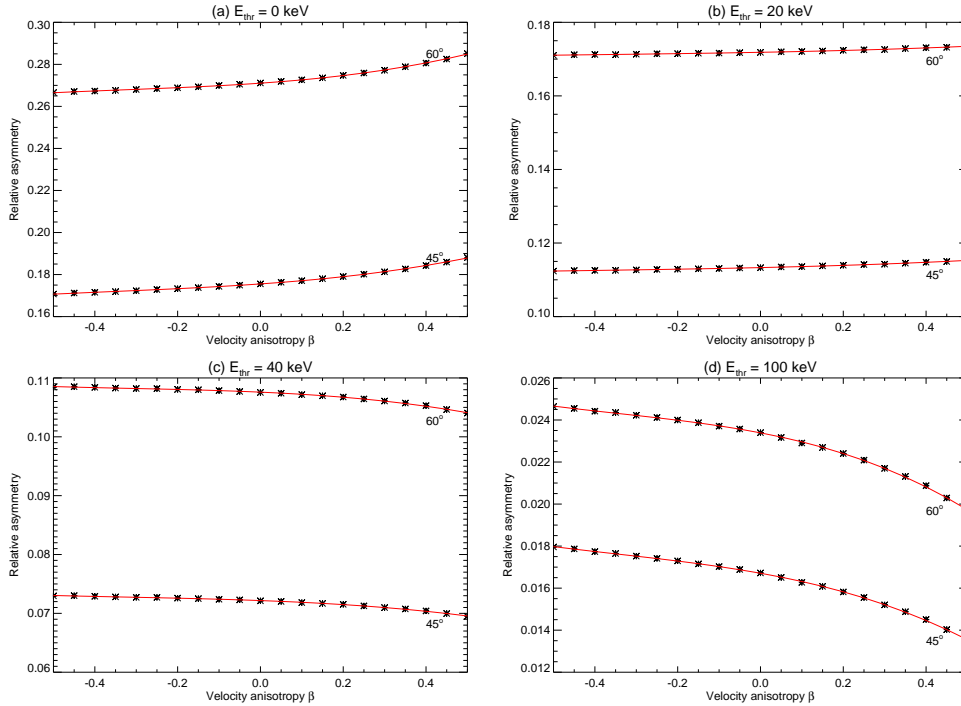


Figure 3. Calibration curves for (a) $E_{\text{thr}} = 0$ keV, (b) $E_{\text{thr}} = 20$ keV, (c) $E_{\text{thr}} = 40$ keV and (d) $E_{\text{thr}} = 100$ keV, acceptance angles as labelled. The calibration is for the fiducial model, i.e. $\kappa = \infty$, $m_W = 100$ GeV and ^{32}S target.

acceptance angles.

The calibration depends on both the WIMP and target masses, m_W and m_t , and on the angular resolution of the detector, κ . Further, each configuration of detection energy threshold and acceptance angle results in a different calibration. We calculate calibration curves for $E_{\text{thr}}/(\text{keV}) \in [0, 20, 40, 70, 100, 140, 180]$ and $\alpha_{\text{acc}} \in [90^\circ, 60^\circ, 45^\circ, 36^\circ, 30^\circ, 26^\circ, 22^\circ]$.

3. Results

Now we discuss the expected accuracy with which the velocity anisotropy can be measured, depending on the experimental configuration. We simulate a large number of detectors, each measuring β from a number of observed nuclear recoils. The sensitivity is the width of the distribution of these events.

3.1. Signal rates

We do not calculate specific rates, rather we assume a WIMP mass and a target nucleus and estimate the sensitivity from a number of generated events for different E_{thr} and α_{acc} . Increasing E_{thr} lowers the signal rate by a factor depending on the masses. Table 1 lists the fraction of recoils with energy above a given threshold for some combinations of m_W and target nucleus. For example, out of 1000 recoils only about 30 would have recoil energy greater than 100 keV if $m_W = 100$ GeV and the

Table 1. Fraction of nuclear recoils with recoil energy above E_{thr} .

E_{thr} (keV)	0	20	40	70	100	140	180
^{32}S target, $m_W = 100$ GeV	1.0	0.35	0.18	0.074	0.030	0.0082	0.0018
^{12}C target, $m_W = 100$ GeV	1.0	0.22	0.073	0.013	0.0014	-	-
^{32}S target, $m_W = 500$ GeV	1.0	0.44	0.27	0.14	0.073	0.031	0.013

target is ^{32}S . It is therefore natural to compare sensitivities for different threshold energies between simulations with the same number of total generated events.

The actual signal rate in a detector is proportional to ρ_0/m_W , where ρ_0 is the WIMP density in the vicinity of the solar system.

3.2. Fiducial model

We consider a fiducial model with velocity anisotropy $\beta = 0.1$, a WIMP mass of $m_W = 100$ GeV, a ^{32}S target nucleus and perfect reconstruction of the recoil direction, $\kappa = \infty$. We simulate a total of 10^9 detector events which we group as 1000 experiments obtaining 10^6 WIMP detections each. The distribution of measured β 's for these 1000 simulated experiments is shown in figure 4 for $E_{\text{thr}} = 100$ keV and $\alpha_{\text{acc}} = 45^\circ$. The width σ_β of the distribution is the desired estimate of the experimental sensitivity to β . Explicitly, a detector reconstructing the direction of the roughly 3×10^4 events with recoil energy greater than 100 keV (out of the 10^6 events at all energies) will be able to measure β with an accuracy of $\sigma_\beta = 0.029$.

The sensitivity in the fiducial model is shown in figure 5 for various acceptance angles as a function of threshold energy. The best sensitivity is obtained for the above-mentioned configuration, $\alpha_{\text{acc}} = 45^\circ$ and $E_{\text{thr}} = 100$ keV, for which $\sigma_\beta = 0.029$. Very similar results are obtained for $E_{\text{thr}} = 0$ keV while intermediate threshold energies are less optimal. The dependence on α_{acc} is weak for large threshold energies, but rather strong at low and intermediate E_{thr} . The optimal threshold energy at 100 keV should be understood as the best compromise between a steep calibration curve and a large number of events. Explicitly, the asymmetry is more enhanced if only high energy events are detected, but the lower number of events reduces the signal to noise ratio. For zero threshold energy, the opposite happens as there is a large number of events but each event contains less information. The poor performance at intermediate E_{thr} is mainly due to the calibration curves changing from positive to negative slope as the threshold energy increases while the increase in σ_β for $E_{\text{thr}} > 100$ keV is due to the low number of events with sufficient recoil energy. The simulated experiments reproduce the input $\beta = 0.1$ consistently. The only unfortunate exceptions are for $\alpha_{\text{acc}} = 90^\circ$ and $E_{\text{thr}} = 20$ or 40 keV in which case the flatness of the calibration curves and the low signal per event smear the distribution out over a wide range of β 's.

The measured value of the relative asymmetry in the 1000 experiments is close to Gaussian since the number of forward events is very large, the number of backward events is very small and each number is Poisson distributed. However, since the calibration curves are not straight lines the distribution of measured β 's is distorted. The measure of this distortion is the sample skewness, which is the ratio of the third

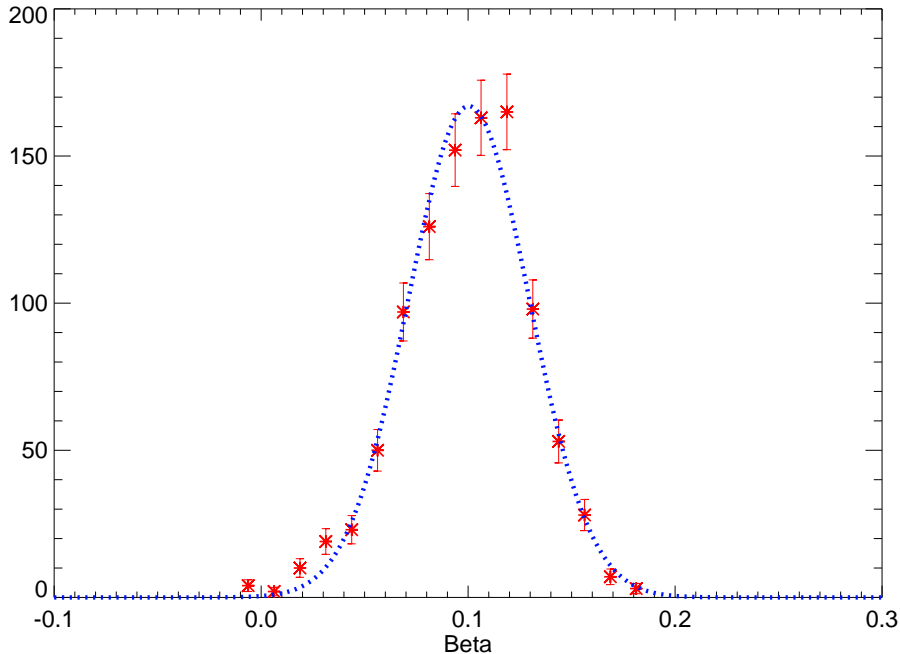


Figure 4. Binned distribution of measured β 's in the fiducial model with 10^6 detector events, $E_{\text{thr}} = 100$ keV and $\alpha_{\text{acc}} = 45^\circ$. The width of the distribution defines the sensitivity for this experimental configuration. The curve shows the Gaussian fit which has $\sigma_\beta = 0.029$.

sample moment to the second,

$$\gamma = \frac{\mu_3}{\sigma^3} = \frac{\sqrt{n} \sum_i (\beta_i - \bar{\beta})^3}{[\sum_i (\beta_i - \bar{\beta})^2]^{3/2}}. \quad (5)$$

In particular, we find large, negative skewness $\gamma \lesssim -1$ for low threshold energies as well as for $\alpha_{\text{acc}} = 90^\circ$. In these cases a Gaussian fit is not a good representation of the distribution of β 's and we take the sample standard deviation of the unbinned distribution as the sensitivity instead.

The dependence on the number of detected events is investigated by regrouping the 10^9 simulated events into more experiments with fewer detections. Figure 6 shows the obtained accuracy for 4×10^5 events, i.e. 2.5 times fewer than the fiducial configuration. The best σ_β is again obtained at $E_{\text{thr}} = 100$ keV and $\alpha_{\text{acc}} = 45^\circ$, for which $\sigma_\beta = 0.047$. In general we find that $\sigma_\beta \propto 1/\sqrt{N}$ for experiments with at least 10^5 events, as expected. However, the skewness becomes more and more pronounced as the number of detector events is reduced.

In summary, to make a coarse measurement of the velocity anisotropy of the dark matter halo with an accuracy of about 0.1, about 10^5 WIMPs at all energies would be needed. However, a detector which is insensitive to the recoil energy should ideally only count the nuclear recoils with energy greater than 100 keV. A precision measurement would require more than 10^6 events, corresponding to a ton-scale direction-sensitive detector operating for several years if the cross-section is 10^{-7} pb. These numbers,

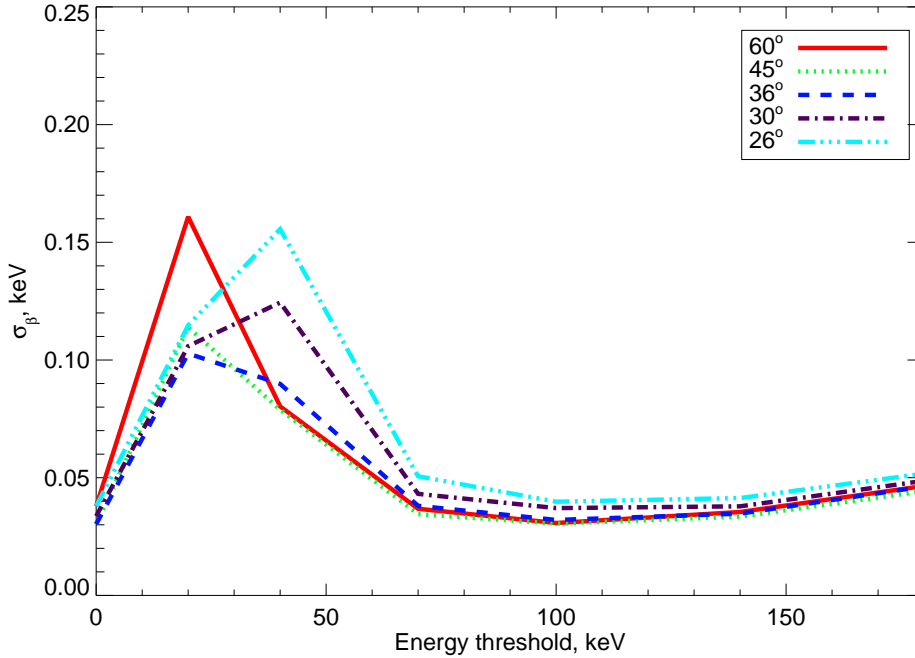


Figure 5. Sensitivity σ_β of measurement of β as a function of detector energy threshold for various acceptance angles in the fiducial model.

compared to the present status of WIMP directional detection experiments, are of course very large and would require a large dedicated experimental programme. Additionally, a cross-section of 10^{-7} pb may be too optimistic – for example, a recent study found that the most favored region would be the range $10^{-10} - 10^{-8}$ pb [42].

3.3. Parameter influence

Next, we investigate the consequences of varying each of the parameters of the fiducial model independently.

- First and most important, a limited detector angular resolution, $\kappa = 5$, is found to increase σ_β by 30%. A poorer detector with $\kappa = 2.3$ increases σ_β by 75%. The optimal acceptance angle in both cases is $\alpha_{\text{acc}} = 60^\circ$. In these cases, the σ_β 's obtained at zero threshold energy are notably poorer than at 100 keV, unlike in the fiducial model. One might expect the resolution would have a stronger effect but it should be remembered that the WIMP recoil distribution is already smeared out by the nuclear recoil distribution so the relative decrease due to a finite κ is small.
- If the target nucleus mass is lowered, the reduced mass of the WIMP-nucleus system is decreased and, from (4), so is the width of the recoil angle distribution. Hence the nuclear recoil direction resembles the incoming WIMP direction better. For a ^{12}C target, σ_β is decreased by 15%. The lower reduced mass also lowers the optimal threshold energy to $E_{\text{thr}} = 70$ keV.

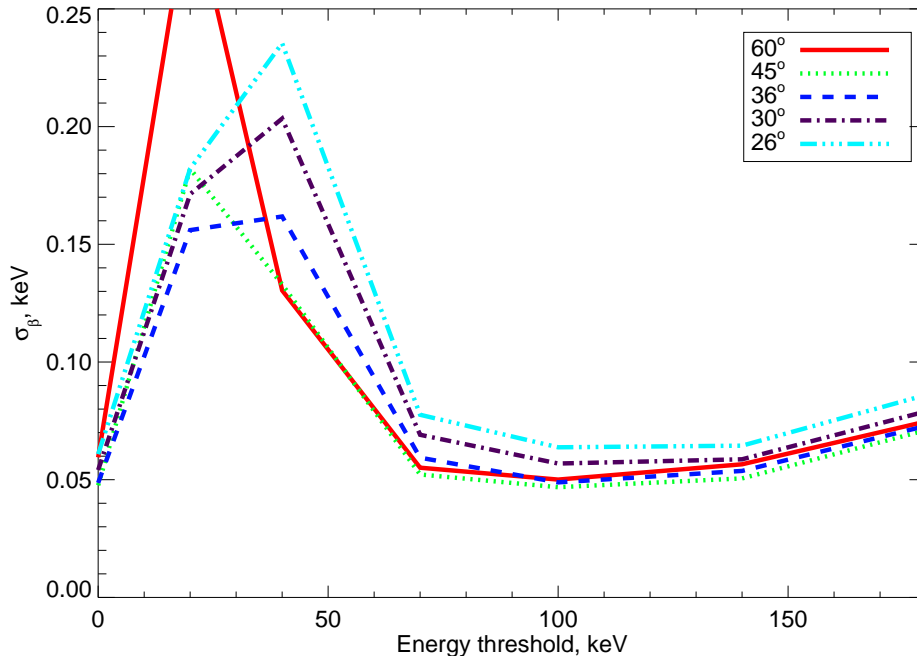


Figure 6. Same as figure 5 but with 4×10^5 events per experiment.

Table 2. Impact of varying the parameters of the fiducial model independently.

Parameter	Best σ_β (keV)	E_{thr} (keV)	α_{acc}
Fiducial model	0.029	100	45°
$\kappa = 5$	0.037	100	60°
$\kappa = 2.3$	0.051	100	60°
$m_W = 500 \text{ GeV}$	0.033	180	45°
^{12}C target	0.025	70	45°
$\beta = -0.1$	0.045	100	45°

- If the WIMP mass is increased, the reduced mass is also increased and the recoil angle distribution becomes wider, resulting in poorer sensitivity. For $m_W = 500 \text{ GeV}$ we find σ_β is increased by 10% and the optimal threshold energy is 180 keV. It should be noted here that since the WIMP flux is inversely proportional to m_W , it would take five times as long to record the same number of events if $m_W = 500 \text{ GeV}$ rather than 100 GeV.
- Finally, if the ‘true’ value of β is instead -0.1 the smaller slope of the calibration curve causes σ_β to increase by about 50%.

The best obtained σ_β for these parameters and the corresponding optimal acceptance angle and threshold energy are summarized in table 2.

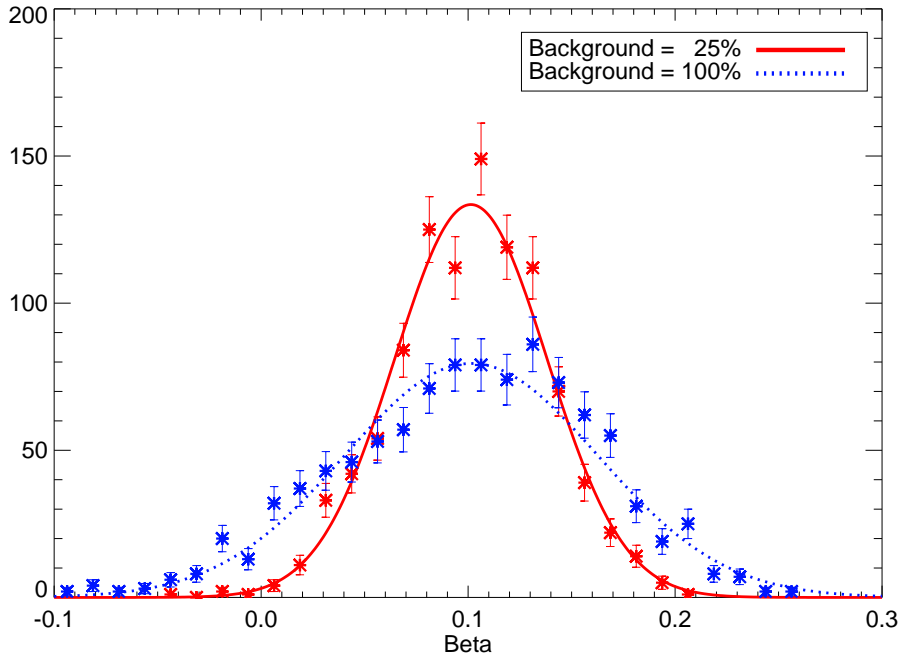


Figure 7. Binned distributions of measured β 's in the fiducial model as in figure 4 but including a background level set relative to the number of forward events. The sensitivities are $\sigma_\beta = 0.037$ and $\sigma_\beta = 0.06$ for 25% and 100% background levels, respectively.

3.4. Background

So far we have assumed a zero background level. Now we discuss the influence of a nonzero background which is assumed to be isotropic in the Galactic frame when averaged over time [43]. We consider the impact on the optimal detector configuration for the fiducial model, $E_{\text{thr}} = 100$ keV and $\alpha_{\text{acc}} = 45^\circ$. For each simulated experiment we add a number of background events to the forward and backward signal events. These two numbers are drawn from a Poisson distribution with mean equal to a fraction of the number of forward signal events. The asymmetry is then calculated as before and the calibration curve is used to determine the measured value of β . We find that the degradation due to nonzero background is benign, as long as the signal is not weaker than the background. For a 25% background level the sensitivity $\sigma_\beta = 0.037$, an increase of less than 30%. For a 100% background, $\sigma_\beta = 0.06$ while for a 400% background $\sigma_\beta = 0.10$. The distribution of measured β 's still reproduce $\beta = 0.1$ consistently as shown in figure 7.

The well-behaved performance of the sensitivity with respect to nonzero backgrounds can be attributed to our method of measuring the velocity anisotropy from the difference of the number of forward and backward signals, defined within equal solid angles. This method is largely insensitive to the background level, since the expected number of background events is the same in the forward and backward bins.

3.5. Energy resolution

We have not assumed that the detector can measure the nuclear recoil energy. However, as is evident from the calibration curves in figure 3 the forward-backward asymmetry increases with β for low energy recoils but decreases for high energy recoils. Hence a ‘cleaner’ signal can be obtained if the experiment is able to place events into energy bins with some resolution.

We have investigated the possible improvements by binning events into 15 keV bins according to their recoil energy, i.e. with no additional detector resolution effects. For each energy bin and acceptance angle we calculate separate calibration curves. The flip from positive to negative slope of the calibration curves takes place at about $E_{\text{rec}} = 60$ keV for the fiducial model. Hence, at intermediate recoil energies there is virtually no sensitivity to β . Following the usual procedure, we calculate the distribution of measured β 's in each energy bin. For 10^6 events distributed over all bins, the measurements reproduce the input β for low ($\lesssim 50$ keV) and high ($\gtrsim 100$ keV) recoil energies. The best sensitivity in individual bins is obtained in the lowest energy bin, $E_{\text{rec}} \in (0, 15)$ keV for which $\sigma_{\beta, E} = 0.032$. If the results of the bins that reproduce $\beta = 0.1$ are combined through $\sigma_{\beta}^{-2} = \sum_i \sigma_{\beta, E_i}^{-2}$, a sensitivity of $\sigma_{\beta} = 0.20$ is achieved. This corresponds roughly to the improvement obtained by our standard detector with no energy resolution taking data for twice as long.

It is interesting to note that a direction-sensitive detector with high energy resolution will be able to extend the study of [44] to extract the shape of the full 3-dimensional velocity distribution function.

4. Discussion

We have investigated the possibility of measuring the velocity anisotropy β of the galactic dark matter halo in a direction sensitive WIMP detector using Monte Carlo methods. The measurement is based on the well known forward-backward asymmetry in the directional spectrum of WIMP-induced nuclear recoils. A non-zero β alters the magnitude of the asymmetry slightly which makes it possible to measure β .

We find that in excess of 10^5 events across all energies are needed to make a coarse measurement of β . An experiment measuring 3×10^4 events with recoil energy greater than 100 keV, equivalent to 10^6 events at all energies, should be able to measure β to a precision of 0.03. Such a measurement would provide a strong proof that dark matter behaves fundamentally different from baryonic matter.

We have investigated the dependence of the sensitivity with respect to the angular resolution and the threshold energy of the detector, the masses of the WIMP and the target and the background level. The main point is that low energy and high energy nuclear recoils carry more information about the velocity anisotropy, implying a steep calibration curve, while intermediate energy recoils show little sensitivity. Since the calibration curves for low and high energy recoils have positive and negative slope, respectively, an energy-sensitive detector may improve the sensitivity.

Acknowledgments

The Dark Cosmology Centre is funded by the Danish National Research Foundation.

References

- [1] D. N. Spergel et al. Wilkinson microwave anisotropy probe (wmap) three year results: Implications for cosmology. *arxiv:astro-ph/0603449*, 2006.
- [2] Shaun Cole et al. The 2df galaxy redshift survey: Power-spectrum analysis of the final dataset and cosmological implications. *Mon. Not. Roy. Astron. Soc.*, 362:505–534, 2005.
- [3] Max Tegmark et al. The 3d power spectrum of galaxies from the sdss. *Astrophys. J.*, 606:702–740, 2004.
- [4] Gerard Jungman, Marc Kamionkowski, and Kim Griest. Supersymmetric dark matter. *Phys. Rept.*, 267:195–373, 1996.
- [5] Gianfranco Bertone, Dan Hooper, and Joseph Silk. Particle dark matter: Evidence, candidates and constraints. *Phys. Rept.*, 405:279–390, 2005.
- [6] Julio F. Navarro, Carlos S. Frenk, and Simon D. M. White. A universal density profile from hierarchical clustering. *Astrophys. J.*, 490:493–508, 1997.
- [7] Ben Moore, Fabio Governato, Tom Quinn, Joachim Stadel, and George Lake. Resolving the structure of cold dark matter halos. *Astrophys. J.*, 499:L5, 1998.
- [8] Toshiyuki Fukushige and Junichiro Makino. Origin of cusp in dark matter halo. *Astrophys. J.*, 477:L9, 1997.
- [9] Steen H. Hansen. Dark matter density profiles from the jeans equation. *Mon. Not. Roy. Astron. Soc.*, 352:L41, 2004.
- [10] Crystal G. Austin, Liliya L. R. Williams, Eric I. Barnes, Arif Babul, and Julianne J. Dalcanton. Semi-analytical dark matter halos and the jeans equation. *Astrophys. J.*, 634:756–774, 2005.
- [11] Walter Dehnen and Dean McLaughlin. Dynamical insight into dark-matter haloes. *Mon. Not. Roy. Astron. Soc.*, 363:1057–1068, 2005.
- [12] R. G. Carlberg et al. The average mass profile of galaxy clusters. *Astrophys. J.*, 485:L13, 1997.
- [13] Shaun Cole and Cedric G. Lacey. The structure of dark matter halos in hierarchical clustering models. *Mon. Not. Roy. Astron. Soc.*, 281:716, 1996.
- [14] Steen H. Hansen and Ben Moore. A universal density slope - velocity anisotropy relation for relaxed structures. *New Astron.*, 11:333, 2006.
- [15] Steen H. Hansen and Joachim Stadel. The velocity anisotropy - density slope relation. *JCAP*, 0605:014, 2006.
- [16] J. D. Vergados. Modulation effect with realistic velocity dispersion of supersymmetric dark matter. *Phys. Rev. Lett.*, 83:3597–3600, 1999.
- [17] N. W. Evans, C. M. Carollo, and P. T. de Zeeuw. Triaxial haloes and particle dark matter detection. *Mon. Not. Roy. Astron. Soc.*, 318:1131, 2000.
- [18] Anne M. Green. Effect of halo modelling on wimp exclusion limits. *Phys. Rev.*, D66:083003, 2002.
- [19] D. S. Akerib et al. Limits on spin-independent wimp nucleon interactions from the two-tower run of the cryogenic dark matter search. *Phys. Rev. Lett.*, 96:011302, 2006.
- [20] Veronique Sanglard. Edelweiss-ii: Status and future. *arxiv:astro-ph/0612207*, 2006.
- [21] M. Bravin et al. The cresst dark matter search. *Astropart. Phys.*, 12:107–114, 1999.
- [22] H. S. Lee et al. Development of low-background csi(tl) crystals for wimp search. *Nucl. Instrum. Meth.*, A571:644–650, 2007.
- [23] G. J. Alner et al. First limits on wimp nuclear recoil signals in zeplin-ii: A two phase xenon detector for dark matter detection. *arxiv:astro-ph/0701858*, 2007.
- [24] Laura Baudis. The xenon10 wimp search experiment at the gran sasso underground laboratory. *arxiv:astro-ph/0703183*, 2007.
- [25] Marco Laffranchi and Andre Rubbia. The ardm project: A liquid argon tpc for dark matter detection. *arxiv:hep-ph/0702080*, 2007.
- [26] R. Bernabei et al. Search for wimp annual modulation signature: Results from dama / nai-3 and dama / nai-4 and the global combined analysis. *Phys. Lett.*, B480:23–31, 2000.
- [27] Katherine Freese, Joshua A. Frieman, and Andrew Gould. Signal modulation in cold dark matter detection. *Phys. Rev.*, D37:3388, 1988.
- [28] G. J. Alner et al. The drift-ii dark matter detector: Design and commissioning. *Nucl. Instrum. Meth.*, A555:173–183, 2005.
- [29] Kentaro Miuchi et al. Detector performance of the newage experiment. *arxiv:physics/0701118*, 2007.
- [30] David N. Spergel. The motion of the earth and the detection of wimps. *Phys. Rev.*, D37:1353, 1988.
- [31] Craig J. Copi, Junseong Heo, and Lawrence M. Krauss. Directional sensitivity, wimp detection, and the galactic halo. *Phys. Lett.*, B461:43–48, 1999.

- [32] Craig J. Copi and Lawrence M. Krauss. Angular signatures for galactic halo wimp scattering in direct detectors: Prospects and challenges. *Phys. Rev.*, D63:043507, 2001.
- [33] Anne M. Green and Ben Morgan. Optimizing wimp directional detectors. *Astropart. Phys.*, 27:142–149, 2007.
- [34] Ben Morgan, Anne M. Green, and Neil J. C. Spooner. Directional statistics for wimp direct detection. *Phys. Rev.*, D71:103507, 2005.
- [35] Steen H. Hansen, Ben Moore, Marcel Zemp, and Joachim Stadel. A universal velocity distribution of relaxed collisionless structures. *JCAP*, 0601:014, 2006.
- [36] J. D. Vergados et al. In preparation.
- [37] J. D. Lewin and P. F. Smith. Review of mathematics, numerical factors, and corrections for dark matter experiments based on elastic nuclear recoil. *Astropart. Phys.*, 6:87–112, 1996.
- [38] Walter Dehnen and James Binney. Local stellar kinematics from hipparcos data. *Mon. Not. Roy. Astron. Soc.*, 298:387–394, 1998.
- [39] Richard H. Helm. Inelastic and elastic scattering of 187-mev electrons from selected even-even nuclei. *Phys. Rev.*, 104(5):1466–1475, Dec 1956.
- [40] N. Spooner. Private communication.
- [41] Ronald Fisher. Dispersion on a sphere. *Proceedings of the Royal Society of London. Series A, Mathematical and Physical Sciences*, 217(1130):295–305, may 1953.
- [42] Roberto Trotta, Roberto Ruiz de Austri, and Leszek Roszkowski. Prospects for direct dark matter detection in the constrained mssm. *New Astron. Rev.*, 51:316–320, 2007.
- [43] Ben Morgan and Anne M. Green. Directional statistics for wimp direct detection. ii: 2-d read-out. *Phys. Rev.*, D72:123501, 2005.
- [44] Manuel Drees and Chung-Lin Shan. Reconstructing the velocity distribution of wimps from direct dark matter detection data. arxiv:astro-ph/0703651, 2007.