

Correlations, fluctuations and stability of a finite-size network of coupled oscillators

Michael A. Buice and Carson C. Chow

Laboratory of Biological Modeling, NIDDK, NIH, Bethesda, MD

(Dated: May 13, 2022)

Abstract

The incoherent state of the Kuramoto model of coupled oscillators exhibits marginal modes in mean field theory. We demonstrate that corrections due to finite size effects render these modes stable in the subcritical case, i.e. when the population is not synchronous. This demonstration is facilitated by the construction of a non-equilibrium statistical field theoretic formulation of a generic model of coupled oscillators. This theory is consistent with previous results. In the all-to-all case, the fluctuations in this theory are due completely to finite size corrections, which can be calculated in an expansion in $1/N$, where N is the number of oscillators. The $N \rightarrow \infty$ limit of this theory is what is traditionally called mean field theory for the Kuramoto model.

I. INTRODUCTION

Systems of coupled oscillators have been used to describe the dynamics of an extraordinary range of phenomena [1], including networks of neurons [2, 3], synchronization of blinking fireflies [4, 5], chorusing of chirping crickets [6], neutrino flavor oscillations [7], arrays of lasers [8], and coupled Josephson junctions [9]. A common model of coupled oscillators is the Kuramoto model [10], which describes the evolution of N coupled oscillators. A generalized form is given by

$$\dot{\theta}_i = \omega_i + \frac{K}{N} \sum_j f(\theta_j - \theta_i) \quad (1)$$

where i labels the oscillators, $f(\theta)$ is the phase dependent coupling, and the intrinsic driving frequencies ω_i are distributed according to some distribution $g(\omega)$. In the original Kuramoto model, $f(\theta) = \sin(\theta)$. Here, we consider f to be any smooth odd function. The system can be characterized by the complex order parameter

$$Z(t) = \sum_j e^{i\theta_j(t)} \equiv r(t)e^{i\Psi(t)} \quad (2)$$

where the magnitude r gives a measure of synchrony in the system.

In the limit of an infinite oscillator system, Kuramoto showed that there is a bifurcation or continuous phase transition as the coupling K is increased beyond some critical value, K_c [10]. Below the critical point the steady state solution has $r = 0$ (the “incoherent” state). Beyond the critical point, a new steady state solution with $r > 0$ emerges. Strogatz and Mirollo analyzed the linear stability of the incoherent state of this system using a Fokker-Planck formalism [11]. In the absence of external noise, the system displays marginal modes associated with the driving frequencies of the oscillators. However, numerical simulations of the Kuramoto model for a large but finite number of oscillators show that the oscillators quickly settle into the incoherent state below the critical point. The paradox of why the marginally stable incoherent state seemed to be an attractor in simulations was partially resolved by Strogatz, Mirollo and Matthews [12] who demonstrated (within the context of the $N \rightarrow \infty$ limit) that there was a dephasing effect akin to Landau damping in plasma physics which brought r to zero with a time constant that is inversely proportional to the width of the frequency distribution. Recently, Strogatz and Mirollo have shown that the fully locked state $r = 1$ is stable cite [13] but the partially locked state is again marginally

stable cite [14]. Although dephasing can explain how the order parameter can go to zero, the question of whether the incoherent state is truly stable for a finite number of oscillators remains unknown. Even with dephasing, in the infinite oscillator limit the system still has an infinite memory of the initial state so there may be classes of initial conditions for which the order parameter or the density exhibits oscillations.

The applicability of the results for the infinite size Kuramoto model to a finite-size network of oscillators is largely unknown. The intractability of the finite size case suggests a statistical approach to understanding the dynamics. Accordingly, the infinite oscillator theories should be the limits of some averaging process for a finite system. While the behavior of a finite system is expected to converge to the “infinite” oscillator behavior, for a finite number of oscillators the dynamics of the system will exhibit fluctuations. For example, Daido [15, 16] considered his analytical treatments of the Kuramoto model using time averages and he was able to compute an analytical estimate of the variance. In contrast, we will pursue ensemble averages over oscillator phases and driving frequencies. As the Kuramoto dynamics are deterministic, this is equivalent to an average over initial conditions and frequencies. Furthermore, the averaging process imparts a distinction between the order parameter Z and its magnitude r . Namely, do we consider $\langle Z \rangle$ or $\langle r \rangle = \langle |Z| \rangle$ to be the order parameter? This is important as the two are not equal. In keeping with the density as the proper degree of freedom for the system (as in the infinite oscillator theories mentioned above), we assert that $\langle Z \rangle$ is the natural order parameter, as it is obtained via a linear transformation applied to the density.

Recently, Hildebrand et al. [17] produced a kinetic theory inspired by plasma physics to describe the fluctuations within the system. They produced a Bogoliubov-Born-Green-Kirkwood-Yvon (BBGKY) moment hierarchy and truncation at second order in the hierarchy yielded analytical results for the two point correlation function from which the fluctuations in the order parameter could be computed. At this order, the system still manifested marginal modes. Going beyond second order was impractical within the kinetic theory formalism. Thus, it remained an open question as to whether going to higher order would show that finite size fluctuations could stabilize the marginal modes.

Here, we introduce a statistical field theory approach to calculate the moments of the distribution function governing the Kuramoto model. The formalism is equivalent to the Doi-Peliti path integral method used to derive statistical field theories for Markov processes,

even though our model is fully deterministic [18, 19, 20, 21]. The field theoretic action we derive produces exactly the same BBGKY hierarchy of the kinetic theory approach [17]. The advantages of the field theory approach are that 1) difficult calculations are easily visualized and performed through Feynman graph analysis, 2) the theory is easily extendable and generalizable (e.g. to local coupling), 3) the field theoretic formalism permits the use of the renormalization group (which will be necessary near the critical point), and 4) in the case of the all-to-all homogeneous coupling of the Kuramoto model proper, the formalism results in an expansion in $1/N$ and verifies that mean field theory is exact in the $N \rightarrow \infty$ limit. We will demonstrate that this theory predicts that finite size corrections will stabilize the marginal modes of the infinite oscillator theory. Readers unfamiliar with the tools of field theory are directed to one of the standard texts [22].

In section II, we present the derivation of the theory and elaborate on this theory's relationship to the BBGKY hierarchy. In section III, we describe the computation of correlation functions in this theory and, in particular, describe the tree level linear response. This will connect the present work directly with what was computed using the kinetic theory approach [17]. In section IV, after describing two example perturbations, we calculate the one loop correction to the linear response and demonstrate that the modes which are marginal at mean field level are rendered stable by finite size effects. In addition, we demonstrate how generalized Landau damping arises quite naturally within our formalism. We compare these results to simulations in section V.

II. FIELD THEORY FOR THE KURAMOTO MODEL

The Kuramoto model (1) can be described in terms of a density of oscillators in θ, ω space

$$\eta(\theta, \omega, t) = \frac{1}{N} \sum_{i=1}^N \delta(\theta - \theta_i(t)) \delta(\omega - \omega_i) \quad (3)$$

that obeys the continuity equation

$$\mathcal{C}(\eta) \equiv \frac{\partial \eta}{\partial t} + \omega \frac{\partial \eta}{\partial \theta} + K \frac{\partial}{\partial \theta} \int_{-\infty}^{\infty} \int_0^{2\pi} f(\theta' - \theta) \eta(\theta', \omega', t) \eta(\theta, \omega, t) d\theta' d\omega' = 0 \quad (4)$$

Equation (4) remains an exact description of the dynamics of the Kuramoto model (1) [17]. Although equation (4) has the same form as that used by Strogatz and Mirollo [23], it is fundamentally different because solutions need not be smooth. Rather, the solutions of Eq. (4)

are treated in the sense of distributions as defined by Eq. (3). As we will show, imposing smooth solutions is equivalent to mean field theory (the infinite oscillator limit). Drawing an analogy to the kinetic theory of plasmas, Eq. (4) is equivalent to the Klimontovich equation while the mean field equation used by Strogatz and Mirollo [23] is equivalent to the Vlasov equation [24, 25].

Our goal is to construct a “Doi-Peliti” field theory [18, 19, 20, 21], a standard approach for reaction-diffusion systems, to calculate the response functions and moments of the density η . Since the model is deterministic, the time evolution of $\eta(\theta, \omega, t)$ serves to map the initial distribution forward in time. We can therefore represent the functional probability measure $\mathcal{P}[\eta(\theta, \omega, t)]$ for the density $\eta(\theta, \omega, t)$ as a delta functional which enforces the deterministic evolution from equation (4) along with an expectation taken over the distribution $\mathcal{P}_0[\eta_0]$ of the initial configuration $\eta_0(\theta, \omega) = \eta(\theta, \omega, t_0)$. We emphasize that no external noise is added to our system. Any statistical uncertainty completely derives from the distribution of the initial state. Hence,

$$\mathcal{P}[\eta(\theta, \omega, t)] = \int \mathcal{D}\eta_0 \mathcal{P}_0[\eta_0] \delta[N \{ \mathcal{C}(\eta(\theta, \omega, t)) - \delta(t - t_0) \eta_0(\theta, \omega) \}] \quad (5)$$

The definition of the delta functional contains an arbitrary scaling factor, which we have taken to be N . We will show later that this choice is necessary for the field theory to correctly describe the statistics of η . The probability measure obeys the normalization condition $1 = \int \mathcal{D}\eta \mathcal{P}[\eta]$.

We first write the generalized Fourier decomposition of the delta functional.

$$\mathcal{P}[\eta(\theta, \omega, t)] = \int \mathcal{D}\tilde{\eta} \mathcal{D}\eta_0 \mathcal{P}_0[\eta_0] \exp \left(-N \int d\theta d\omega dt \tilde{\eta} [\mathcal{C}(\eta) - \delta(t - t_0) \eta_0(\theta, \omega)] \right) \quad (6)$$

where $\tilde{\eta}(\theta, \omega, t)$ is usually called the “response field” and the integral is taken along the imaginary axis. It is more convenient to work with the generalized probability including the response field:

$$\tilde{\mathcal{P}}[\eta, \tilde{\eta}] = \int \mathcal{D}\eta_0 \mathcal{P}_0[\eta_0] \exp \left(-N \int d\theta d\omega dt \tilde{\eta} \mathcal{C}(\eta) + N \int d\theta d\omega \tilde{\eta}(\theta, \omega, t_0) \eta_0(\theta, \omega) \right) \quad (7)$$

which obeys the normalization

$$1 = \int \mathcal{D}\eta \mathcal{D}\tilde{\eta} \tilde{\mathcal{P}}[\eta, \tilde{\eta}; \eta_0] \quad (8)$$

We now compute the integral over η_0 in equation (7), which is an ensemble average over initial conditions and frequencies. We assume that the initial conditions and frequencies for

each of the N oscillators are independent and obey the distribution $\rho_0(\theta, \omega)$. $\mathcal{P}[\eta_0]$ represents the functional probability distribution for the initial number density of oscillators. Noting that $\eta_0(\theta, \omega)$ is given by

$$\eta_0(\theta, \omega) = \frac{1}{N} \sum_i \delta(\theta - \theta_i(0)) \delta(\omega - \omega_i) \quad (9)$$

and $\int \mathcal{D}\eta_0 \mathcal{P}_0[\eta_0] = \int \prod_i d\theta_i d\omega_i \rho_0(\theta_i, \omega_i)$, one can show that the distribution from equation (7) is given by

$$\tilde{\mathcal{P}}[\eta, \tilde{\eta}] = \exp \left(-N \int d\theta d\omega dt \tilde{\eta} \mathcal{C}(\eta) + N \ln \left\{ 1 + \int d\theta d\omega [e^{\tilde{\eta}(\theta, \omega, t_0)} - 1] \rho_0(\theta, \omega) \right\} \right) \quad (10)$$

In deriving Eq. (10), we have used the fact that

$$\begin{aligned} \int \mathcal{D}\eta_0 \mathcal{P}_0[\eta_0] \exp \left(N \int d\theta d\omega \tilde{\eta}(\theta, \omega, t_0) \eta_0(\theta, \omega) \right) &= \int \prod_i d\theta_i d\omega_i \rho_0(\theta_i, \omega_i) \exp \left(\sum_i \tilde{\eta}(\theta_i, \omega_i, t_0) \right) \\ &= \left(\int d\theta d\omega \rho_0(\theta, \omega) e^{\tilde{\eta}(\theta, \omega, t_0)} \right)^N \\ &= \exp \left(N \ln \left[1 + \int d\theta d\omega \rho_0(\theta, \omega) (e^{\tilde{\eta}(\theta, \omega, t_0)} - 1) \right] \right) \end{aligned} \quad (11)$$

We see that the fluctuations (i.e. terms non-linear in $\tilde{\eta}$) appear only in the initial condition of (10), which is to be expected since the Kuramoto system is deterministic.

We can transform (10) into a Doi-Peliti field theory by performing the following transformation [21]:

$$\begin{aligned} \varphi(\theta, \omega, t) &= \eta \exp(-\tilde{\eta}) \\ \tilde{\varphi}(\theta, \omega, t) + 1 &= \exp(\tilde{\eta}) \end{aligned} \quad (12)$$

Under the transformation (12), $\tilde{\mathcal{P}}[n, \tilde{n}]$ becomes $\tilde{\mathcal{P}}[\varphi, \tilde{\varphi}]$, which is given by

$$\tilde{\mathcal{P}}[\varphi, \tilde{\varphi}] = \exp(-N S[\varphi, \tilde{\varphi}]) \quad (13)$$

where the *action* $S[\varphi, \tilde{\varphi}]$ is

$$\begin{aligned} S[\varphi, \tilde{\varphi}] &= \int d\omega d\theta dt \left[\tilde{\varphi} \left(\frac{\partial}{\partial t} + \omega \frac{\partial}{\partial \theta} \right) \varphi + K \int d\omega' d\theta' (\tilde{\varphi}' \tilde{\varphi} + \tilde{\varphi}) \frac{\partial}{\partial \theta} \{ f(\theta' - \theta) \varphi' \varphi \} \right] \\ &\quad - \ln \left[1 + \int d\theta d\omega \tilde{\varphi}(\theta, \omega, t_0) \rho_0(\theta, \omega) \right] \end{aligned} \quad (14)$$

We are interested in fluctuations around a smooth solution $\rho(\theta, \omega, t)$ of the continuity equation (4) with initial condition $\rho(\theta, \omega, t_0) = \rho_0(\theta, \omega)$. We transform the field variables via $\psi = \varphi - \rho$ and $\tilde{\psi} = \tilde{\varphi}$ in (14) and obtain the following action:

$$\begin{aligned}
S[\psi, \tilde{\psi}] = & \int d\omega d\theta dt \tilde{\psi} \left[\left(\frac{\partial}{\partial t} + \omega \frac{\partial}{\partial \theta} \right) \psi + K \int d\omega' d\theta' \frac{\partial}{\partial \theta} \{ f(\theta' - \theta) (\psi' \rho + \rho' \psi + \psi' \psi) \} \right. \\
& + K \int d\omega' d\theta' \tilde{\psi}' \frac{\partial}{\partial \theta} \{ f(\theta' - \theta) (\psi' + \rho') (\psi + \rho) \} \left. \right] \\
& - \sum_{k=2}^{\infty} \frac{(-1)^{k+1}}{k} \left[\int d\theta d\omega \tilde{\psi}(\theta, \omega, t_0) \rho_0(\theta, \omega) \right]^k
\end{aligned} \tag{15}$$

For fluctuations about the incoherent state: $\rho(\theta, \omega, t) = \rho_0(\theta, \omega) = g(\omega)/2\pi$, where $g(\omega)$ is a fixed frequency distribution. The incoherent state is an exact solution of the continuity equation (4). Due to the homogeneity in θ and the derivative couplings, there are no corrections to it at any order in $1/N$. The action (15) with $\rho = g(\omega)/2\pi$ therefore describes fluctuations about the true mean distribution of the theory, i.e. $\langle \eta(\theta, \omega, t) \rangle = g(\omega)/2\pi$. We can evaluate the moments of the probability distribution (13) with (15) using the method of steepest descents, which treats $1/N$ as an expansion parameter. This is a standard method in field theory which produces the loop expansion [22]. In deriving the loop expansion, the action is expanded around a saddle point, resulting in an asymptotic series whose terms consists of moment path integrals of a Gaussian functional defined by the terms in the action (15) which are bilinear in ψ and $\tilde{\psi}$. Hence, the loop expansion terms consist of various combinations of the inverse of the operator defined by the bilinear term in the action, called the bare propagator, with the higher order terms in the action, called the vertices.

The terms in the loop expansion are conveniently represented by diagrams. The bare propagator is represented diagrammatically by a line, and should be compared to the variance of a gaussian distribution. Each term in the action (other than the bilinear term) with n powers of ψ and m powers of $\tilde{\psi}$ is represented by a vertex with n incoming lines and m outgoing lines. The initial state vertices produce only outgoing lines and, like the non-initial state or “bulk” vertices, are integrated over θ, ω , and t for each point at which the operators are defined. The bulk vertices are represented by a solid black dot and initial state vertices by an open circle. The bare propagator and vertices are shown in Figure 1. Unlike conventional Feynman diagrams used in field theory, the vertices in Figure 1 represent nonlocal operators defined at multiple points. In particular, the initial state terms involve operators at a different point for each outgoing line. Although unconventional, this is the natural way

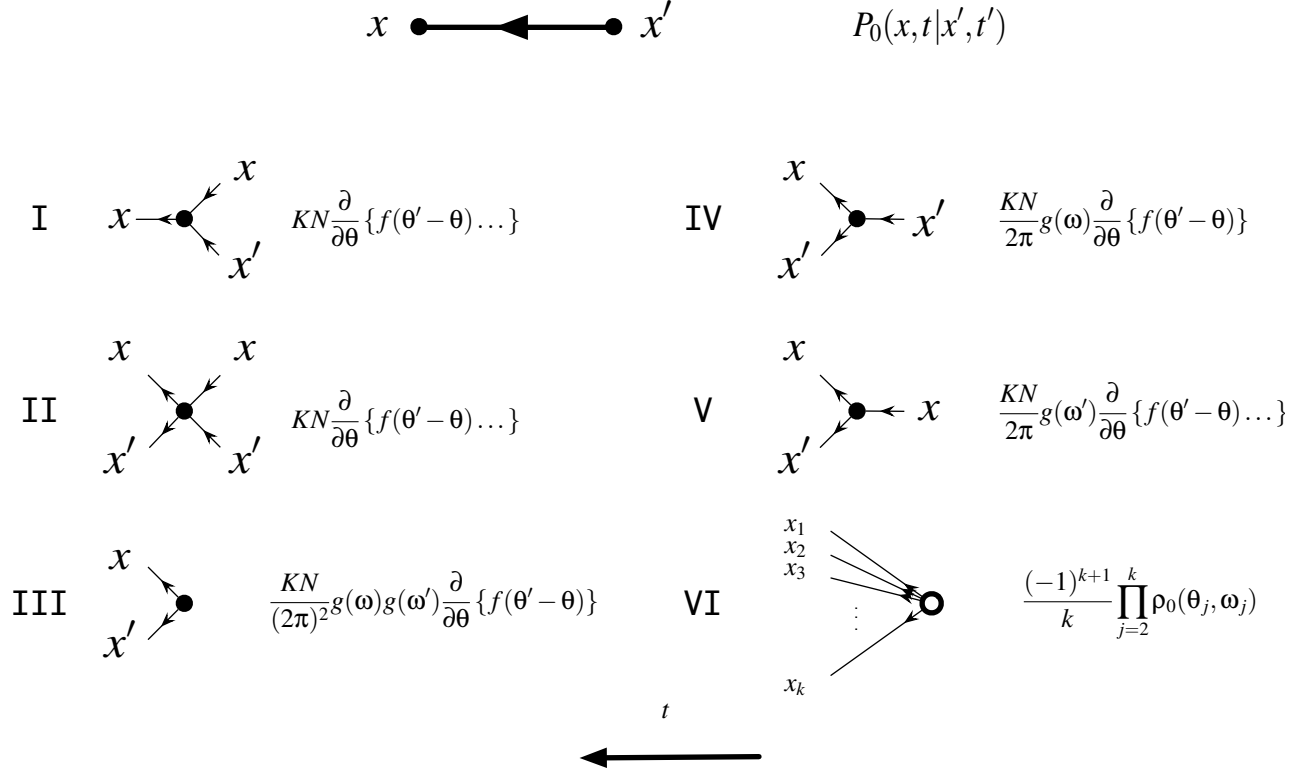


FIG. 1: Diagrammatic (Feynman) rules for the fluctuations about the mean. Time moves from right to left, as indicated by the arrow. The bare propagator $P_0(x, t|x', t')$ (see Eq. (29)) connects points at x' to x , where $x \equiv \{\theta, \omega\}$. Each branch of a vertex is labeled by x and x' and is connected to a factor of the propagator at x or x' . Each vertex represents an operator given to the right of that vertex. The “...” on which the derivatives act only include the incoming propagators, but not the outgoing ones. There are integrations over $\theta, \theta', \omega, \omega'$ and t at each vertex.

of characterizing the $1/N$ expansion.

Adopting the shorthand notation of $x \equiv \{\theta, \omega\}$, each arm of a vertex must be connected to a line (propagator) at either x or x' and lines connect outgoing arms in one vertex to incoming arms in another. The moment with n powers of ψ and m powers of $\tilde{\psi}$ is calculated by summing diagrams with n outgoing lines and m incoming lines. Each line in a diagram contributes a factor of $1/N$ and each vertex contributes a factor of N . Hence each loop in a diagram carries a factor of $1/N$. The terms in the expansion without loops are called “tree level”. The bare propagator is the tree level expansion of $\langle \psi(\theta, \omega, t) \tilde{\psi}(\theta', \omega', t') \rangle$. The tree level expansion of each moment beyond first carries an additional factor of $1/N$, i.e. the propagator and two-point correlators are each $O(1/N)$.

Mean field theory is defined as the $N \rightarrow \infty$ limit of this field theory. In the infinite size limit, all moments higher than the first are zero (provided the terms in the series are not at a singular point, i.e. the onset of synchrony). Hence, the only surviving terms in the action (15) are those which contribute to the mean of the field at tree level. These terms sum to give solutions to the continuity equation (4). If the initial conditions are smooth, then mean field theory is given by the relevant smooth solution of (4). In most of the previous work (e.g. [12, 23]), smooth solutions to (4) were taken as the starting point and hence automatically assumed mean field theory.

We can now validate our choice of N as the correct scaling factor in the delta functional of (5) by considering the equal time two-point correlator. Using the definition of η from (3) we get

$$\langle \eta(x, t) \eta(x', t) \rangle = C(x, x', t) + \rho(x, t) \rho(x', t) - \frac{1}{N} \rho(x, t) \rho(x', t) + \frac{1}{N} \delta(x - x') \rho(x', t) \quad (16)$$

where $\rho(x, t) = \langle \eta(x, t) \rangle = \langle \varphi(x, t) \rangle$. Using the fields φ and $\tilde{\varphi}$ (defined in (12)) and taking η at different times gives

$$\langle \eta(x, t) \eta(x', t') \rangle = \langle [\tilde{\varphi}(x, t) \varphi(x, t) + \varphi(x, t)] [\tilde{\varphi}(x', t') \varphi(x', t') + \varphi(x', t')] \rangle \quad (17)$$

for $t > t'$. The response field has the property that expectation values containing $\tilde{\varphi}(x, t)$ are zero unless another field insertion of $\varphi(x, t)$ is also present but at a later time (this is because the propagator is causal; it is zero for $t - t' \leq 0$). Therefore

$$\langle \eta(x, t) \eta(x', t') \rangle = \langle \varphi(x, t) \varphi(x', t') \rangle + \langle \varphi(x, t) \tilde{\varphi}(x', t') \rangle \langle \varphi(x', t') \rangle \quad (18)$$

As we will show later when we discuss the propagator in more detail, we have

$$\lim_{t \rightarrow t'} \langle \varphi(x, t) \tilde{\varphi}(x', t') \rangle = \frac{1}{N} \delta(x - x') \quad (19)$$

Comparing (18) in the limit $t \rightarrow t'$ with (16) allows the immediate identification of

$$\langle \varphi(x, t) \varphi(x', t) \rangle = C(x, x', t) + \rho(x, t) \rho(x', t) - \frac{1}{N} \rho(x, t) \rho(x', t) \quad (20)$$

$C(x, x', t)$ is the two oscillator “connected” correlation or moment function. This is consistent with (15) which gives

$$\langle \varphi(x, t_0) \varphi(x', t_0) \rangle = \rho(x, t_0) \rho(x', t_0) - \frac{1}{N} \rho(x, t_0) \rho(x', t_0) \quad (21)$$

as the initial condition. Thus, comparing the second moment of η using the Doi-Peliti fields (17) with the expression from the direct computation given by (16) shows that the factor of N in the delta functional of (5) was necessary to obtain the correct scaling for the moments.

The Doi-Peliti action (15) can also be derived by considering an effective Markov process on a circular lattice representing the angle θ where the probability of an oscillator moving to a new point on the lattice is determined by its native driving frequency ω and the relative phases of the other oscillators (see Appendix C). The continuum limit of this process yields a theory described by the action (15). The Markov picture provides an intuitive description and underscores the fundamental idea that we have produced a *statistical* theory obeyed by a *deterministic* process.

Although our formalism is statistical, we emphasize that no approximations have been introduced. The statistical uncertainty is inherited from averaging over the initial conditions and driving frequencies. This formalism could be applied to a wide variety of deterministic dynamical systems that can be represented by a distributional continuity equation like Eq. (4). In general, a solution for the moment generating functional for our action (15) is as difficult to obtain as solving the original system. The advantage of formulating the system as a field theory is that a controlled perturbation expansion with the inverse system size as the small parameter is possible.

A. Relation to Kinetic Theory and Moment Hierarchies

The theory defined by the action (15) is equivalently expressed as a Born-Bogoliubov-Green-Kirkwood-Yvon (BBGKY) moment hierarchy starting with the continuity equation (4). To construct the moment hierarchy, one takes expectation values of the continuity equation with products of the density, $\eta(\theta, \omega, t)$. This results in coupled equations of motion for the various moments of $\eta(\theta, \omega, t)$, where each equation depends upon one higher moment in the hierarchy. The Dyson-Schwinger equations derivable from (15) with $\langle \tilde{\varphi} \rangle = 0$ are exactly the BBGKY hierarchy derived in Ref. [17]. Thus the kinetic theory and field theory approaches are entirely equivalent.

The moments of η can be computed in the BBGKY hierarchy by truncating at some level. In Ref. [17], this was done at Gaussian order by assuming that the connected three-point function was zero. The first two equations of the hierarchy then form a closed system which

can be solved. The first two equations of the BBGKY hierarchy [17] are

$$\begin{aligned} \frac{\partial \rho}{\partial t} + \omega \frac{\partial \rho}{\partial \theta} + K \frac{\partial}{\partial \theta} \int_{-\infty}^{\infty} \int_0^{2\pi} f(\theta' - \theta) \rho(x, t) \rho(x', t) d\theta' d\omega' \\ = -K \frac{\partial}{\partial \theta} \int_{-\infty}^{\infty} \int_0^{2\pi} f(\theta' - \theta) C(x, x', t) d\theta' d\omega' \end{aligned} \quad (22)$$

where $\rho(x, t) = \langle \eta(x, t) \rangle$, and the connected (equal-time) correlation function

$$C(x, x', t) = \langle \eta(x, t) \eta(x', t) \rangle - \rho(x, t) \rho(x', t) + \frac{1}{N} \rho(x, t) \rho(x', t) - \frac{1}{N} \delta(x - x') \rho(x', t) \quad (23)$$

obeys

$$\begin{aligned} \left\{ \frac{\partial}{\partial t} + \omega_1 \frac{\partial}{\partial \theta_1} + \omega_2 \frac{\partial}{\partial \theta_2} + K \int_{-\infty}^{\infty} \int_0^{2\pi} \left[\frac{\partial}{\partial \theta_1} f(\theta_3 - \theta_1) + \frac{\partial}{\partial \theta_2} f(\theta_3 - \theta_2) \right] \rho(x_3, t) d\theta_3 d\omega_3 \right\} C(x_1, x_2, t) \\ + K \int_{-\infty}^{\infty} \int_0^{2\pi} \frac{\partial}{\partial \theta_1} f(\theta_3 - \theta_1) \rho(x_1, t) C(x_2, x_3, t) d\theta_3 d\omega_3 \\ + K \int_{-\infty}^{\infty} \int_0^{2\pi} \frac{\partial}{\partial \theta_2} f(\theta_3 - \theta_2) \rho(x_2, t) C(x_3, x_1, t) d\theta_3 d\omega_3 \} \\ = -\frac{K}{N} \left[\frac{\partial}{\partial \theta_1} f(\theta_2 - \theta_1) + \frac{\partial}{\partial \theta_2} f(\theta_1 - \theta_2) \right] \rho(x_1, t) \rho(x_2, t). \end{aligned} \quad (24)$$

In the field theoretic approach, instead of truncating the BBGKY hierarchy, one instead truncates the loop expansion. Truncating the moment hierarchy at the m th order is equivalent to truncating the loop expansion for the l th moment at the $(m - l)$ th order. Thus the solution to the moment equations (22) and (24) is the one loop expression for the first moment and the tree level expression for the second moment. The advantage of using the action (15) is that the terms in the perturbation expansion are given automatically by the relevant diagrams at any level of the hierarchy. Ref. [17] suggested that a higher order in the hierarchy would be necessary to check whether the mean field marginal modes are stable for finite N . We demonstrate below that the field theory facilitates the calculation of the linearization of equation (22) to higher order in $1/N$ and show that marginal modes are stabilized by finite size fluctuations.

One can compare this approach to the maximum entropy approach of Rangan and Cai [26] for developing consistent moment closures for such hierarchies. In the moment hierarchy approach of Ref. [17], moment closure is obtained via the somewhat ad hoc approach of setting the n th cumulant to zero. In contrast, Rangan and Cai maximize the entropy of the distribution subject to certain normalization constraints. The moment closure is facilitated by constraining higher moments from the hierarchy. However, one still must

solve the resulting equations. In the loop expansion, moment closure is obtained implicitly via truncating the loop expansion. The loop expansion approach offers the advantage of providing a natural means for determining when the approximation, thus the implicit closure, breaks down and avoids dealing with the moment hierarchy explicitly. In fact, Rangan and Cai’s procedure has a natural interpretation in field theory, namely the minimization of a generalized effective action in terms of various moments. The simplest and most common is the effective action in terms of the mean field, which is the generating functional of one particle irreducible (1PI) graphs [22]. The next level of approximation is a generalized effective action (the “effective action for composite operators” [27]) in terms of the mean and the two-point function (or functions), which is the generating functional of two particle irreducible (2PI) graphs. One can continue in this way. The equations of motion of these effective actions will produce a closure of the moment hierarchy implicit in the action for the theory. At tree level these equations will be equivalent to those produced by Rangan and Cai’s maximum entropy approach. The loop expansion allows for systematic corrections to these equations without explicitly invoking higher equations in the hierarchy.

III. TREE LEVEL LINEAR RESPONSE, CORRELATIONS AND FLUCTUATIONS

As a first example, we reproduce the calculation of the variation of the order parameter Z , which was calculated previously using the BBGKY moment hierarchy [17]. To do so requires the calculation of the tree level linear response or bare propagator and the tree level connected two-oscillator correlation function.

A. The Propagator

The propagator $P(\theta, \omega, t | \theta', \omega', t')$ is given by the expectation value

$$P(\theta, \omega, t | \theta', \omega', t') = \langle \varphi(\theta, \omega, t) \tilde{\varphi}(\theta', \omega', t') \rangle \quad (25)$$

It is the linear response of (4). This can be shown by considering a small perturbation $\delta\rho_0$ to the initial state ρ in the action (15). Expanding to first order then yields:

$$\delta\rho(\theta, \omega, t) = N \int d\theta' d\omega' \langle \varphi(\theta, \omega, t) \tilde{\varphi}(\theta', \omega', t') \rangle \delta\rho_0(\theta', \omega') \quad (26)$$

The tree level linear response or bare propagator $P_0(\theta, \omega, t | \theta', \omega', t') \equiv P_0(x, t; x', t')$ is the functional inverse of the operator defined by the bilinear part of the action (15). Define Γ_0 by writing the bilinear part of the action (15) as

$$\mathcal{S}_{\text{bilinear}}[\tilde{\psi}, \psi] = \int d\theta d\omega dt d\theta' d\omega' dt' \tilde{\psi}(x', t') \Gamma_0(x, t; x', t') \psi(x, t) \quad (27)$$

The bare propagator is given by [22]

$$\Gamma_0 \cdot P_0 \equiv \int d\theta'' d\omega'' dt'' \Gamma_0(x, t; x'', t'') P_0(x'', t''; x', t') = \frac{1}{N} \delta(x - x') \delta(t - t') \quad (28)$$

Using the action (15) with Eq. (28) gives

$$\begin{aligned} \Gamma_0 \cdot P_0 &\equiv \left[\frac{\partial}{\partial t} + \omega \frac{\partial}{\partial \theta} + K \frac{\partial}{\partial \theta} \int_{-\infty}^{\infty} \int_0^{2\pi} f(\theta_1 - \theta) \rho(x_1, t) d\theta_1 d\omega_1 \right] P_0(x, x', t - t') \\ &\quad + K \frac{\partial}{\partial \theta} \int_{-\infty}^{\infty} \int_0^{2\pi} f(\theta_1 - \theta) \rho(x, t) P_0(x_1, x', t - t') d\theta_1 d\omega_1 \\ &= \frac{1}{N} \delta(\theta - \theta') \delta(\omega - \omega') \delta(t - t') \end{aligned} \quad (29)$$

Due to the rotational invariance in θ of $f(\theta)$, $P(x, t; x', t') \equiv P(\theta - \theta', \omega, \omega', t - t')$.

In the incoherent state, $\rho(\theta, \omega, t) = g(\omega)/2\pi$. Thus, for $f(\theta)$ odd, Eq. (29) becomes

$$\begin{aligned} \left[\frac{\partial}{\partial t} + \omega \frac{\partial}{\partial \theta} \right] P_0(x, x', t - t') + K \frac{g(\omega)}{2\pi} \frac{\partial}{\partial \theta} \int_{-\infty}^{\infty} \int_0^{2\pi} f(\theta_1 - \theta) P_0(x_1, x', t - t') d\theta_1 d\omega_1 \\ = \frac{1}{N} \delta(\theta - \theta') \delta(\omega - \omega') \delta(t - t') \end{aligned} \quad (30)$$

We can invert this equation using Fourier and Laplace transforms.

Taking the Fourier transform of Eq. (30) (with respect to θ and θ') yields

$$\begin{aligned} \left[\frac{\partial}{\partial t} + in\omega \right] P_0(n, \omega; m, \omega', t - t') + inK g(\omega) f(-n) \int_{-\infty}^{\infty} P_0(n, \omega_1; m, \omega', t - t') d\omega_1 \\ = \frac{1}{2\pi N} \delta(t - t') \delta(\omega - \omega') \delta_{n+m} \end{aligned} \quad (31)$$

where we use the following convention for the Fourier transform

$$\begin{aligned} f(n) &= \frac{1}{2\pi} \int_0^{2\pi} f(\theta) e^{-in\theta} d\theta \\ f(\theta) &= \sum_n f(n) e^{in\theta} \end{aligned} \quad (32)$$

Hereon, we will suppress the index m since the propagator must be diagonal (i.e. $P_0(n, m) \propto \delta_{m+n}$).

We Laplace transform in $\tau = t - t'$ to get

$$[s + in\omega] \tilde{P}_0(n, \omega, \omega', s) + inKg(\omega)f(-n) \int_{-\infty}^{\infty} \tilde{P}_0(n, \omega_1, \omega', s) d\omega_1 = \frac{1}{2\pi N} \delta(\omega - \omega') \quad (33)$$

using the convention

$$\begin{aligned} \tilde{f}(s) &= \int_0^{\infty} f(t) e^{-s\tau} d\tau \\ f(\tau) &= \frac{1}{2\pi i} \int_{\mathcal{L}} \tilde{f}(s) e^{s\tau} ds \end{aligned} \quad (34)$$

where the contour \mathcal{L} is to the right of all poles in $\tilde{f}(s)$.

We can solve for $\tilde{P}_0(n, \omega, \omega', s)$ using a self-consistency condition. Integrate (33) over ω after dividing by $s + in\omega$ to get

$$\int d\omega \tilde{P}_0(n, \omega, \omega', s) + \int d\omega \frac{inKg(\omega)f(-n)}{s + in\omega} \int d\omega_1 \tilde{P}_0(n, \omega_1, \omega', s) = \frac{1}{2\pi N} \frac{1}{s + in\omega'} \quad (35)$$

which we can solve to obtain

$$\int d\omega \tilde{P}_0(n, \omega, \omega', s) = \frac{1}{2\pi N} \frac{1}{s + in\omega'} \frac{1}{\Lambda_n(s)} \quad (36)$$

where

$$\Lambda_n(s) = 1 + inKf(-n) \int d\omega \frac{g(\omega)}{s + in\omega} \quad (37)$$

$\Lambda_n(s)$ is defined for $\text{Re}(s) \leq 0$ via analytic continuation. In the kinetic theory context of an oscillator density obeying the continuity equation (4), $\Lambda_n(s)$ is analogous to a plasma dielectric function [17]. If we assume that $g(\omega)$ is even and $f(\theta)$ is odd, then there is a single real number s_n such that $\Lambda_n(s_n) = 0$. (Mirollo and Strogatz proved that there is at most one single, real root of (37) and that it must satisfy $\text{Re}(s) \geq 0$ [11, 28]. In our case, $\Lambda_n(s)$ is defined for $\text{Re}(s) < 0$ not by (37), but rather via analytic continuation.) Using (37) in (33) and solving for $\tilde{P}_0(n, \omega, \omega', s)$ gives

$$\tilde{P}_0(n, \omega, \omega', s) = \frac{1}{2\pi N} \frac{\delta(\omega - \omega')}{s + in\omega} - \frac{1}{2\pi N} \frac{inKg(\omega)f(-n)}{(s + in\omega)(s + in\omega')} \frac{1}{\Lambda_n(s)} \quad (38)$$

Here we identify the spectrum with the zeroes of Γ_0 or, equivalently, the poles of the propagator, as these will determine the time evolution of perturbations. Analogous to the analysis of Strogatz and Mirollo [23] we define the operator \mathcal{O} by

$$\mathcal{O}[b_n(\omega, t)] \equiv in\omega b_n(\omega, t) + inKf_{-n} \int_{-\infty}^{\infty} b_n(\omega_1, t) g(\omega_1) d\omega_1 \quad (39)$$

(cf. equation (60) below). The continuous spectrum of \mathcal{O} consists of the frequencies $i\omega$ whereas the discrete spectrum (according to Ref. [23]) only exists for $K > K_c$. Consistent with that approach (i.e. linear operator theory), we identify the poles in P due to $s + i\omega$ as the continuous spectrum and those due to the zeroes of $\Lambda_n(s)$ as the discrete spectrum. If $\Lambda_n(s)$ is not analytically continued for $\text{Re}(s) < 0$, it will not have zeroes for that domain, as in Ref. [23]. However, zeros can exist for $\text{Re}(s) < 0$ when $\Lambda_n(s)$ is analytically continued and this is why analytic continuation is of such crucial importance to the conclusions of Ref. [12].

B. Correlation Function

The connected correlation function (cumulant function) is given by

$$C(x_1, t_1; x_2, t_2) = \langle \psi(x_1, t_1) \psi(x_2, t_2) \rangle \quad (40)$$

This is equivalent to (23), which was computed in Ref. [17] when $t_1 = t_2$. If the initial conditions are uncorrelated (i.e. $C(x_1, 0; x_2, 0) = 0$) then at tree level $C(x_1, t_1; x_2, t_2)$ is given by the diagram shown in Figure 2 a). It is comprised of vertex III (see Figure 1) combined with a bare propagator on each arm. For general (i.e. not odd) $f(\theta)$, the diagram in Figure 2 a) actually corresponds to two different terms because the arms of vertex III can be interchanged, giving two terms in equation (41) below. Unlike, conventional field theory, these interchanges are not symmetric. These two terms are equal when $f(\theta)$ is odd. More generally other vertices do not exhibit the symmetries typical of Feynman diagrams even for odd $f(\theta)$. Applying the Feynman rules then gives at tree level

$$\begin{aligned} C(x_1, t_1; x_2, t_2) = & -\frac{K}{N} \frac{1}{(2\pi)^2} \int_{-\infty}^{\infty} d\omega'_1 d\omega'_2 \int_0^{2\pi} d\theta'_1 d\theta'_2 \int_{t_0}^t dt' P_0(x_1, x'_1, t_1 - t') P_0(x_2, x'_2, t_2 - t') \\ & \times \left[\frac{\partial}{\partial \theta'_1} f(\theta'_2 - \theta'_1) + \frac{\partial}{\partial \theta'_2} f(\theta'_1 - \theta'_2) \right] g(\omega'_1) g(\omega'_2) \end{aligned} \quad (41)$$

This is essentially identical to the ansatz used in Ref. [17] for the solution of the second moment equation in the BBGKY hierarchy (24). For $f(\theta) = \sin \theta$ and $t_1 > t_2$, Fourier transforming Eq. (41) and inserting the bare propagator from Eq. (38) gives

$$C_1(\omega_1, t_1, \omega_2, t_2) = \frac{K}{N} \frac{1}{4\pi^2} g(\omega_1) g(\omega_2) \left[\frac{(i\omega_1 + \frac{K_c}{2})(-i\omega_2 + \frac{K_c}{2})}{(i\omega_1 + \frac{K_c}{2} - \frac{K}{2})(-i\omega_2 + \frac{K_c}{2} - \frac{K}{2})} \right]$$

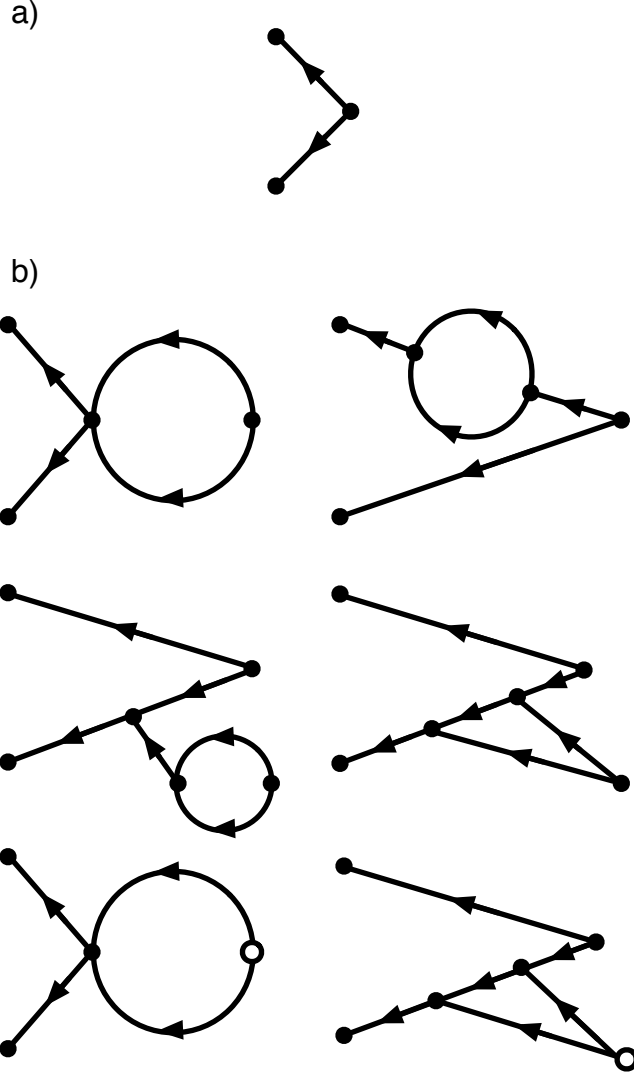


FIG. 2: Diagrams for the connected two-point function at tree level a) and to one loop b).

$$\begin{aligned}
& \times \left(\frac{e^{i(\omega_1 - \omega_2)t_2}}{i(\omega_1 - \omega_2)} - \frac{1}{i(\omega_1 - \omega_2)} \right) e^{i\omega_1(t_1 - t_2)} \\
& + \frac{K}{2} \frac{(i\omega_2 - \frac{K_c}{2})}{(\frac{K}{2} - \frac{K_c}{2} - i\omega_1)((\frac{K_c}{2} - \frac{K}{2})^2 + (\omega_2)^2)} \left(e^{-(\frac{K_c}{2} - \frac{K}{2} + i\omega_2)t_2} - 1 \right) e^{-(\frac{K_c}{2} - \frac{K}{2})(t_1 - t_2)} \\
& + \frac{K}{2} \frac{(-i\omega_1 - \frac{K_c}{2})}{(\frac{K}{2} - \frac{K_c}{2} + i\omega_2)((\frac{K_c}{2} - \frac{K}{2})^2 + (\omega_1)^2)} \left(e^{-(\frac{K_c}{2} - \frac{K}{2} - i\omega_1)t_2} - 1 \right) e^{-i\omega_1(t_1 - t_2)} \\
& + \frac{K^2}{4(K - 2\frac{K_c}{2})} \frac{1}{(\frac{K}{2} - \frac{K_c}{2} - i\omega_1)(\frac{K}{2} - \frac{K_c}{2} + i\omega_2)} \left(e^{-(K_c - K)t_2} - 1 \right) \Big] e^{-(K_c - K)(t_1 - t_2)}
\end{aligned} \tag{42}$$

The equal time correlator is given by ($t_1 = t_2 = \tau$):

$$\begin{aligned}
C_1(\omega_1, \omega_2, \tau) = & \frac{K}{N} \frac{1}{4\pi^2} g(\omega_1) g(\omega_2) \left[\frac{(i\omega_1 + \frac{K_c}{2})(-i\omega_2 + \frac{K_c}{2})}{(i\omega_1 + \frac{K_c}{2} - \frac{K}{2})(-i\omega_2 + \frac{K_c}{2} - \frac{K}{2})} \left(\frac{e^{i(\omega_1 - \omega_2)\tau}}{i(\omega_1 - \omega_2)} - \frac{1}{i(\omega_1 - \omega_2)} \right) \right. \\
& + \frac{K}{2} \frac{(i\omega_2 - \frac{K_c}{2})}{(\frac{K}{2} - \frac{K_c}{2} - i\omega_1)((\frac{K_c}{2} - \frac{K}{2})^2 + (\omega_2)^2)} \left(e^{-(\frac{K_c}{2} - \frac{K}{2} + i\omega_2)\tau} - 1 \right) \\
& + \frac{K}{2} \frac{(-i\omega_1 - \frac{K_c}{2})}{(\frac{K}{2} - \frac{K_c}{2} + i\omega_2)((\frac{K_c}{2} - \frac{K}{2})^2 + (\omega_1)^2)} \left(e^{-(\frac{K_c}{2} - \frac{K}{2} - i\omega_1)\tau} - 1 \right) \\
& \left. + \frac{K^2}{4(K - 2\frac{K_c}{2})} \frac{1}{(\frac{K}{2} - \frac{K_c}{2} - i\omega_1)(\frac{K}{2} - \frac{K_c}{2} + i\omega_2)} \left(e^{-(K_c - K)\tau} - 1 \right) \right] \quad (43)
\end{aligned}$$

$C_{-1} = C_1^*$ and the other modes vanish. Note that the initial condition $C_1(\omega, \omega', 0) = 0$ is satisfied and that the time constants and frequencies which appear are every possible way of pairing those from the tree level propagator.

For illustrative purposes, Figure 2 b) shows the one loop diagrams which contribute to C ; these diagrams are $O(1/N^2)$. We should note here the special role played by the diagrams with initial state terms, in particular the vertex proportional to $\tilde{\psi}(\theta, \omega, t_0)^2$. This diagram evaluates to exactly the same result as (42), with an additional factor of $-1/N$. It serves to provide the proper normalization for the two point function, which should go as $(N - 1)/N$ since the self-interaction (diagonal) terms are not included. The other diagrams diverge faster as one approaches criticality ($K = K_c$). They are of negligible importance at small coupling but become increasingly important near the onset of synchrony.

C. Order Parameter Fluctuations

We now compute the fluctuations in the order parameter Z given in Eq. (2). The variance of Z (second moment $\langle Z \bar{Z} \rangle$) is given by

$$\langle Z \bar{Z} \rangle = \langle r^2(t) \rangle = \int d\omega d\omega' d\theta d\theta' \langle n(\omega, \theta, t) n(\omega', \theta', t) \rangle e^{i(\theta - \theta')} \quad (44)$$

Using equation (16) in equation (44) gives

$$\langle r^2(t) \rangle = \int d\omega d\omega' d\theta d\theta' C(x, x', t) e^{i(\theta - \theta')} + \frac{1}{N} \quad (45)$$

since in the incoherent state $\rho(x, t) = g(\omega)/2\pi$ is independent of θ , so that $\langle Z \rangle = 0$. Hence

$$\langle r^2(\tau) \rangle = 4\pi^2 \int d\omega d\omega' C_{-1}(\omega, \omega', \tau) + \frac{1}{N} \quad (46)$$

which evaluates to [17]

$$\langle r^2(\tau) \rangle = \frac{2}{iKN\pi} \int_{\mathcal{C}} ds \frac{\Lambda_1(s - s_0) - 1}{\Lambda_1(s - s_0)} \text{Res} \left[\frac{-1}{\Lambda_1(s)} \right]_{s=s_0} \frac{1}{s} e^{s\tau} + \frac{1}{N} \quad (47)$$

The time evolution of $\langle r^2 \rangle$ is then determined by the poles of $\Lambda_1(s)$. As an example, consider $f(\theta) = \sin \theta$ and $g(\omega)$ a Lorentz distribution (see Appendix B); we have the result

$$\langle r^2(\tau) \rangle = \frac{1}{N} \frac{K_c}{K_c - K} - \frac{1}{N} \frac{K}{K_c - K} e^{-(K_c - K)\tau} \quad (48)$$

where $K_c = 2\gamma$. Note that this diverges as $\tau \rightarrow \infty$ for $K = K_c$. In the mean field limit $N \rightarrow \infty$, $\langle r^2 \rangle = 0$ as expected. As was shown in Ref [17], the tree level calculation adequately captures the fluctuations except near the onset of synchrony ($K = K_c$). An advantage of the field theoretic formalism is that it allows us to approach even higher moments without needing to worry about the moment hierarchy. In particular, for $f(\theta) = \sin \theta$ it is straightforward to show that higher cumulants, such as $\langle (Z\bar{Z})^2 \rangle - \langle Z\bar{Z} \rangle^2$, must be zero at tree level because of rotational invariance (more precisely, any cumulant of Z higher than quadratic). The cumulants are given by graphs which are connected. Vertex III produces two lines with wave numbers $n = \pm 1$. Additionally, the IV and V vertices impose a shift in wave number, whereas Z and \bar{Z} project onto ± 1 . In order to calculate these higher fluctuations it is necessary to go to the one loop level. Note that this does *not* imply that the higher cumulants of η are zero. Figure 2 b) gives the diagrams for the correlation function at one loop. The one loop calculation would also give a better estimate for $\langle r^2 \rangle$, especially nearer to criticality. The non-interacting distribution is Gaussian, with non-Gaussian behavior growing as one approaches criticality.

IV. LINEAR STABILITY AND MARGINAL MODES

We analyze linear stability by convolving the linear response or propagator with an initial perturbation. Although we are free in our formalism to consider arbitrary perturbations, we will consider two specific kinds for illustrative purposes. In the first case we perturb only the angular distribution. In the second case we consider a perturbation which fixes one oscillator to be at a given angle θ and frequency ω at a given time t . We first calculate the results at tree level which reproduces the mean field theory results of Ref. [23]. In particular, we arrive at the same spectrum and Landau damping results of Refs. [23] and [12]. We then

define and calculate the operator Γ (an extension of Γ_0) to one loop order which ultimately allows us to calculate the corrections to the spectrum to order $1/N$.

A. Mean field theory

The bare propagator which is the full linear response for mean field theory is given by Eq. (38). The zeroes of the operator Γ with respect to s specify the spectrum of the linear response. There is a set of marginal modes (continuous spectrum) along the imaginary axis spanning an interval given by the support of $g(\omega)$. There is also a set of discrete modes given by the zeros of the dielectric function $\Lambda_n(s)$ as was found in Ref. [23], aside from the issue of the analytic continuation of $\Lambda_n(s)$.

However, even though there are marginally stable modes, the order parameter Z can still decay to zero due to a generalized Landau damping effect as was shown in Ref. [12]. Consider a generalization of the order parameter

$$Z_n(t) = \frac{1}{N} \sum_j e^{in\theta_j}, \quad (49)$$

which represents Fourier modes of the density integrated over all frequencies:

$$Z_n(t) = \int d\theta d\omega \eta(\theta, \omega, t) e^{in\theta} \quad (50)$$

and hence

$$\langle Z_n(t) \rangle = \int d\theta d\omega \rho(\theta, \omega, t) e^{in\theta} = 2\pi \int d\omega \rho(-n, \omega, t). \quad (51)$$

In the incoherent state, $\rho(\theta, \omega, t)$ is independent of θ so $\langle Z_n \rangle$ is zero for $n > 0$. The density response $\delta\rho(\theta, \omega, t)$ to an initial perturbation $\delta\rho(\theta, \omega, 0)$ is given by

$$\delta\rho(\theta, \omega, t) = N \int_{-\infty}^{\infty} \int_0^{2\pi} P_0(x, x', t) \delta\rho(\theta', \omega', 0) d\theta' d\omega' \quad (52)$$

Recall from the definition of the action (15), the propagator operates on an initial condition defined by $N\rho_0$. The perturbed order parameter thus obeys

$$\delta\langle Z_n(t) \rangle = \int d\theta d\omega \delta\rho(\theta, \omega, t) e^{in\theta}. \quad (53)$$

We will show that for any initial condition involving a smooth distribution in frequency and angle, $\delta\langle Z_n(t) \rangle$ will decay to zero. However, for non-smooth initial perturbations, $\delta\langle Z_n(t) \rangle$ will not decay to zero but will oscillate.

We first consider an initial perturbation of the form

$$\delta\rho(\theta, \omega, 0) = g(\omega)c(\theta) \quad (54)$$

where

$$\int_0^{2\pi} c(\theta)d\theta = 0 \quad (55)$$

Inserting into (52) yields

$$\delta\rho(\theta, \omega, t) = N \int_{-\infty}^{\infty} \int_0^{2\pi} P_0(x, x', t)c(\theta')g(\omega')d\theta'd\omega' \quad (56)$$

which is consistent with the perturbation considered in Ref. [23]. Taking the Laplace transform of (56) gives

$$\delta\tilde{\rho}_n(\omega, s) = Nc_n \int_{-\infty}^{\infty} \tilde{P}_0(n, \omega, \omega', s)g(\omega')d\omega' \quad (57)$$

Using the tree level propagator (38), we can show that

$$\int_{-\infty}^{\infty} \tilde{P}_0(n, \omega, \omega', s)g(\omega')d\omega' = \frac{1}{2\pi N} \frac{g(\omega)}{s + in\omega} \frac{1}{\Lambda_n(s)} \quad (58)$$

where $\Lambda_n(s)$ is given in (37). Hence

$$\delta\tilde{\rho}(n, \omega, s) = \frac{c_n}{2\pi} \frac{g(\omega)}{s + in\omega} \frac{1}{\Lambda_n(s)} \quad (59)$$

From Eq. (59), we see that the continuous spectrum is given by $in\omega$ and the discrete spectrum by the zeros of $\Lambda_n(s)$. If we define $b_n(\omega, t) = \delta\rho(n, \omega, t)/(Nc_n g(\omega))$ then using (56) and (38) we can show

$$\left[\frac{\partial}{\partial t} + in\omega \right] b_n(\omega, t) + inK f(-n) \int_{-\infty}^{\infty} b_n(\omega_1, t)g(\omega_1)d\omega_1 = \frac{1}{2\pi N} \delta(t) \quad (60)$$

which is equivalent to the linearized perturbation equation derived by Strogatz and Mirollo [23], with the exception that (60) includes the effects of the initial configuration through the source term proportional to $\delta(t)$.

Inserting (59) into the the Laplace transform of (53) yields

$$\delta\langle \tilde{Z}_n(s) \rangle = c_{-n} \int \frac{g(\omega)}{s - in\omega} d\omega \frac{1}{\Lambda_{-n}(s)} = c_{-n} \frac{\Lambda_{-n}(s) - 1}{-inK f(n)} \frac{1}{\Lambda_{-n}(s)}. \quad (61)$$

For $f(\theta) = \sin \theta$, $f(\pm 1) = \mp i/2$ which leads to

$$\delta\langle \tilde{Z}_1(s) \rangle = c_{-1} \frac{\Lambda_{-1}(s) - 1}{K/2} \frac{1}{\Lambda_{-1}(s)}. \quad (62)$$

We note that $\delta Z_1(s)$ is identical to what was calculated in Ref. [12] in which it was shown that $\delta Z_1(t) \rightarrow 0$ as $t \rightarrow \infty$. Even in the presence of marginal modes, the order parameter decays to zero through dephasing of the oscillators. This dephasing effect is similar to Landau damping in plasma physics.

We can see this explicitly for the case of the Lorentz distribution

$$g(\omega) = \frac{1}{\pi} \frac{\gamma}{\gamma^2 + \omega^2} \quad (63)$$

From (37) we can calculate

$$\Lambda_{\pm 1}(s) = \frac{s + \gamma - \frac{K}{2}}{s + \gamma} \quad (64)$$

and $\Lambda_n(s) = 1$ for $n \neq \pm 1$. The zero of $\Lambda_{\pm 1}(s)$ is at $s_{\pm 1} = -(\gamma - K/2)$, which provides a critical coupling

$$K_c = 2\gamma \quad (65)$$

above which the system begins to synchronize. The incoherent state is reached when $K < K_c$, which gives $s_{\pm 1} < 0$. Thus

$$\begin{aligned} \delta \langle Z_{\pm 1} \rangle &= c_{\mp 1} e^{-(\gamma - \frac{K}{2})\tau} \\ \delta \langle Z_{n \neq \pm 1} \rangle &= c_{-n} e^{-|n|\gamma\tau} \end{aligned} \quad (66)$$

Hence angular perturbations decay away in the order parameter.

Landau damping due to dephasing is sufficient to describe the relaxation of $Z_n(t)$ to zero for a smooth perturbation. However, for non-smooth perturbations, this may not be true. Consider the linear response to a stimulus consisting of perturbing a single oscillator to have initial position θ_0 and frequency ω_0 :

$$\rho_0(\theta, \omega) = \frac{1}{N} \left[(N-1) \frac{g(\omega)}{2\pi} + \delta(\theta - \theta_0) \delta(\omega - \omega_0) \right] \quad (67)$$

and so the initial perturbation is

$$\delta \rho_0(\theta, \omega) = \frac{1}{N} \left[-\frac{g(\omega)}{2\pi} + \delta(\theta - \theta_0) \delta(\omega - \omega_0) \right] \quad (68)$$

Inserting into (52) gives the time evolution of this initial perturbation

$$\delta \rho(\theta, \omega, t) = -\frac{1}{N} \frac{g(\omega)}{2\pi} + P(\theta, \omega, t; \theta_0, \omega_0, t') \quad (69)$$

Substituting into (53) and taking the Lapace transform gives

$$\delta\langle\tilde{Z}_n(s)\rangle = 2\pi \int d\omega \delta\tilde{\rho}_{-n}(\omega, s) = 2\pi \int d\omega \tilde{P}(-n, \omega, \omega_0, s) = \frac{1}{N} \frac{1}{s - in\omega_0} \frac{1}{\Lambda_{-n}(s)} \quad (70)$$

There are therefore two modes in $\delta Z_n(t)$, one which decays due to dephasing (determined by the zero of $\Lambda_{-n}(s)$) and one which oscillates at frequency ω_0 . Thus, for this perturbation, the tree level prediction is that $\delta\langle Z\rangle$ is not zero but oscillates. Inverse Laplace transforming (70), gives the time dependence of the order parameter

$$\begin{aligned} \delta\langle Z_1(t)\rangle = \frac{e^{i\theta_0}}{N} \frac{1}{\omega_0^2 + \left(\gamma - \frac{K}{2}\right)^2} & \left[\left(\gamma \left(\gamma - \frac{K}{2} \right) + \omega_0^2 - \frac{K}{2} i\omega_0 \right) e^{-i\omega_0 t} \right. \\ & \left. - \left(-i\omega_0 + \gamma - \frac{K}{2} \right) \frac{K}{2} e^{-(\gamma - \frac{K}{2})t} \right] \end{aligned} \quad (71)$$

The perturbed oscillator has phase $\theta_0 - \omega_0 t$. It can always be located; no information is lost as the time evolution progresses. Hence, for a single oscillator perturbation, the tree level calculation predicts that the order parameter will not decay to zero. In the next section, we show that to the next order in the loop expansion, which accounts for finite size effects, the marginal modes are moved off of the imaginary axis stabilizing the incoherent state, and the order parameter for a single oscillator perturbation decays to zero.

B. Finite size effects

Let us define a generalization of the operator Γ_0 .

$$\Gamma \cdot P = \frac{1}{N} \delta(x - x') \delta(t - t') \quad (72)$$

where P without a subscript denotes the full propagator and the operator Γ is the functional inverse of P . We can estimate the effect of finite size on the stability of the incoherent state by calculating the one loop correction to the operator Γ . We will see that the one loop correction produces the effect, among others, of adding a diffusion operator to Γ , which is enough to stabilize the continuum of marginal modes because the continuous spectrum is pushed off the imaginary axis by an amount proportional to the diffusion coefficient.

We calculate the correction to Γ to one loop order. The propagator is represented by diagrams with one incoming line and one outgoing line. There are four diagrams which contribute to the propagator at one loop order. They are shown in Figure 3 and are labeled

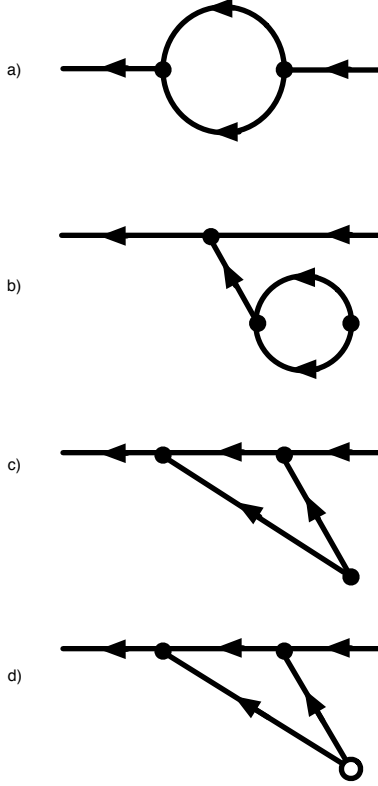


FIG. 3: The diagrams contributing to the propagator at one loop order

by a), b), c), and d). Using these graphs to calculate the propagator to order $1/N$ is not sufficient to demonstrate the behavior of the spectrum to order $1/N$. However, we can use these graphs to construct an approximation of Γ to order $1/N$ and derive the spectrum from this. If we denote the full propagator (i.e. the entire series in $1/N$ for P) by a double line, we can approximate the full propagator recursively by the diagrammatic equation shown in Figure 4. The only terms which are neglected in this relation are those which are from two loop and higher graphs and therefore would contribute $O(1/N^2)$ to Γ . Readers familiar with field theory will note that we are simply calculating the two point proper vertex, which is the inverse of the full propagator, to one loop order. One should also compare this approach to the direct-interaction approximation in fluid dynamics [29]. If we act on both sides of this equation with Γ_0 (the operator whose inverse is the tree level propagator), we arrive at an equation of the form:

$$\Gamma_0 \cdot P = \frac{1}{N} \delta(x - x') \delta(t - t') - \Gamma_1 \cdot P \quad (73)$$

where we have implicitly defined the one loop correction to Γ , which we label Γ_1 . The

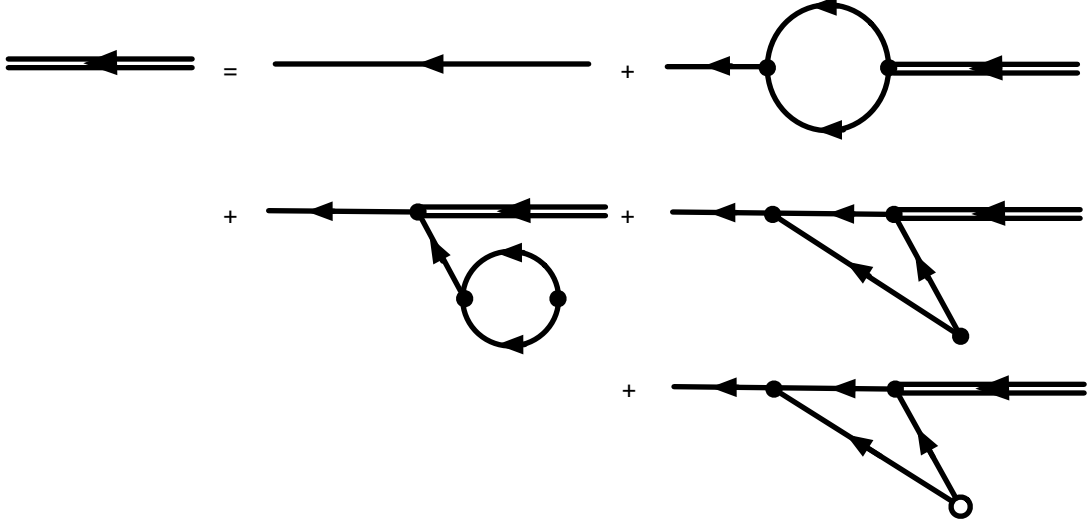


FIG. 4: Diagrammatic equation for the propagator. The double lines represent the summation of the entire series in $1/N$ for the propagator.

action of Γ_0 converts the leftmost propagator in each diagram into a delta function, so that the delta function term in (73) arises from the tree level propagator line and Γ_1 is then comprised of the loop portions of the remaining diagrams (the “amputated” graphs). We denote the contribution to Γ_1 from each of the one loop diagrams by $\Gamma_{1r}(\theta, \omega; \phi, \eta; t - t')$, where r represents a, b, c , or d indicating the diagram in question. $\Gamma_{1b} = 0$ because the derivative coupling acts on the incoherent state, which is homogeneous in θ . The equation of motion for the one loop propagator $P_1(x, x', t)$ then has the form

$$\Gamma_0 \cdot P_1 + \Gamma_1 \cdot P_1 = \frac{1}{N} \delta(\theta - \theta') \delta(\omega - \omega') \delta(t - t') \quad (74)$$

where $\Gamma_0 \cdot P_1$ is given by

$$\begin{aligned} \Gamma_0 \cdot P_1 = & \left[\frac{\partial}{\partial t} + \omega \frac{\partial}{\partial \theta} + K \frac{\partial}{\partial \theta} \int_{-\infty}^{\infty} \int_0^{2\pi} f(\theta_1 - \theta) \rho(x_1, t) d\theta_1 d\omega_1 \right] P_1(x, x', t - t') \\ & + K \frac{\partial}{\partial \theta} \int_{-\infty}^{\infty} \int_0^{2\pi} f(\theta_1 - \theta) \rho(x, t) P_1(x_1, x', t - t') d\theta_1 d\omega_1 \end{aligned} \quad (75)$$

and

$$\begin{aligned} \Gamma_1 \cdot P_1 = & \int_0^{2\pi} d\phi \int_{-\infty}^{\infty} d\eta \int_0^t dt' \Gamma_{1a}(\theta, \omega; \phi, \eta; t - t') P_1(\phi, \eta; \theta', \omega'; t') \\ & + \int_0^{2\pi} d\phi \int_{-\infty}^{\infty} d\eta \int_0^t dt' \Gamma_{1c}(\theta, \omega; \phi, \eta; t - t') P_1(\phi, \eta; \theta', \omega'; t') \\ & + \int_0^{2\pi} d\phi \int_{-\infty}^{\infty} d\eta \int_0^t dt' \Gamma_{1d}(\theta, \omega; \phi, \eta; t - t') P_1(\phi, \eta; \theta', \omega'; t') \end{aligned} \quad (76)$$

is the one loop contribution. The kernels Γ_{1a} , Γ_{1c} , and Γ_{1d} are explicitly computed in Appendix A.

The expressions for the one loop contribution to Γ are rather complicated but several key features can be extracted, namely 1) the introduction of a diffusion operator, 2) a shift in the driving frequency, and 3) the addition of higher order harmonics to the coupling function f . The diffusion operator has the effect of shifting the marginal spectrum from the imaginary axis into the left hand plane. The effect is that the finite size fluctuations to order $1/N$ stabilize the incoherent state.

We can see these effects more easily by considering the special case of $f(\theta) = \sin \theta$ and $g(\omega)$ being a Lorentz distribution (see Appendix B). The Fourier-Laplace transformed equation of motion for the one loop propagator has the form

$$\begin{aligned} \alpha_{\pm 1}(s; \omega) \tilde{P}_1(n, \omega, \omega', s) - \frac{K}{2} g(\omega) (1 + \beta_1(s; \omega)) \int d\nu \tilde{P}_1(n, \nu, \omega', s) \\ = \frac{1}{2\pi N} \delta(\omega - \omega'), \quad n = \pm 1, \end{aligned} \quad (77)$$

$$\begin{aligned} \alpha_{\pm 2}(s; \omega) \tilde{P}_1(n, \omega, \omega', s) - \frac{K}{2} g(\omega) \int d\nu \beta_{\pm 2}(s; \omega, \nu) \tilde{P}_1(n, \nu, \omega', s) \\ = \frac{1}{2\pi N} \delta(\omega - \omega'), \quad n = \pm 2, \end{aligned} \quad (78)$$

and

$$\alpha_n(s; \omega) \tilde{P}_1(n, \omega, \omega', s) = \frac{1}{2\pi N} \delta(\omega - \omega'), \quad |n| > 2 \quad (79)$$

where

$$\begin{aligned} \alpha_n(s; \omega) &= \left[s + in\omega + \frac{K^2}{4N} \sum_{m=\pm 1} \frac{1}{s + \gamma - \frac{K}{2} + i(m+n)\omega} \left(n(2m+n) + n(m+n) \frac{K}{2\gamma - K} \right) \right] \\ \beta_{\pm 1}(s; \omega) &= -\frac{K^2}{N} \frac{1}{s + \gamma - \frac{K}{2} \pm 2i\omega} \frac{1}{\gamma - \frac{K}{2} \pm i\omega} \left(\frac{2\gamma - \frac{K}{2}}{2\gamma - K} \right) + \frac{1}{N} \frac{\frac{K}{2}}{s + \gamma - \frac{K}{2}} \\ \beta_{\pm 2}(s; \omega, \eta) &= -\frac{K^2}{N} \left(\frac{s \mp i\omega}{s \mp i\omega + \gamma - \frac{K}{2}} \frac{1}{s \pm i(\eta - \omega)} \frac{\pm i\omega + \gamma}{(\gamma - \frac{K}{2})^2 + \omega^2} \right. \\ &\quad + \frac{s + \gamma - \frac{K}{2}}{s + 2\gamma - K} \frac{1}{s + \gamma - \frac{K}{2} \pm \eta} \frac{1}{2\gamma - K} \frac{1}{-\gamma + \frac{K}{2} \mp i\omega} \frac{K}{2} \\ &\quad \left. \pm \frac{K}{2} g(\omega) \frac{1}{2\gamma - K} \frac{1}{s + \gamma - \frac{K}{2} \pm i\omega} \frac{1}{s + \gamma - \frac{K}{2} \pm i\eta} \frac{s + 2\gamma - \frac{K}{2}}{s + 2\gamma - K} \right). \end{aligned} \quad (80)$$

We can solve for \tilde{P}_1 using the same kind of self-consistency computation that we used for \tilde{P}_0 . This produces an analogously defined dielectric function, $\Lambda_n^1(s)$.

$$\Lambda_n^1(s) = 1 - \frac{K}{2} \int d\omega \frac{g(\omega)(1 + \beta_n(s; \omega))}{\alpha_n(s; \omega)} \quad (81)$$

Stability of the incoherent state is determined by the spectrum of the operator Γ . Analogous to tree level, the continuous spectrum is given by the zeros of $\alpha_n(s; \omega)$ and the discrete spectrum by the zeros of $\Lambda_n^1(s)$ given by (81). However, at one loop order, the expressions for \tilde{P}_1 represent solutions to a coupled system of equations. Thus, the poles of tree level are shifted, and there are also new poles reflecting the interaction of the mean density with the two-point correlation function. These poles will have residues of $O(1/N^2)$ owing to their higher order nature. For $n = \pm 1, \pm 2$, we cannot solve for the poles exactly but we can approximate the shift in the tree level spectrum by evaluating the loop correction at the value of the tree level pole, $s = \mp i n \omega$, which is equivalent to using the “on-shell” condition in field theory. Since the higher order modes will decay faster than the tree level modes, this essentially amounts to ignoring short time scales and is similar to the Bogoliubov approximation [24, 25]. The remaining effective equation for \tilde{P}_1 is now first order and, consequently, we can consider the spectrum of the implicitly defined operator analogous to (39).

The continuous spectrum consists of all the zeros of the function α_n . We expect a term of the form $i n \omega + O(1/N)$ because of the tree level continuous spectrum. This will govern the behavior at large times. In this case, the “on-shell” condition is equivalent to Taylor expanding the loop correction via $s = i n \omega + O(1/N)$ and keeping only terms which are $O(1/N)$. This yields:

$$\alpha_n(s; \omega) = s + i n (\omega + \delta\omega) + n^2 D \quad (82)$$

where

$$\delta\omega = -\frac{K^2}{2N} \frac{\omega}{\left(\gamma - \frac{K}{2}\right)^2 + \omega^2} \left[\frac{4\gamma - K}{2\gamma - K} \right] \quad (83)$$

is a frequency shift and

$$D = \frac{K^2}{2N} \frac{\gamma}{\left(\gamma - \frac{K}{2}\right)^2 + \omega^2} \quad (84)$$

is a diffusion coefficient. The frequency shift, which is negative, serves to tighten the distribution around the average frequency. The diffusion operator serves to damp the modes which are marginal at tree level.

The discrete spectrum arises from the zeroes of $\Lambda_n^1(s)$. We can again approximate the shift in the tree level zero by using the on-shell condition. This gives

$$\Lambda_n^1(s) = 1 - \frac{K}{2} \int d\omega \frac{g(\omega)}{s + in(\omega + \delta\omega) + n^2 D} \left(1 - \frac{K^2}{N} \frac{2\gamma - \frac{K}{2}}{2\gamma - K} \frac{1}{\left(\gamma - \frac{K}{2} + in\omega\right)^2} + \frac{1}{N} \frac{\frac{K}{2}}{\gamma - \frac{K}{2} - in\omega} \right) \quad (85)$$

We assume the shift will be small which allows us to write the zero of $\Lambda_n^1(s)$ as

$$s = - \left(\gamma - \frac{K}{2} \right) - \frac{\delta\Lambda_n^1(s_0)}{\left(\frac{d\Lambda_n^1(s_0)}{ds} \right)} \quad (86)$$

where $s_0 = - \left(\gamma - \frac{K}{2} \right)$ and $\delta\Lambda_n^1(s)$ is the $O(1/N)$ correction to $\Lambda_n^1(s)$. This results in

$$s_n = - \left(\gamma - \frac{K}{2} \right) + \frac{1}{N} \frac{K}{2} \left[\left(\frac{K}{2\gamma - K} \right) \frac{K\gamma}{\left(\gamma - \frac{K}{2}\right)^2 - \gamma^2} + \frac{6\gamma - K}{2\gamma - K} \right]. \quad (87)$$

Away from criticality ($K \ll 2\gamma$) or for large N , this correction is small.

We conclude this section by writing down an effective equation of motion for the density function which incorporates the effect of fluctuations. Recall the first equation of the BBGKY hierarchy is

$$\begin{aligned} \frac{\partial \rho}{\partial t} + \omega \frac{\partial \rho}{\partial \theta} + K \frac{\partial}{\partial \theta} \int_{-\infty}^{\infty} \int_0^{2\pi} f(\theta' - \theta) \rho(x, t) \rho(x', t) d\theta' d\omega' \\ = -K \frac{\partial}{\partial \theta} \int_{-\infty}^{\infty} \int_0^{2\pi} f(\theta' - \theta) C(x; x', t) d\theta' d\omega' \end{aligned} \quad (88)$$

This equation has a term (the “collision” integral) involving the 2-point correlation function, C , on the right hand side. The equation determining the tree level propagator (29) is the linearization of the the first BBGKY equation with C considered to be zero. The one loop correction to this equation (76) incorporates the effect of the correlations on the linearization. The diagrams in Figure 3 provide the linearization of the collision term, where C is considered as a functional of ρ . Using our one loop calculation, we can propose an effective density equation at one loop order

$$\begin{aligned} \frac{\partial \rho}{\partial t} + \Omega \frac{\partial \rho}{\partial \theta} - D \frac{\partial^2 \rho}{\partial \theta^2} + K \frac{\partial}{\partial \theta} \int_{-\infty}^{\infty} \int_0^{2\pi} \sin(\theta' - \theta) \rho(\theta', \Omega', t) \rho(\theta, \Omega, t) d\theta' d\omega' \\ = -K_2(\omega) \frac{\partial}{\partial \theta} \int_{-\infty}^{\infty} \int_0^{2\pi} \sin(2\theta' - 2\theta) \rho(\theta', \Omega', t) \rho(\theta, \Omega, t) d\theta' d\omega' \end{aligned} \quad (89)$$

where $\Omega = \omega + \delta\omega$ and D is given by Eq. (84). The field $\rho(\theta, \Omega, t)$ is now defined in terms of the shifted frequency distribution

$$G(\Omega) \approx g(\omega)(1 - \frac{d\delta\omega}{d\omega}) \quad (90)$$

The new coupling constant $K_2(\omega)$ is $O(1/N)$ and is due solely to the fluctuations. It arises from the term $\beta_{\pm 2}$ in the equation for \tilde{P}_1 . In fact, given the structure of the diagrams, it is clear that for $O(1/N^n)$ there will be a new coupling, K_{n+1} , which corresponds to a $\sin[(n+1)\theta]$ term. In the language of field theory, all odd couplings are generated under renormalization.

The generation of higher order couplings is especially interesting in light of the results of Crawford and Davies concerning the scaling of the density η beyond the onset of synchronization, i.e. $\eta - \rho_0 \sim (K - K_c)^\beta$ [30, 31]. Although our calculations pertain to the incoherent state, the fact that the loop corrections generate higher order couplings is a general feature of the bulk theory defined by the action of Eq. (14) as well. Thus, we expect a crossover from $\beta = 1/2$ to $\beta = 1$ behavior to occur as N gets smaller. This is consistent with [30], wherein a crossover manifested as the rate constant became smaller than the externally applied diffusion. In our case, the magnitude of the diffusion is governed by the distance to criticality and the number of oscillators.

Our proposed effective equation (89) is not self-consistent because we use the propagator to infer the form of the mean field equation. Thus, we neglect non-linear terms which may arise due to the loop corrections. In addition, our calculation applies specifically to perturbations in the incoherent state. There are likely other terms we are neglecting for both of these reasons. The consistent approach would be to calculate the effective action to one loop order and derive the equation for ρ from that. This would involve essentially the same calculation we have performed here, but for arbitrary $\rho(\theta, \omega, t)$ (i.e. we would need to solve (29) for the propagator in the presence of an arbitrary mean).

V. NUMERICAL SIMULATIONS

We compare our analytical results to simulations of single oscillator perturbations, since this provides a direct measurement of the propagator per equation (69). We perform simulations of N oscillators with $f(\theta) = \sin \theta$. We fix 2% of the oscillators at a specific angle

($\theta_0 = 0$) and driving frequency (unless $N = 10$, in which case we fix a single oscillator; the plots with $N = 10$ have been rescaled to match the other data). The remaining oscillators are initially uniformly distributed over angle θ with driving frequencies drawn from a Lorentz distribution. We measure the real part of $Z_1(t)$. This measurement allows us to observe the behavior of the modes which are marginal at tree level.

Equation (72) gives the behavior of $\delta Z_1(t)$ with a single oscillator fixed at θ_0 and ω_0 at time $t = 0$. Recall that $Z_1 = 0$ in the incoherent state, so that we expect $\delta Z_1 \approx Z_1$. To tree level

$$Z_1(t) = \frac{e^{i\theta_0}}{N} \frac{1}{\omega_0^2 + \left(\gamma - \frac{K}{2}\right)^2} \left[\left(\gamma\left(\gamma - \frac{K}{2}\right) + \omega_0^2 - \frac{K}{2}i\omega_0\right)e^{-i\omega_0 t} - \left(-i\omega_0 + \gamma - \frac{K}{2}\right)\frac{K}{2}e^{-(\gamma - \frac{K}{2})t} \right] \quad (91)$$

In other words, the initially fixed oscillator has phase $\theta_0 - \omega_0 t$; no information is lost as the time evolution progresses.

Incorporating the one loop computation gives

$$Z_1(t) = \frac{e^{i\theta_0}}{N} \frac{1}{\omega_0^2 + \left(\gamma - \frac{K}{2}\right)^2} \left[\left(\gamma\left(\gamma - \frac{K}{2}\right) + \omega_0^2 - \frac{K}{2}i\omega_0\right)e^{i(\omega_0 + \delta\omega)t - Dt} - \left(-i\omega_0 + \gamma - \frac{K}{2}\right)\frac{K}{2}e^{s_1 t} \right] \quad (92)$$

where we have ignored a term of amplitude $O(1/N^2)$; we are only considering the contributions coming from the poles described in the previous section. With the one loop corrections taken into account, we see that $Z_1(t)$ relaxes back to zero as $t \rightarrow \infty$. In the simulations, we compute the real part of $Z_1(t)$ with $\theta_0 = 0$. This gives

$$\begin{aligned} \text{Re}(Z_1(t)) = & \frac{1}{N} \frac{1}{\omega_0^2 + \left(\gamma - \frac{K}{2}\right)^2} \left[\left(\gamma\left(\gamma - \frac{K}{2}\right) + \omega_0^2\right) \cos((\omega_0 + \delta\omega)t) e^{-Dt} \right. \\ & \left. + \frac{K\omega_0}{2} \sin((\omega_0 + \delta\omega)t) e^{-Dt} - \frac{K}{2}\left(\gamma - \frac{K}{2}\right)e^{s_1 t} \right] \end{aligned} \quad (93)$$

The special case of $\omega_0 = 0$ and $\theta_0 = 0$ gives:

$$Z_1(t) = \frac{1}{N} \frac{1}{\left(\gamma - \frac{K}{2}\right)} \left[\gamma e^{-Dt} - \frac{K}{2} e^{s_1 t} \right] \quad (94)$$

The imaginary part vanishes so that $\text{Re}(Z_1(t)) = Z_1(t)$.

We first compare our estimate of the diffusion coefficient D given by (84) with the simulations. We plot the measured decay constant D of Z_1 compared to the theoretical estimate of (94) for the long time behavior in Figure 5. These data only include values of $K = 0.3K_c$ and $K = 0.5K_c$ ($K_c = 2\gamma = 0.1$). Higher values of K did not yield good fits due to the

neglected contributions to Z_1 . These decay constants are obtained via fitting the time evolution of Z_1 to an exponential for $t > 200s$. In both cases they behave as $1/N$ for large N as predicted. There is a consistent discrepancy likely due to rounding error after simulating for such a long period of time (≈ 30000 time steps). This error appears as a small degree of noise which further damps the response, hence the decay constants appear slightly larger in Figure 5. This effect can be seen in Figures 6 and 7 as well. For large times, the simulation data consistently fall slightly under the analytic prediction. Similarly, the data is noisier at large times.

Figures 6 and 7 show the evolution of $Z_1(t)$ over time along with the analytical predictions and the tree level result for $K = 0.3K_c$ and $K = 0.5K_c$ respectively. For $K = 0.3K_c$, the prediction works quite well, with perhaps the beginning of a systematic deviation appearing at $N = 10$ and $N = 50$ (there is a slight initial overshoot followed by an undershoot at larger times). This same deviation is more pronounced for $K = 0.5K_c$, although the data follow the prediction quite well nonetheless.

Consistent with our expectations from the loop expansion, as we move closer to criticality, i.e. the onset of synchronization, the results for $K = 0.7K_c$ and $K = 0.9K_c$ do not fare as well. Figure 8 demonstrates a marked deviation from the prediction. We have not shown analytical results for the lower values of N because the deviation is so severe. The same holds true for all the results for $K = 0.9K_c$, so that we have just plotted the simulation data in Figure 9. The general trend of approaching the mean field result still holds. The primary feature to take from these plots is that the fluctuations increase the decay constant. The closer to criticality, the more important the fluctuations and the faster the decay, hence the systematic undershoot which grows as one nears criticality. The fastest relaxation to the incoherent state appears at high K for a given N and at low N for a given K , either limit results in increased effects from fluctuations. It would be necessary to carry the loop expansion to two or more loops in order to obtain good matches with these data.

In Figures 10 and 11, we plot the time evolution of $Z_1(t)$ given that the favored oscillator has a driving frequency of $\omega_0 = 0.05$. Note first that $Z_1(t)$ approaches the tree level calculation as $N \rightarrow \infty$. The amplitude of the oscillation also shows the same deviation as the $\omega_0 = 0$ data, namely that of a slight initial overshoot of the one loop prediction followed by an undershoot. In addition to this, we can see an increasing frequency shift as $N \rightarrow 0$. The data, prediction, and mean field results eventually become out of phase. For intermediate

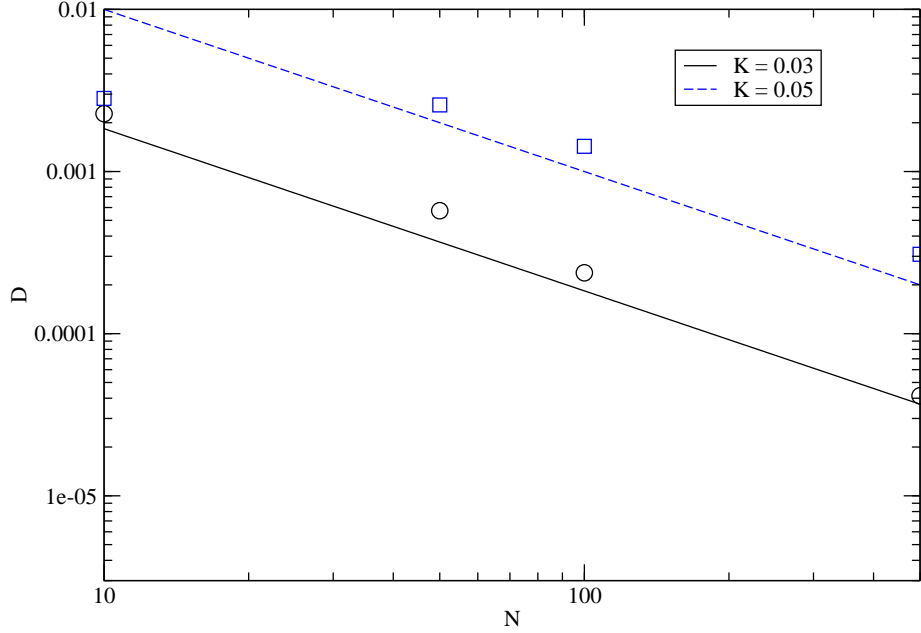


FIG. 5: The large time ($> 200s$) decay constants with zero driving frequency for the perturbed oscillator. Lines are the predictions given by Eq. 84).

values of N , one can see that the one loop correction follows this shift, while for $N = 10$, the mean field, data, and one loop results each have a different phase.

In the case of $n > 2$ it is easier to write down a complete analytical solution for the time evolution. With $\omega_0 = 0$, $\theta_0 = 0$ we have,

$$Z_n(t) = \frac{1}{N} \left[\left(1 + \frac{Dn^2}{\left(\gamma - \frac{K}{2}\right)} \right) e^{-Dn^2 t} - \frac{Dn^2}{\left(\gamma - \frac{K}{2}\right)} e^{-\left(\gamma - \frac{K}{2}\right)t + Dn^2 t} \right] \quad (95)$$

This is compared with a simulation result in Figure 12. We see the same general trends as the previous graphs. At large N , the simulation follows the prediction quite well. For small N , the simulation seems consistently higher than the one loop prediction with $K = 0.3K_c$. For $K = 0.5K_c$, the prediction is again sufficiently singular that we have not plotted $N = 10$. The deviation is already apparent for $N = 50$.

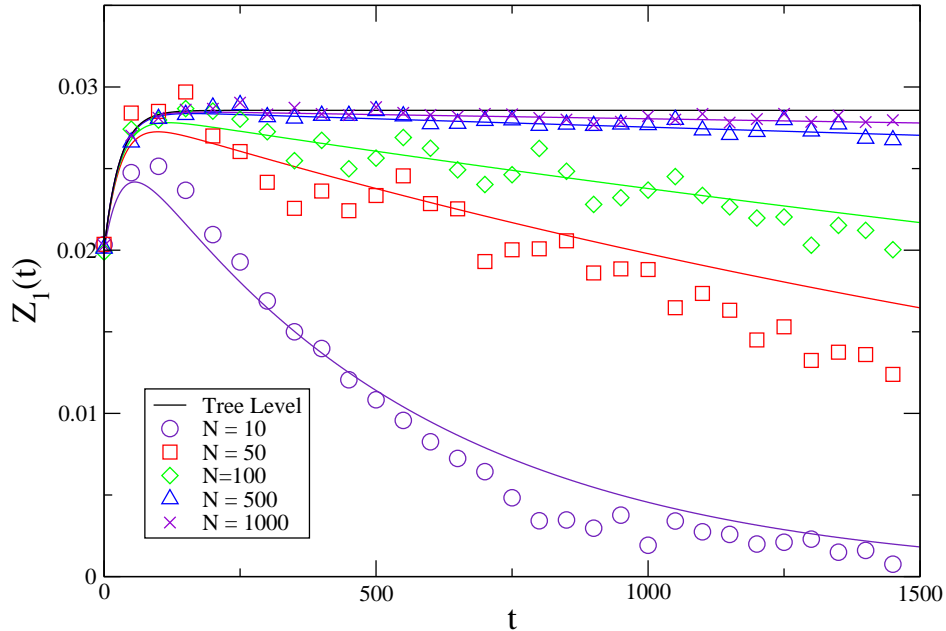


FIG. 6: $Z_1(t)$ vs. t for various values of N and $K = 0.3K_c$. Each graph shows $N = \{10, 50, 100, 500, 1000\}$. Note that as $N \rightarrow \infty$ the curve approaches the tree level value.

VI. DISCUSSION

Using techniques from field theory, we have produced a theory which captures the fluctuations and correlations of the Kuramoto model of coupled oscillators. Although we have used the Kuramoto model as an example system, the methodology is readily extendible to other systems of coupled oscillators, even those which are not interacting via all-to-all couplings. Moreover, the methodology can be readily applied to any system which obeys a continuity equation. We derive an action that describes the dynamics of the Kuramoto model. The path integral defined by this action constitutes an ensemble average over the configurations of the system, i.e. the phases and driving frequencies of the oscillators. Because the dynamics of the model are deterministic, this is equivalent to an ensemble average over initial conditions and driving frequencies. Using the loop expansion, we can compute moments of the oscillator density function perturbatively with the inverse system size as an expansion parameter. However, it is important to point out that the loop expansion is equivalent to

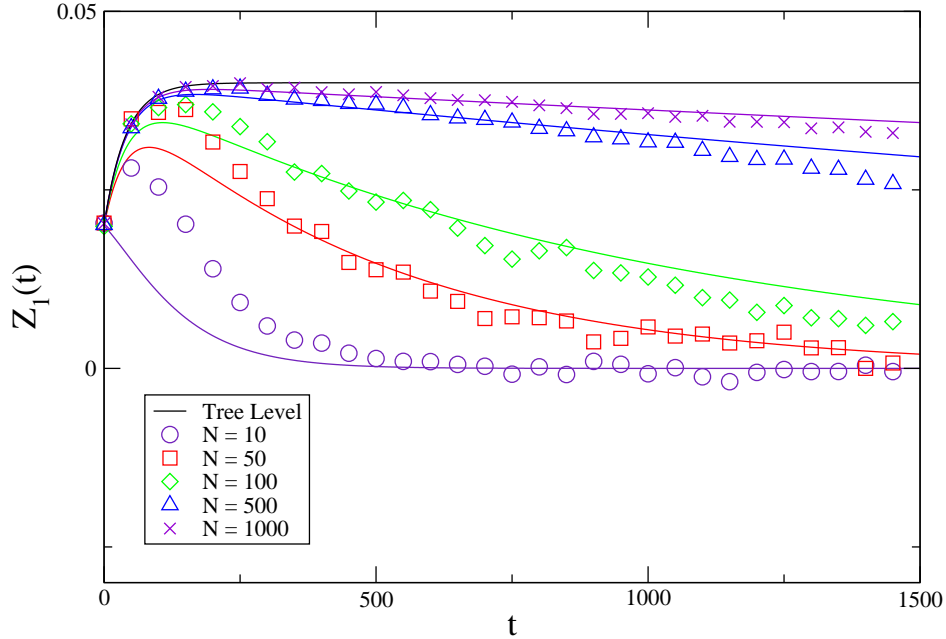


FIG. 7: $Z_1(t)$ vs. t for various values of N and $K = 0.5K_c$. Each graph shows $N = \{10, 50, 100, 500, 1000\}$. Note that as $N \rightarrow \infty$ the curve approaches the tree level value.

an expansion in $1/N$ only because of the all-to-all coupling. A local coupling will produce fluctuations which do not vanish in the thermodynamic limit.

Our previous work in this direction developed a moment hierarchy analogous to the BBGKY hierarchy in plasma physics. This paper fully encompasses that earlier work. The equations of motion for the multi-oscillator density functions derivable from the action are in fact the equations of that BBGKY hierarchy. The calculation in Ref. [17] is in the present context the tree level calculation of the 2-point correlation function, given by the Feynman graph in Figure 2a. With the BBGKY hierarchy, the calculational approach involves arbitrary truncation at some order, with no *a priori* knowledge of how this approximation is related to the system size, N . Here we show that this approximation is entirely equivalent to the loop expansion approximation. Truncating the hierarchy at the n th moment is equivalent to truncating the loop expansion at the $(n - l)$ th loop for the l th moment. The one loop calculation is performed in the BBGKY context by considering the linear response in

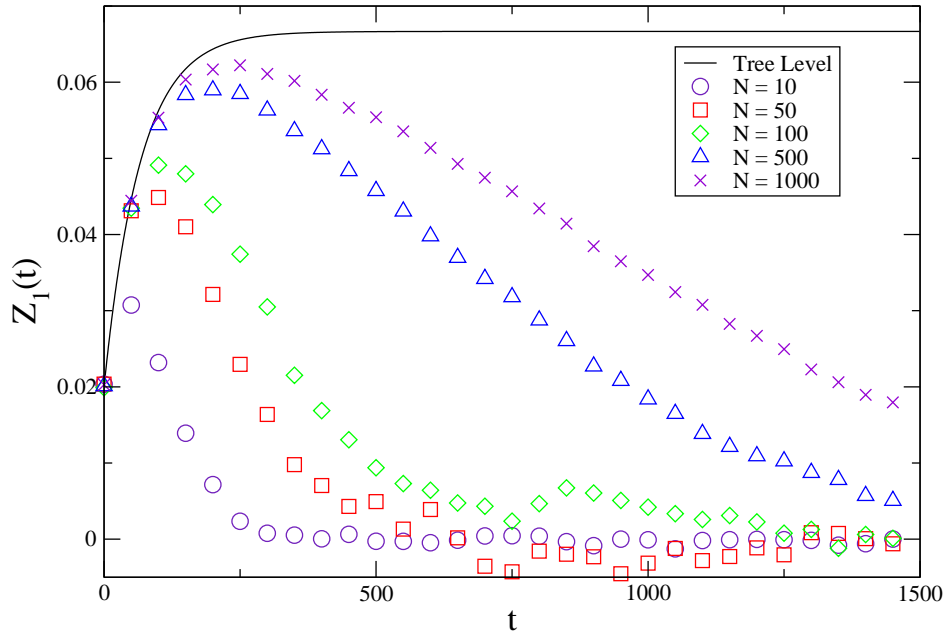
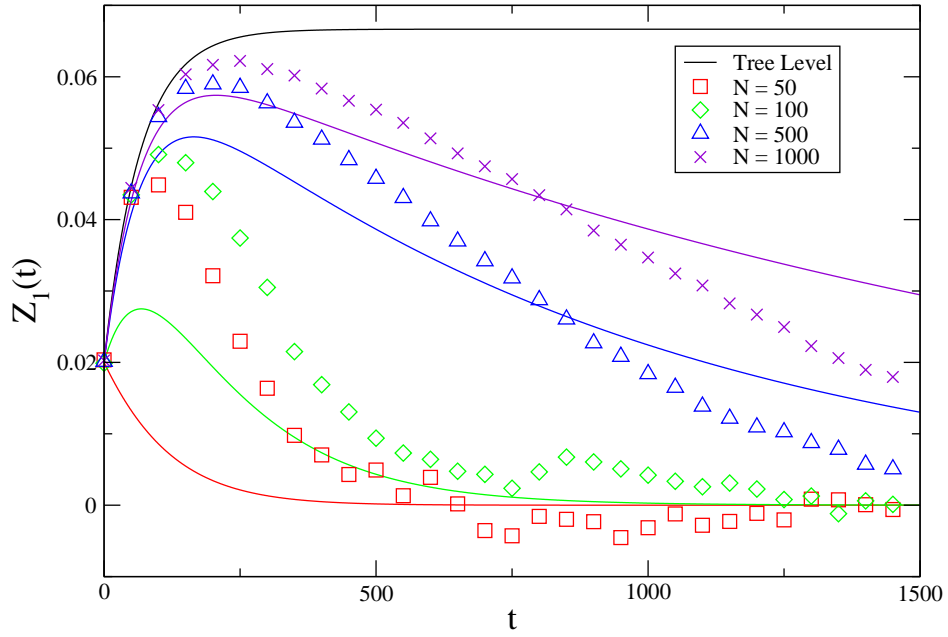


FIG. 8: $Z_1(t)$ vs. t for various values of N and $K = 0.7K_c$. Each graph shows $N = \{10, 50, 100, 500, 1000\}$. Note that as $N \rightarrow \infty$ the curve approaches the tree level value.

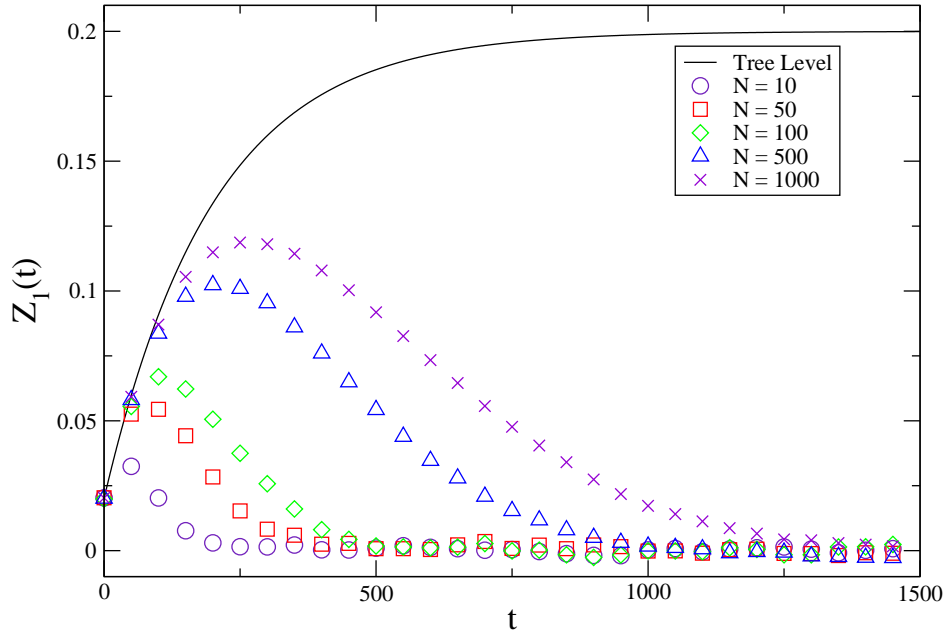


FIG. 9: $Z_1(t)$ vs. t for various values of N and $K = 0.9K_c$. Each graph shows $N = \{10, 50, 100, 500, 1000\}$. Note that as $N \rightarrow \infty$ the curve approaches the tree level value.

the presence of the 2-point correlation function. This would produce a more roundabout manner of arriving at our one loop linear response. One should also compare our one loop calculation with the Direct-Interaction-Approximation of fluid dynamics. Another possible equivalent means of approaching this problem is through the Ito Calculus, treating the density as a stochastic variable and developing a stochastic differential equation for it.

An important aspect of our theory is that it is directly related to a Markov process derivable from the Kuramoto equation. One can employ the standard Doi-Peliti method for deriving an action from a Markov process to arrive at the same theory. Although the Kuramoto model is deterministic, the probability distribution evolves in a manner indistinguishable from a fundamentally random process. The stochasticity of the effective Markov process is due to the distribution of phases and driving frequencies. In other words, it is a statement about information available to us about the state of the system. The incoherent state is a state of high entropy. The single oscillator perturbation is one in which we have

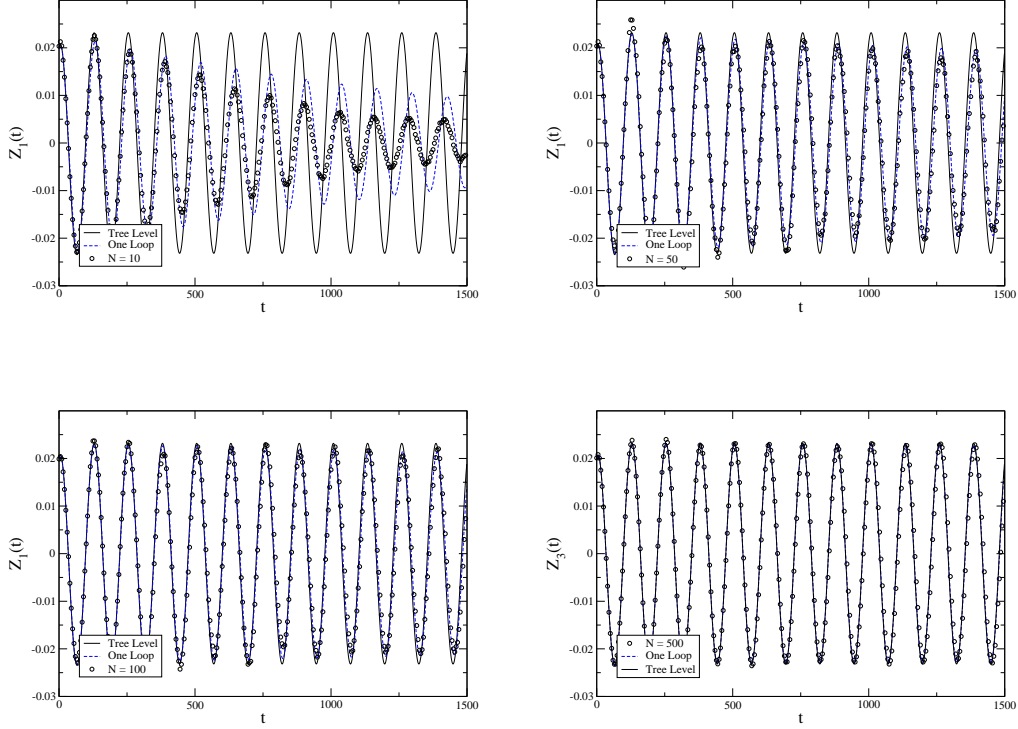


FIG. 10: As the previous figures, but with $K = 0.3K_c$ and $\omega_0 = 0.05$.

gained a small amount of information about the system and we ask a question concerning our knowledge about future states. In the mean field limit for the single oscillator perturbation, we always know where to find the perturbed oscillator given a prescription of its initial state. In the finite case, our ignorance of the positions and driving frequencies of the other oscillators makes a determination of its future location difficult. Eventually, we lose all ability to locate the perturbed oscillator as it interacts with the “heat bath” of the population. Furthermore, this result should be time reversal invariant. Just as we have no way of determining with accuracy where to find the oscillator in the future, likewise we have no means of determining where it has been at some time in the past. To prove this statement in the context of our theory would require an analysis of the “time reversed” theory, obtained essentially by switching the roles of $\tilde{\varphi}$ and φ . The relevant propagator for this time reversed theory will be the solution of the linearization of the adjoint of the mean field equation. Accordingly, this adjoint theory will have loop corrections which will damp the time reversed propagator as well.

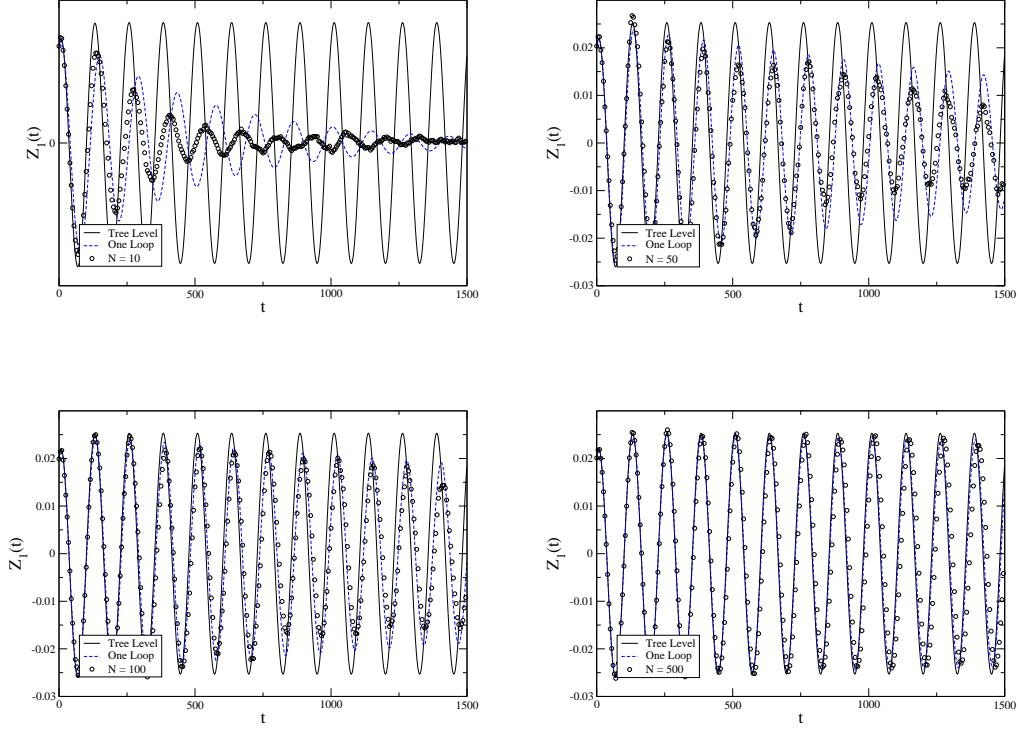


FIG. 11: As the previous figures, but with $K = 0.5K_c$ and $\omega_0 = 0.05$.

It is important to point out that our formulation accounts for the local stability of the incoherent state $\rho(\theta, \omega, t) = g(\omega)/2\pi$ to linear perturbations along with demonstrating the order parameters Z_n approach zero. In mean field theory, there is the possibility of quasiperiodic oscillations so that $Z_n = 0$, i.e. the modes de-phase, while the incoherent state is marginally stable and information of the initial state is retained. Our work shows that in a finite size system, this does not happen; the incoherent state is linearly stable.

We have considered exclusively the case of fluctuations about the incoherent state below the critical point. Above criticality, a fraction of the population synchronizes. In this case, to analyze the fluctuations one may need to employ a “low temperature” expansion in contrast to our “high temperature” treatment. In essence, one separates the populations into locked and unlocked oscillators and derives a perturbation expansion from the locked action. At criticality, each term in the loop expansion diverges. This is an indication that fluctuations at all scales become relevant near the transition and thus a renormalization group approach is suggested. Our formalism provides a natural basis for this approach.

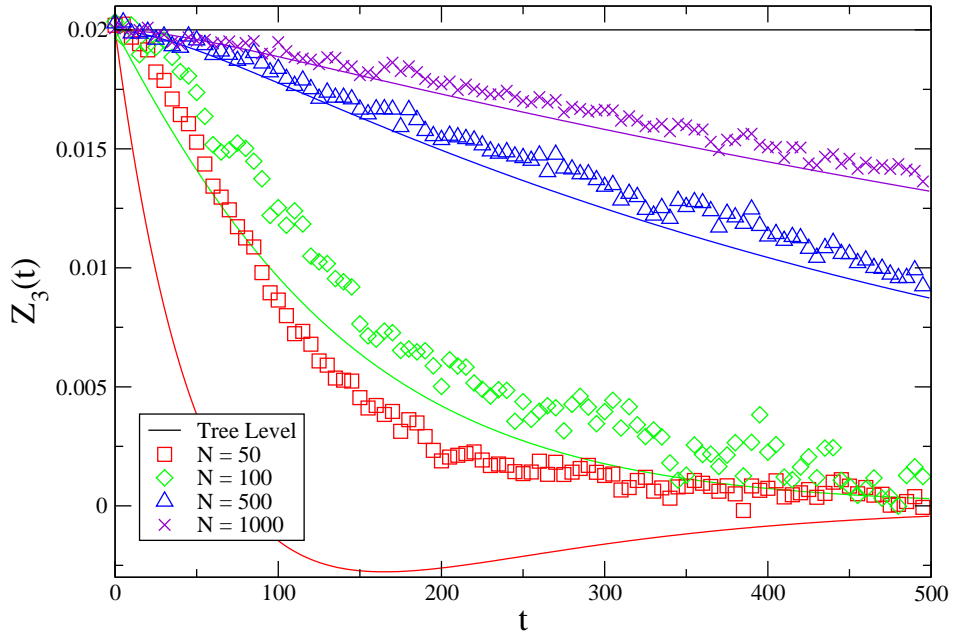
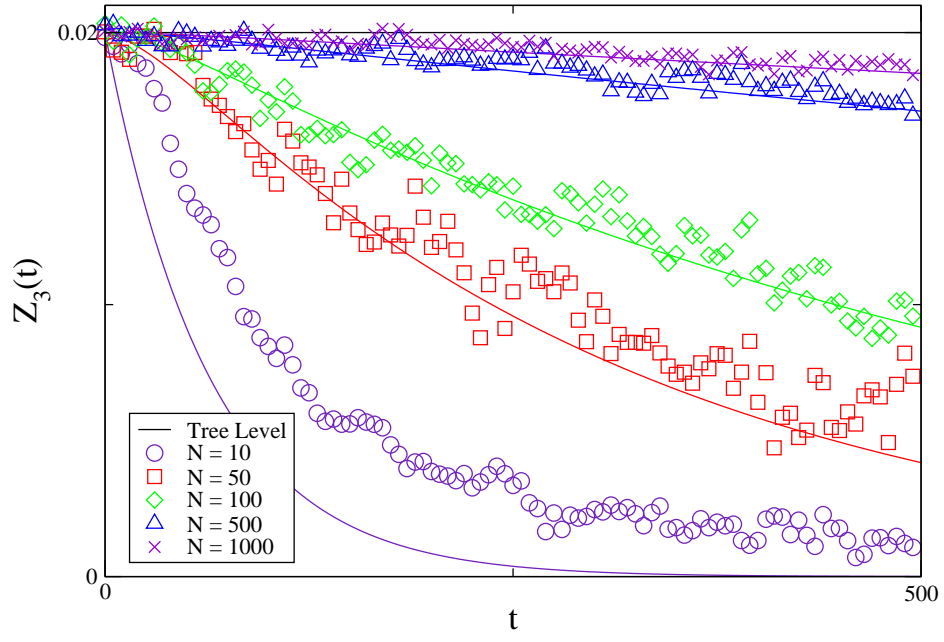


FIG. 12: $\delta Z_3(t)$ vs. t for $K = 0.3K_c$ (top) and $K = 0.5K_c$ (bottom).

In summary, we have provided a method for deriving the statistics of theories defined via a Klimontovich, or continuity, equation for a number density. This method produces a consistent means for approximating arbitrary multi-point functions. In the case of all-to-all coupling, this approximation becomes a system size expansion. We have demonstrated further that the system size corrections are sufficient to render the incoherent state of the Kuramoto model stable to perturbations.

APPENDIX A: ONE LOOP CALCULATION OF THE PROPAGATOR

The loop correction Γ_{1a} applied to P is given by

$$\begin{aligned}
& \int_0^{2\pi} d\phi \int_{-\infty}^{\infty} d\nu \int_0^t dt' \Gamma_{1a}(\theta, \omega; \phi, \nu; t - t') P(\phi, \nu; \theta', \omega'; t') = \\
& = -\frac{K^2}{N} \int d\theta_1 d\omega_1 d\theta'_1 d\omega'_1 d\theta'_2 d\omega'_2 dt_1 \\
& \quad \frac{\partial}{\partial \theta} [f(\theta'_2 - \theta) \{P_0(\theta'_2, \omega'_2, t; \theta'_1, \omega'_1, t_1) P_0(\theta, \omega, t; \theta_1, \omega_1, t_1) \\
& \quad + P_0(\theta'_2, \omega'_2, t; \theta_1, \omega_1, t_1) P_0(\theta, \omega, t; \theta'_1, \omega'_1, t_1)\}] \\
& \quad \times \frac{\partial}{\partial \theta_1} [f(\theta'_1 - \theta_1) \{\rho(\theta'_1, \omega'_1, t_1) P(\theta_1, \omega_1, t_1; \theta', \omega', t') + \rho(\theta_1, \omega_1, t_1) P(\theta'_1, \omega'_1, t_1; \theta', \omega', t')\}]
\end{aligned} \tag{A1}$$

This term arises from one vertex with a single incoming line and two outgoing lines and one vertex with two incoming lines and a single outgoing line, hence the product of two tree level propagators, P_0 . We can represent Γ_{1a} in Fourier/Laplace space as

$$\begin{aligned}
& \Gamma_{1a}(n, \omega, \nu, t - t') = \\
& \quad \frac{K^2}{N} \int d\omega'_1 d\omega'_2 (2\pi)^2 \sum_m f(m) \\
& \quad [n(m+n)f(-m)g(\omega'_1)P^0(-m, \omega'_2, t; \omega'_1, t')P^0(m+n, \omega, t; \nu, t') \\
& \quad (-nm)f(m)g(\omega'_1)P^0(-m, \omega'_2, t; \omega'_1, t')P^0(m+n, \omega, t; \nu, t') \\
& \quad (-mn)f(m+n)g(\omega'_1)P^0(-m, \omega'_2, t; \nu, t')P^0(m+n, \omega, t; \omega'_1, t') \\
& \quad n(m+n)f(-n-m)g(\omega'_1)P^0(-m, \omega'_2, t; \nu, t')P^0(m+n, \omega, t; \omega'_1, t')]
\end{aligned} \tag{A2}$$

If $f(\theta)$ is odd then $f(m) = -f(-m)$. Therefore,

$$\begin{aligned}
& \Gamma_{1a}(n, \omega, \nu, t - t') = \\
& \quad \frac{K^2}{N} \int d\omega'_1 d\omega'_2 (2\pi)^2 \sum_m f(m)
\end{aligned} \tag{A3}$$

$$[n(2m+n)f(-m)g(\omega'_1)P^0(-m, \omega'_2, t; \omega'_1, t')P^0(m+n, \omega, t; \nu, t') \\ n(2m+n)f(-n-m)g(\omega'_1)P^0(-m, \omega'_2, t; \nu, t')P^0(m+n, \omega, t; \omega'_1, t')]$$

In this form it is easy to see the different channels which appear in the correction.

Evaluating this expression using the tree level propagator (38) gives us

$$\tilde{\Gamma}_{1a}(n, \omega, \nu, s) = \tag{A4}$$

$$\frac{K^2}{N}(2\pi)^2 \sum_m f(m) \\ \left[n(2m+n)f(-m) \frac{1}{2\pi} \frac{1}{imKf(m)} \text{Res} \left(\frac{1}{\Lambda_{-m}(s_1)} \right) \Big|_{s_1=s_n} N\tilde{P}^0(m+n, \omega; \nu, s-s_n) \right. \\ n(2m+n)f(-m-n) \frac{1}{2\pi} \text{Res} \left(\frac{1}{\Lambda_{-m}(s_1)} \right) \Big|_{s_1=s_n} \frac{1}{(s_n-im\nu)} \frac{1}{2\pi} \frac{g(\omega)}{(s-s_n+i(m+n)\omega)} \frac{1}{\Lambda_{m+n}(s-s_n)} \\ \left. n(2m+n)f(-m-n) \frac{1}{2\pi} \frac{1}{\Lambda_{-m}(im\nu)} \frac{1}{2\pi} \frac{g(\omega)}{(s-im\nu+i(m+n)\omega)} \frac{1}{\Lambda_{m+n}(s-im\nu)} \right] \tag{A5}$$

The diagram Γ_{1c} is given by

$$\int_0^{2\pi} d\phi \int_{-\infty}^{\infty} d\eta \int_0^t dt' \Gamma_{1c}(n, \theta, \omega; \phi, \nu; t-t') P(\phi, \nu; \theta', \omega'; t') = \tag{A6} \\ 2N^2 \frac{K^3}{(2\pi)^2} \frac{\partial}{\partial \theta} \int d\theta'_3 d\omega'_3 \prod_{i=1}^2 d\theta'_i d\omega'_i d\theta_i d\omega_i dt_i \\ \left[f(\theta'_3 - \theta) \frac{\partial}{\partial \theta_1} f(\theta'_1 - \theta_1) g(\omega_1) g(\omega'_1) \right. \\ \{ P_0(\theta'_3, \omega'_3, t; \theta_2, \omega_2, t_2) P_0(\theta, \omega, t; \theta_1, \omega_1, t_1) \\ + P_0(\theta'_3, \omega'_3, t; \theta_1, \omega_1, t_1) P_0(\theta, \omega, t; \theta_2, \omega_2, t_2) \} \\ \frac{\partial}{\partial \theta_2} f(\theta'_2 - \theta_2) \{ P_0(\theta'_2, \omega'_2, t_2; \theta'_1, \omega'_1, t_1) P(\theta_2, \omega_2, t_2; \theta', \omega', t') \\ + P(\theta'_2, \omega'_2, t_2; \theta', \omega', t') P_0(\theta_2, \omega_2, t_2; \theta'_1, \omega'_1, t_1) \} \left. \right] \tag{A7}$$

In Fourier space, we can write:

$$\Gamma_{1c}(n, \omega, \nu, t-t') = 2N^2 K^3 (2\pi)^3 \sum_m \int d\omega'_3 d\omega_1 d\omega'_1 dt_1 g(\omega_1) g(\omega'_1) \\ \left[\int d\omega'_2 (imn) (m+n) f(-m-n) f(m) f(-m) P(n+m, \omega'_3, t; \nu, t') P(-m, \omega, t; \omega_1, t_1) P(m, \omega'_2, t'; \omega'_1, t_1) \right. \\ \left. + \int d\omega'_2 inm (m+n) f(m) f(m) f(-m) P(-m, \omega'_3, t; \omega_1, t_1) P(n+m, \omega, t; \nu, t') P(m, \omega'_2, t'; \omega'_1, t_1) \right]$$

$$\begin{aligned}
& + \int d\omega_2 i n m (m+n) f(-n-m) f(m) f(-n) P(n+m, \omega'_3, t; \omega_2, t') P(-m, \omega, t; \omega_1, t_1) P(m, \omega_2, t'; \omega'_1, t_1) \\
& + \int d\omega_2 i n m (m+n) f(m) f(m) f(-n) P(-m, \omega'_3, t; \omega_1, t_1) P(n+m, \omega, t; \omega_2, t') P(m, \omega_2, t'; \omega'_1, t_1) \Big] \quad (A8)
\end{aligned}$$

and taking the Laplace transform:

$$\begin{aligned}
\tilde{\Gamma}_{1c}(n, \omega, \nu, s) &= \left(\frac{1}{2\pi i} \right) 2N^2 K^3 (2\pi)^3 \sum_m \int d\omega'_3 d\omega_1 d\omega'_1 ds_1 g(\omega_1) g(\omega'_1) \\
& \left[\int d\omega'_2 (i m n) (m+n) f(-m-n) f(m) f(-m) \tilde{P}(n+m, \omega'_3; \nu, s-s_1) P(-m, \omega; \omega_1, s_1) P(m, \omega'_2; \omega'_1, -s_1) \right. \\
& + \int d\omega'_2 i n m (m+n) f(m) f(m) f(-m) P(-m, \omega'_3; \omega_1, s_1) P(n+m, \omega; \nu, s-s_1) P(m, \omega'_2; \omega'_1, -s_1) \\
& + \int d\omega_2 i n m (m+n) f(-n-m) f(m) f(-n) P(n+m, \omega'_3; \omega_2, s-s_1) P(-m, \omega; \omega_1, s_1) P(m, \omega_2; \omega'_1, -s_1) \\
& \left. + \int d\omega_2 i n m (m+n) f(m) f(m) f(-n) P(-m, \omega'_3; \omega_1, s_1) P(n+m, \omega; \omega_2, s-s_1) P(m, \omega_2; \omega'_1, -s_1) \right] \quad (A9)
\end{aligned}$$

where the contour for s_1 lies between 0 and $0 < s < -\text{Re}(s_n)$. Performing the integrals, we have:

$$\begin{aligned}
\tilde{\Gamma}_{1c}(n, \omega, \nu, s) &= \frac{2}{N} K^3 \left(\frac{1}{2\pi i} \right) \int ds_1 \sum_m (i m n) (m+n) \\
& \left[f(-m-n) f(m) f(-m) \frac{1}{\Lambda_{n+m}(s-s_1)} \frac{1}{s-s_1+i(m+n)\nu} \frac{g(\omega)}{s_1-im\omega} \frac{1}{\Lambda_{-m}(s_1)} \right. \\
& \times \left(\frac{-1}{imKf(-m)} \right) \left(\frac{1}{\Lambda_m(-s_1)} - 1 \right) \\
& + f(m) f(m) f(-m) \left(\frac{1}{imKf(m)} \right) \left(\frac{1}{\Lambda_{-m}(s_1)} - 1 \right) (2\pi N) P(n+m, \omega; \nu, s-s_1) \\
& \times \left(\frac{-1}{imKf(-m)} \right) \left(\frac{1}{\Lambda_m(-s_1)} - 1 \right) \\
& + \int d\omega_2 f(-n-m) f(m) f(-n) \frac{1}{\Lambda_{n+m}(s-s_1)} \frac{1}{s-s_1+i(m+n)\omega_2} \frac{g(\omega)}{s_1-im\omega} \frac{1}{\Lambda_{-m}(s_1)} \\
& \times \frac{g(\omega_2)}{-s_1+im\omega_2} \frac{1}{\Lambda_m(-s_1)} \\
& + \int d\omega_2 f(m) f(m) f(-n) \left(\frac{1}{imKf(m)} \right) \left(\frac{1}{\Lambda_{-m}(s_1)} - 1 \right) (2\pi N) P(n+m, \omega; \omega_2, s-s_1) \\
& \left. \times \frac{g(\omega_2)}{-s_1+im\omega_2} \frac{1}{\Lambda_m(-s_1)} \right] \quad (A10)
\end{aligned}$$

Finally, the diagram Γ_{1d} is given by

$$\int_0^{2\pi} d\phi \int_{-\infty}^{\infty} d\nu \int_0^t dt' \Gamma_{1d}(\theta, \omega; \phi, \nu; t-t') P(\phi, \nu; \theta', \omega'; t') = \quad (A11)$$

$$\begin{aligned}
& -N^2 \frac{K^2}{(2\pi)^2} \frac{\partial}{\partial \theta} \int d\theta'_3 d\omega'_3 dt_2 \prod_{i=1}^2 d\theta'_i d\omega'_i d\theta_i d\omega_i \\
& [f(\theta'_3 - \theta) g(\omega_1) g(\omega'_1) \\
& \{P_0(\theta'_3, \omega'_3, t; \theta_2, \omega_2, t_2) P_0(\theta, \omega, t; \theta_1, \omega_1, t_0) \\
& + P_0(\theta'_3, \omega'_3, t; \theta_1, \omega_1, t_0) P_0(\theta, \omega, t; \theta_2, \omega_2, t_2)\} \\
& \frac{\partial}{\partial \theta_2} f(\theta'_2 - \theta_2) \{P_0(\theta'_2, \omega'_2, t_2; \theta'_1, \omega'_1, t_0) P(\theta_2, \omega_2, t_2; \theta', \omega', t') \\
& + P(\theta'_2, \omega'_2, t_2; \theta', \omega', t') P_0(\theta_2, \omega_2, t_2; \theta'_1, \omega'_1, t_0)\}] \tag{A12}
\end{aligned}$$

Using the fact that $\int d\omega' d\theta' P(\theta, \omega, t; \theta', \omega', t') g(\omega') = g(\omega)/N$ and $\int d\theta f(\theta) = 0$ we have

$$\int_0^{2\pi} d\phi \int_{-\infty}^{\infty} d\nu \int_0^t dt' \Gamma_{1d}(\theta, \omega; \phi, \nu; t - t') P(\phi, \nu; \theta', \omega'; t') = \tag{A13}$$

$$\begin{aligned}
& -\frac{K^2}{(2\pi)^2} \frac{\partial}{\partial \theta} \int d\theta'_3 d\omega'_3 dt_2 \prod_{i=1}^2 d\theta'_i d\omega'_i d\theta_i d\omega_i \\
& [f(\theta'_3 - \theta) g(\omega_1) g(\omega'_1) P_0(\theta'_3, \omega'_3, t; \theta_2, \omega_2, t_2) \\
& \frac{\partial}{\partial \theta_2} f(\theta'_2 - \theta_2) P(\theta'_2, \omega'_2, t_2; \theta', \omega', t')] \tag{A14}
\end{aligned}$$

In Fourier-Laplace we have

$$\tilde{\Gamma}_{1d}(n; \omega, \nu; s) = \frac{1}{N} i n K f(-n) g(\omega) \left(\frac{1}{\Lambda_n(s)} - 1 \right) \tag{A15}$$

APPENDIX B: $f(\theta) = \sin \theta$ AND $g(\omega)$ LORENTZ

In order to both simplify the correction and to provide a concrete example, we will specialize to the case that $g(\omega)$ is a Lorentz distribution and $f(\theta) = \sin \theta$. $f(\theta) = \sin \theta$ is the traditional coupling for the Kuramoto model (and has the advantage of being bounded in Fourier space so that we avoid “ultraviolet” singularities) and using a Lorentz frequency distribution yields analytical results.

The Lorentz frequency distribution is given by

$$g(\omega) = \frac{1}{\pi} \frac{\gamma}{\gamma^2 + \omega^2} \tag{B1}$$

From this we can calculate

$$\Lambda_{\pm 1}(s) = \frac{s + \gamma - \frac{K}{2}}{s + \gamma} \tag{B2}$$

and $\Lambda_n(s) = 1$ for $n \neq \pm 1$. The residue of the function $\Lambda_{\pm 1}(s)$ is

$$\text{Res} \left(\frac{1}{\Lambda_{-m}(s_1)} \right) \Big|_{s_1=s_n} = \frac{K}{2} \quad (\text{B3})$$

and the pole is at $s_{\pm 1} = -(\gamma - K/2)$. This provides a critical coupling

$$K_c = 2\gamma \quad (\text{B4})$$

above which the system begins to synchronize. The incoherent state is reached when $K < K_c$, which gives $s_{\pm} < 0$. From $f(\theta) = \sin \theta$ we also have $f(\pm 1) = \mp i/2$.

In this case, diagram *a* evaluates to

$$\tilde{\Gamma}_{1a}(n, \omega, \nu, s) = \quad (\text{B5})$$

$$\begin{aligned} & -\frac{K^2}{N}(2\pi)^2 \sum_{m=\pm 1} \frac{i}{2} m \\ & \left[n(2m+n)f(-m) \frac{1}{2\pi} \frac{1}{imKf(m)} \frac{K}{2} N \tilde{P}^0(m+n, \omega; \nu, s + \gamma - \frac{K}{2}) \right. \\ & n(2m+n)f(-m-n) \frac{1}{2\pi} \frac{K}{2} \frac{1}{(\frac{K}{2} - \gamma - im\nu)} \frac{1}{2\pi} \frac{g(\omega)}{(s + \gamma - \frac{K}{2} + i(m+n)\omega)} \frac{s + 2\gamma - \frac{K}{2}}{s + 2\gamma - K} \\ & \left. n(2m+n)f(-m-n) \frac{1}{2\pi} \frac{1}{\Lambda_{-m}(im\nu)} \frac{1}{2\pi} \frac{g(\omega)}{(s - im\nu + i(m+n)\omega)} \frac{s + \gamma - im\nu}{s + \gamma - \frac{K}{2} - im\nu} \right] \end{aligned} \quad (\text{B6})$$

There is no contribution for $n = 0$ which we expect from probability conservation. The terms proportional to $n(2m+n)f(-n-m)$ will always evaluate to 0, because $f(n \neq \pm 1) = 0$. Since the tree level propagator contains such a term as well, we have the simplification

$$\tilde{\Gamma}_{1a}(n, \omega, \nu, s) = \frac{K^2}{N} \sum_{m=\pm 1} \frac{1}{4} \left[n(2m+n) \frac{\delta(\omega - \nu)}{s + \gamma - \frac{K}{2} + i(m+n)\omega} \right] \quad (\text{B7})$$

For diagram *c*, we see that we can immediately ignore the third term because $nmf(-n)f(-m-n)$ is always 0. We also see that the first term is only non-zero for $n = \pm 2$, and the last term only for $n = \pm 1$. After performing the s_1 integration, this leaves us with

$$\begin{aligned} & \tilde{\Gamma}_{1c}(n, \omega, \nu, s) = \\ & \frac{K^3}{2N} \left[\frac{1}{2} \sum_m n(m+n) \frac{\delta(\omega - \nu)}{s + \gamma - \frac{K}{2} + i(n+m)\omega} \frac{1}{2\gamma - K} \right] \end{aligned}$$

$$\begin{aligned}
& + \delta_{n\pm 1} \frac{1}{s + \gamma - \frac{K}{2} + 2in\omega} \frac{g(\omega)}{\gamma - \frac{K}{2} + in\omega} \left(\frac{2\gamma - \frac{K}{2}}{2\gamma - K} \right) \\
& + \delta_{n\pm 2} (-g(\omega)) \left(\frac{s - \frac{n}{2}i\omega}{s - \frac{n}{2}i\omega + \gamma - \frac{K}{2}} \frac{1}{s + \frac{n}{2}i(\nu - \omega)} \frac{\frac{n}{2}i\omega + \gamma}{(\gamma - \frac{K}{2})^2 + \omega^2} \right. \\
& + \frac{s + \gamma - \frac{K}{2}}{s + 2\gamma - K} \frac{1}{s + \gamma - \frac{K}{2} + \frac{n}{2}\nu} \frac{1}{2\gamma - K} \frac{1}{-\gamma + \frac{K}{2} - \frac{n}{2}i\omega} \frac{K}{2} \\
& \left. + \frac{n}{2} \frac{K}{2} g(\omega) \frac{1}{2\gamma - K} \frac{1}{s + \gamma - \frac{K}{2} + \frac{n}{2}i\omega} \frac{1}{s + \gamma - \frac{K}{2} + \frac{n}{2}i\nu} \frac{s + 2\gamma - \frac{K}{2}}{s + 2\gamma - K} \right) \Bigg] \quad (\text{B8})
\end{aligned}$$

Γ_{1d} is given simply by

$$\begin{aligned}
\tilde{\Gamma}_{1d}(\pm 1; \omega, \nu; s) &= -\frac{1}{N} g(\omega) \frac{K}{2} \frac{\frac{K}{2}}{s + \gamma - \frac{K}{2}} \\
\tilde{\Gamma}_{1d}(n \neq \pm 1; \omega, \nu; s) &= 0 \quad (\text{B9})
\end{aligned}$$

APPENDIX C: EQUIVALENT MARKOV PROCESS

The action (15) can be derived by applying the Doi-Peliti method to a Markov process equivalent to the Kuramoto dynamics. Consider a two dimensional lattice \mathcal{L} , periodic in one dimension, with lattice constants a_θ in the periodic direction and a_ω in the other. (The radius of the eventual cylinder is R .) The indices i and j will be used for the frequency and periodic domains, respectively. The oscillators obey an equation of the form:

$$\dot{\theta}_i = v \left(\vec{\theta}, \vec{\omega} \right) \quad (\text{C1})$$

The indices on $\vec{\theta}$ and $\vec{\omega}$ run over the lattice points of the periodic and frequency variables. The state of the system is described by the number of oscillators $n_{i,j}$ at each site. Given this, the fraction of oscillators found on the lattice sites is governed by the following Master equation:

$$\frac{dP(\vec{n}, t)}{dt} = \sum_{ij} \left[-\frac{v_{i,j}}{a_\theta} n_{i,j} P(\vec{n}, t) + \frac{v_{i,j-1}}{a_\theta} (n_{i,j-1} + 1) P(\vec{n}^j, t) \right] \quad (\text{C2})$$

where the indices of the vector \vec{n} run over the lattice points, \mathcal{L} , and \vec{n}^j (note the superscript) is equal to \vec{n} except for the j th and $j-1$ st components. At those points we have $n_{i,j}^j = n_{i,j} - 1$ and $n_{i,j-1}^j = n_{i,j-1} + 1$. The first term on the RHS represents the outward flux of oscillators from the state with n_j oscillators at each periodic lattice point while the second term is the inward flux due to oscillators “hopping” from $j-1$ to j . There is no flux in the other

direction (ω); this lattice variable simply serves to label each oscillator by its fundamental frequency.

Consider a generalization of the Kuramoto model of the form:

$$\dot{\theta}_i = \omega_i + \frac{K}{N} \sum_j f(\theta_j - \theta_i) \quad (\text{C3})$$

N is the total number of oscillators and we impose $f(0) = 0$. The velocity in equation (C1) now has the form:

$$v_{ij} = ia_\omega + \frac{K}{N} \sum_{i',j'} f([j' - j]a_\theta) n_{i',j'} \quad (\text{C4})$$

In the limit $a_\omega \rightarrow 0$ we have $ia_\omega = \omega$. Similarly, $ia_\theta \rightarrow \theta$. The factor of $n_{i',j}$ has been added because the sum must cover *all* oscillators, and this factor describes the number at each site. We also sum over all frequency sites i' . The master equation (C2) now takes the form:

$$\begin{aligned} \frac{dP(\vec{n}, t)}{dt} &= \sum_{ij} \left[- \left(\frac{ia_\omega}{a_\theta} + \frac{K}{Na_\theta} \sum_{i',j'} f([j' - j]a_\theta) n_{i',j'} \right) n_{i,j} P(\vec{n}, t) \right. \\ &\quad \left. + \left(\frac{ia_\omega}{a_\theta} + \frac{K}{Na_\theta} \sum_{i',j'} f([j' - j + 1]a_\theta) n_{i',j'} \right) (n_{i,j-1} + 1) P(\vec{n}^j, t) \right] \\ &= -\mathcal{H}P(\vec{n}, t) \end{aligned} \quad (\text{C5})$$

The matrix \mathcal{H} is the Hamiltonian. From this point, one can develop an operator representation as in Doi-Peliti. Using coherent states and taking the continuum and thermodynamic limits results in the action (15), after “shifting” the field $\tilde{\varphi}$.

-
- [1] A. T. Winfree, *Journal of Theoretical Biology* **16**, 15 (1967).
 - [2] C. Liu, D. Weaver, S. Strogatz, and S. Reppert, *Cell* **91**, 855 (1987).
 - [3] D. Golomb and D. Hansel, *Neural Computation* **12**, 1095 (2000).
 - [4] G. B. Ermentrout and J. Rinzel, *Am. J. Physiol* **246**, R102 (1984).
 - [5] G. B. Ermentrout, *Journal of Mathematical Biology* **29**, 571 (1991).
 - [6] T. J. Walker, *Science* **166**, 891 (1969).
 - [7] J. Pantaleone, *Physical Review D* **58** (1998).
 - [8] S. Y. Kourtchatov, V. V. Likhanskii, and A. P. Npartovich, *Physical Review A* **52** (1995).
 - [9] K. Wiesenfeld, P. Colet, and S. H. Strogatz, *Physical Review Letters* **76** (1996).

- [10] Y. Kuramoto, *Chemical Oscillations, Waves, and Turbulence* (Springer-Verlag, 1984).
- [11] S. H. Strogatz, *Physica D* **143**, 1 (2000).
- [12] S. H. Strogatz, R. E. Mirollo, and P. C. Matthews, *Physical Review Letters* **68**, 2730 (1992).
- [13] R. E. Mirollo and S. H. Strogatz, *Physica D* **205**, 249 (2005).
- [14] R. E. Mirollo and S. H. Strogatz, *The spectrum of the partially locked state for the kuramoto model*, eprint arXiv:nlin/0702043.
- [15] H. Daido, *Journal of Statistical Physics* **60**, 753 (1990).
- [16] H. Daido, *Progress of Theoretical Physics* **75**, 1460 (1986).
- [17] E. J. Hildebrand, M. A. Buice, and C. C. Chow, *Physical Review Letters* **98** (2007).
- [18] L. Peliti, *Journal de Physique* **46**, 1469 (1985).
- [19] M. Doi, *Journal of Physics A: Mathematical and General* **9**, 1465 (1976).
- [20] M. Doi, *Journal of Physics A: Mathematical and General* **9**, 1479 (1976).
- [21] H.-K. Janssen and U. C. Tauber, *Annals of Physics* **315**, 147 (2005).
- [22] J. Zinn-Justin, *Quantum Field Theory and Critical Phenomena* (Oxford Science Publications, 2002), 4th ed.
- [23] S. H. Strogatz and R. E. Mirollo, *Journal of Statistical Physics* **63**, 613 (1991).
- [24] S. Ichimaru, *Basic principles of Plasma Physics: A Statistical Approach* (W.A. Benjamin Advanced Book Program, 1973).
- [25] D. R. Nicholson, *Introduction to Plasma Theory* (Krieger Publishing Company, 1992).
- [26] A. V. Rangan and D. Cai, *Physical Review Letters* **96** (2006).
- [27] J. M. Cornwall, R. Jackiw, and E. Tomboulis, *Physical Review D* **10**, 2428 (1974).
- [28] R. E. Mirollo and S. H. Strogatz, *Journal of Statistical Physics* **60**, 245 (1990).
- [29] W. D. McComb, *The Physics of Fluid Turbulence* (Oxford University Press, 1990).
- [30] J. D. Crawford, *Physical Review Letters* **74** (1995).
- [31] J. D. Crawford and K. Davies, *Physica D* **125**, 1 (1999).