

Dynamical Coupled-Channel Model of πN Scattering in the $W \leq 2$ GeV Nucleon Resonance Region*

(From EBAC, Thomas Jefferson National Accelerator Facility)

B. Juliá-Díaz,^{1,2} T.-S. H. Lee,^{1,3} A. Matsuyama,^{1,4} and T. Sato^{1,5}

¹ *Excited Baryon Analysis Center (EBAC),*

Thomas Jefferson National Accelerator Facility, Newport News, VA 22901, USA

² *Departament d'Estructura i Constituents de la Matèria,
Universitat de Barcelona, E-08028 Barcelona, Spain*

³ *Physics Division, Argonne National Laboratory, Argonne, IL 60439, USA*

⁴ *Department of Physics, Shizuoka University, Shizuoka 422-8529, Japan*

⁵ *Department of Physics, Osaka University, Toyonaka, Osaka 560-0043, Japan*

Abstract

As a first step to analyze the electromagnetic meson production reactions in the nucleon resonance region, the parameters of the hadronic interactions of a dynamical coupled-channel model, developed in *Physics Reports* 439, 193 (2007), are determined by fitting the πN scattering data. The channels included in the calculations are πN , ηN and $\pi\pi N$ which has $\pi\Delta$, ρN , and σN resonant components. The non-resonant meson-baryon interactions of the model are derived from a set of Lagrangians by using a unitary transformation method. One or two bare excited nucleon states in each of S , P , D , and F partial waves are included to generate the resonant amplitudes in the fits. The parameters of the model are first determined by fitting as much as possible the empirical πN elastic scattering amplitudes of SAID up to 2 GeV. We then refine and confirm the resulting parameters by directly comparing the predicted differential cross section and target polarization asymmetry with the original data of the elastic $\pi^\pm p \rightarrow \pi^\pm p$ and charge-exchange $\pi^- p \rightarrow \pi^0 n$ processes. The predicted total cross sections of πN reactions and $\pi N \rightarrow \eta N$ reactions are also in good agreement with the data. Applications of the constructed model in analyzing the electromagnetic meson production data as well as the future developments are discussed.

PACS numbers: 13.75.Gx, 13.60.Le, 14.20.Gk

* Notice: Authored by Jefferson Science Associates, LLC under U.S. DOE Contract No. DE-AC05-06OR23177. The U.S. Government retains a non-exclusive, paid-up, irrevocable, world-wide license to publish or reproduce this manuscript for U.S. Government purposes.

I. INTRODUCTION

It is now well recognized that a coupled-channel approach is needed to extract the nucleon resonance (N^*) parameters from the data of πN and electromagnetic meson production reactions. With the recent experimental developments [1, 2], such a theoretical effort is needed to analyze the very extensive data from Jefferson Laboratory (JLab), Mainz, Bonn, GRAAL, and Spring-8. To cope with this challenge, a dynamical coupled-channel model (MSL) for meson-baryon reactions in the nucleon resonance region has been developed recently [3]. In this paper we report a first-stage determination of the parameters of this model by fitting the πN scattering data up to invariant mass $W = 2$ GeV.

The details of the MSL model are given in Ref. [3]. Here we will only briefly recall its essential features. Similar to the earlier works on meson-exchange models [4, 5, 6, 7, 8, 9, 10, 11, 12, 13, 14, 15, 16, 17, 18, 19, 20, 21, 22, 23, 24, 25, 26] of pion-nucleon scattering, the starting point of the MSL model is a set of Lagrangians describing the interactions between mesons ($M = \gamma, \pi, \eta, \rho, \omega, \sigma, \dots$) and baryons ($B = N, \Delta, N^*, \dots$). By applying a unitary transformation method [13, 27], an effective Hamiltonian is then derived from the considered Lagrangian. It can be cast into the following more transparent form

$$H_{eff} = H_0 + \Gamma_V + v_{22} + h_{\pi\pi N}, \quad (1)$$

where $H_0 = \sum_{\alpha} \sqrt{m_{\alpha}^2 + \vec{p}_{\alpha}^2}$ with m_{α} denoting the mass of particle α , and

$$\Gamma_V = \left\{ \sum_{N^*} \left(\sum_{MB} \Gamma_{N^* \rightarrow MB} \right) + \sum_{M^*} h_{M^* \rightarrow \pi\pi} \right\} + \{c.c.\}, \quad (2)$$

$$v_{22} = \sum_{MB, M'B'} v_{MB, M'B'} + v_{\pi\pi}, \quad (3)$$

$$h_{\pi\pi N} = \sum_{N^*} \Gamma_{N^* \rightarrow \pi\pi N} + \sum_{MB} [(v_{MB, \pi\pi N}) + (c.c.)] + v_{\pi\pi N, \pi\pi N}. \quad (4)$$

Here *c.c.* denotes the complex conjugate of the terms on its left-hand-side. In the above equations, $MB = \gamma N, \pi N, \eta N, \pi\Delta, \rho N, \sigma N$, represent the considered meson-baryon states. The resonance associated with the *bare* baryon state N^* is induced by the vertex interactions $\Gamma_{N^* \rightarrow MB}$ and $\Gamma_{N^* \rightarrow \pi\pi N}$. Similarly, the *bare* meson states $M^* = \rho, \sigma$ can develop into resonances through the vertex interaction $h_{M^* \rightarrow \pi\pi}$. Note that the masses $M_{N^*}^0$ and $m_{M^*}^0$ of the bare states N^* and M^* are the parameters of the model which must be determined by fitting the πN and $\pi\pi$ scattering data. They differ from the empirically determined resonance positions by mass shifts which are due to the coupling of the bare states to the scattering states. The term v_{22} contains the non-resonant meson-baryon interaction $v_{MB, M'B'}$ and $\pi\pi$ interaction $v_{\pi\pi}$. The non-resonant interactions involving $\pi\pi N$ states are in $h_{\pi\pi N}$. All of these interactions are *energy independent*, an important feature of the MSL formulation.

We note here that the Hamiltonian defined above does not have a $\pi N \leftrightarrow N$ vertex. By applying the unitary transformation method, this un-physical process as well as any vertex interaction $A \leftrightarrow B + C$ with a mass relation $m_A < m_B + m_C$ are eliminated from the considered Hilbert space and their effects are absorbed in the effective interactions v_{22} and $h_{\pi\pi N}$. This procedure defines the Hamiltonian in terms of physical nucleons and greatly simplifies the formulation of a unitary reaction model. In particular, the complications due to the nucleon mass and wavefunction renormalizations do not appear in the resulting scattering equations. This makes the numerical calculations involving the $\pi\pi N$ channel

much more tractable in practice. The details of this approach are discussed in Refs. [13, 27] as well as in the earlier works on πNN interactions [28].

Starting from the above Hamiltonian, the coupled-channel equations for πN and γN reactions are then derived by using the standard projection operator technique [29], as given explicitly in Ref. [3]. The obtained scattering equations satisfy the two-body ($\pi N, \eta N, \gamma N$) and three-body ($\pi\pi N$) unitarity conditions. The $\pi\Delta$, ρN and σN resonant components of the $\pi\pi N$ continuum are generated dynamically by the vertex interaction Γ_V of Eq. (2). Accordingly, the $\pi\pi N$ cuts are treated more rigorously than the commonly used quasi-particle formulation within which these resonant channels are treated as simple two-particle states with a phenomenological parametrization of their widths. The importance of such a dynamical treatment of unstable particle channels was well known in earlier studies of πN scattering [4, 30] and πNN reactions [31].

A complete determination of the parameters of the model Hamiltonian defined by Eqs.(1)-(4) requires good fits to all of the data of πN and γN reactions up to invariant mass $W \leq$ about 2 GeV. Obviously, this is a very complex task and can only be accomplished step by step. Our strategy is as follows. We need to first determine the parameters associated with the hadronic interaction parts of the Hamiltonian. With the fits to $\pi\pi$ phase shifts in Ref. [32], the $\pi\pi$ interactions $h_{\rho,\pi\pi}$ and $h_{\sigma,\pi\pi}$ and the corresponding bare masses for ρ and σ have been determined in an isobar model with $v_{\pi\pi} = 0$. We next proceed in two stages. The first-stage is to determine the ranges of the parameters of the interactions $\Gamma_{N^* \rightarrow MB}$ and $v_{MB,M'B'}$. This will be achieved by fitting the πN scattering data from performing coupled-channel calculations which neglect the more complex three-body interaction term $h_{\pi\pi N}$. This simplification greatly reduces the numerical complexity and the number of parameters to be determined in the fits. This first-stage fit will provide the starting parameters to fit both the data of πN scattering and $\pi N \rightarrow \pi\pi N$ reactions. In this second-stage, the parameters associated with $\Gamma_{N^* \rightarrow MB}$ and $v_{MB,M'B'}$ will be refined and the parameters of $h_{\pi\pi N}$ are then determined. The dynamical coupled-channel calculations for such more extensive fits are numerically more complex, as explained in Ref. [3].

In this work we report on the results from our first-stage determination of the parameters of $\Gamma_{N^* \rightarrow MB}$ and $v_{MB,M'B'}$ of Eqs.(2)-(3) with $MB, M'B' = \pi N, \eta N, \pi\Delta, \rho N, \sigma N$. We proceed in two steps. We first locate the range of the model parameters by fitting as much as possible the empirical πN elastic scattering amplitudes up to $W = 2$ GeV of SAID [33]. We then refine and confirm the resulting parameters by directly comparing our predictions with the original πN scattering data. Our procedures are similar to what have been used in determining the nucleon-nucleon (NN) potentials [34] from fitting NN scattering data.

The constructed model can describe well almost all of the empirical πN amplitudes in S , P , D , and F partial waves of SAID [33]. We then show that the predicted differential cross sections and target polarization asymmetry are in good agreement with the original data of elastic $\pi^\pm p \rightarrow \pi^\pm p$ and charge-exchange $\pi^- p \rightarrow \pi^0 n$ processes. Furthermore the predicted total cross sections of the πN reactions and $\pi N \rightarrow \eta N$ reactions agree well with the data. Thus the constructed model is at least comparable to, if not better than, all of the recent πN models [11, 12, 13, 19, 20, 22, 23, 24, 26]. It can be used to perform a first-stage extraction of the $\gamma N \rightarrow N^*$ parameters by analyzing the photo- and electro-production of *single* π meson. It has also provided us with a starting point for performing the second-stage determination of the model parameters by also fitting the data of $\pi N \rightarrow \pi\pi N$ reactions. Our efforts in these directions are in progress and will be reported elsewhere.

In Section II, we recall the coupled-channel equations presented in Ref. [3]. The calcula-

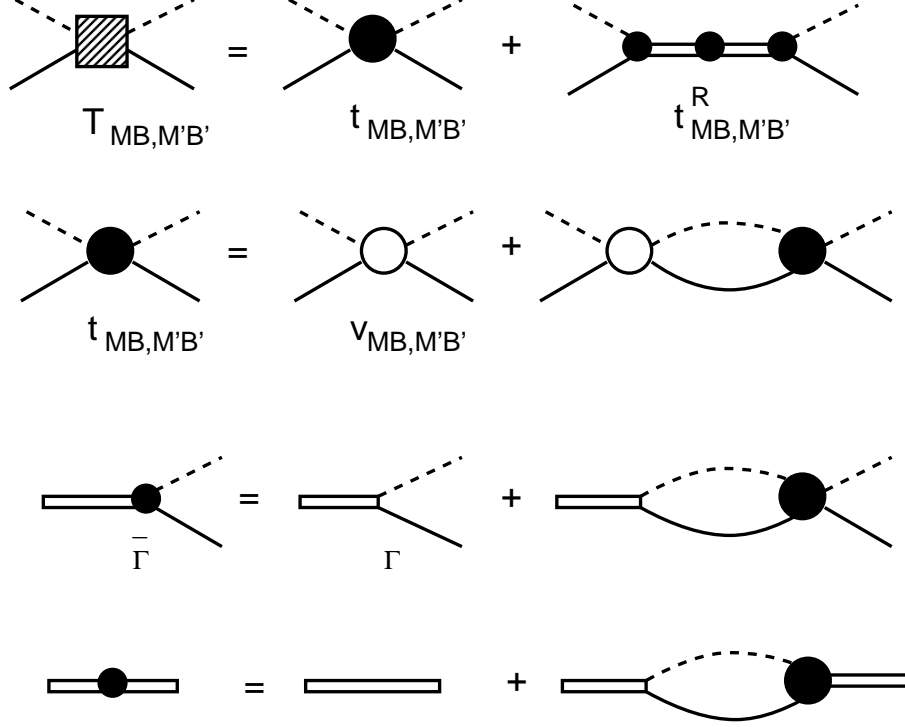


FIG. 1: Graphical representation of Eqs.(5)-(21).

tions performed in this work are described in Section III. The fitting procedure is described in Section IV and the results are presented in Section V. In Section VI we give a summary and discuss future developments.

II. DYNAMICAL COUPLED-CHANNEL EQUATIONS

With the simplification that $\pi\pi N$ interaction $h_{\pi\pi N}$ of Eq. (4) is set to zero, the meson-baryon (MB) scattering equations derived in Ref. [3] are illustrated in Fig. 1. Explicitly, they are defined by the following equations

$$T_{MB,M'B'}(E) = t_{MB,M'B'}(E) + t_{MB,M'B'}^R(E), \quad (5)$$

where $MB = \pi N, \eta N, \pi\Delta, \rho N, \sigma N$. The full amplitudes $T_{\pi N, \pi N}(E)$ can be directly used to calculate πN scattering observables. The non-resonant amplitude $t_{MB,M'B'}(E)$ in Eq. (5) is defined by the coupled-channel equations,

$$t_{MB,M'B'}(E) = V_{MB,M'B'}(E) + \sum_{M''B''} V_{MB,M''B''}(E) G_{M''B''}(E) t_{M''B'',M'B'}(E) \quad (6)$$

with

$$V_{MB,M'B'}(E) = v_{MB,M'B'} + Z_{MB,M'B'}^{(E)}(E). \quad (7)$$

Here the interactions $v_{MB,M'B'}$ are derived from the tree-diagrams illustrated in Fig. 2 by using a unitary transformation method [13, 27]. It is energy independent and free of singularity. On the other hand, $Z_{MB,M'B'}^{(E)}(E)$ is induced by the decays of the unstable particles

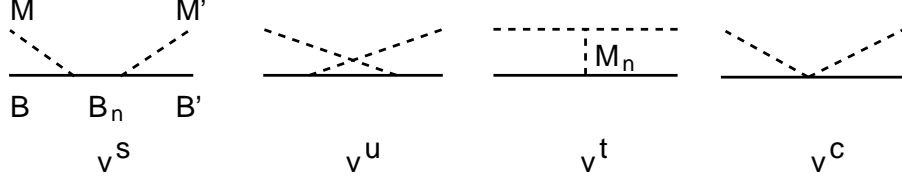


FIG. 2: Mechanisms for $v_{MB,M'B'}$ of Eq. (7): v^s direct s-channel, v^u crossed u-channel, v^t one-particle-exchange t-channel, v^c contact interactions.

FIG. 3: One-particle-exchange interactions $Z_{\pi\Delta,\pi\Delta}^{(E)}$, $Z_{\rho N,\pi\Delta}^{(E)}$ and $Z_{\sigma N,\pi\Delta}^{(E)}$ of Eq. (7).

(Δ, ρ, σ) and thus contains *moving* singularities due to the $\pi\pi N$ cuts, as illustrated in Fig.3. Here we note that if the $\pi\pi N$ interaction term $h_{\pi\pi N}$ of Eq.(4) is included, the driving term Eq. (7) will have an additional term $Z_{MB,M'B'}^{(I)}(E)$ which involves a 3-3 $\pi\pi N$ amplitude $t_{\pi\pi N,\pi\pi N}$, as given in Ref. [3], and hence is much more difficult to calculate. As explained in Section I, we neglect this term in this first-stage fit to the πN scattering data.

The second term in the right-hand-side of Eq. (5) is the resonant term defined by

$$t_{MB,M'B'}^R(E) = \sum_{N_i^*, N_j^*} \bar{\Gamma}_{MB \rightarrow N_i^*}(E) [D(E)]_{i,j} \bar{\Gamma}_{N_j^* \rightarrow M'B'}(E), \quad (8)$$

with

$$[D^{-1}(E)]_{i,j} = (E - M_{N_i^*}^0) \delta_{i,j} - \bar{\Sigma}_{i,j}(E), \quad (9)$$

where $M_{N^*}^0$ is the bare mass of the resonant state N^* , and the self-energies are

$$\bar{\Sigma}_{i,j}(E) = \sum_{MB} \Gamma_{N_i^* \rightarrow MB} G_{MB}(E) \bar{\Gamma}_{MB \rightarrow N_j^*}(E). \quad (10)$$

The dressed vertex interactions in Eq. (8) and Eq. (10) are (defining $\Gamma_{MB \rightarrow N^*} = \Gamma_{N^* \rightarrow MB}^\dagger$)

$$\bar{\Gamma}_{MB \rightarrow N^*}(E) = \Gamma_{MB \rightarrow N^*} + \sum_{M'B'} t_{MB,M'B'}(E) G_{M'B'}(E) \Gamma_{M'B' \rightarrow N^*}, \quad (11)$$

$$\bar{\Gamma}_{N^* \rightarrow MB}(E) = \Gamma_{N^* \rightarrow MB} + \sum_{M'B'} \Gamma_{N^* \rightarrow M'B'} G_{M'B'}(E) t_{M'B',MB}(E). \quad (12)$$

It is useful to mention here that if there is only one N^* in the considered partial wave, the resonant amplitude (Eq. (8)) can be written as

$$t_{MB,M'B'}^R(E) = \frac{\bar{\Gamma}_{MB \rightarrow N_1^*}(E) \bar{\Gamma}_{N_1^* \rightarrow M'B'}(E)}{E - E_R(E) + i \frac{\Gamma_R(E)}{2}} \quad (13)$$

with

$$E_R(E) = M_{N^*}^0 + \text{Re}[\bar{\Sigma}(E)], \quad (14)$$

$$\Gamma_R(E) = -2 \text{Im}[\bar{\Sigma}(E)], \quad (15)$$

where,

$$\bar{\Sigma}(E) = \sum_{MB} \Gamma_{N^* \rightarrow MB} G_{MB}(E) \left\{ \sum_{M'B'} [\delta_{MB, M'B'} + t_{MB, M'B'}(E) G_{M'B'}(E)] \right\} \Gamma_{M'B' \rightarrow N^*}(E). \quad (16)$$

The form Eq. (13) is similar to the commonly used Breit-Wigner form, but the resonance position $E_R(E)$ and width $\Gamma_R(E)$ are determined by the $N^* \rightarrow MB$ vertex and the non-resonant amplitude $t_{MB, M'B'}$. This is the consequence of the unitarity condition and is an important and well known feature of a dynamical approach. Namely, the resonance amplitude necessarily includes the non-resonant mechanisms. This feature is consistent with the well developed formal reaction theory [29]. Eq. (16) indicates that it is essential to understand the non-resonant mechanisms in extracting the bare vertex functions $\Gamma_{N^*, MB}$ which contain the information for exploring the N^* structure. The parameterization used for $\Gamma_{N^*, MB}$ will be explained in Section III. We also note here that the energy dependence of $E_R(E)$ and $\Gamma_R(E)$, defined by Eqs (14)-(15), is essential in determining the resonance poles in the complex E-plane.

The meson-baryon propagators G_{MB} in the above equations are

$$G_{MB}(k, E) = \frac{1}{E - E_M(k) - E_B(k) + i\epsilon} \quad (17)$$

for the stable particle channels $MB = \pi N, \eta N$, and

$$G_{MB}(k, E) = \frac{1}{E - E_M(k) - E_B(k) - \Sigma_{MB}(k, E)} \quad (18)$$

for the unstable particle channels $MB = \pi\Delta, \rho N, \sigma N$. The self-energies [36] in Eq. (18) are

$$\Sigma_{\pi\Delta}(k, E) = \frac{m_\Delta}{E_\Delta(k)} \int q^2 dq \frac{M_{\pi N}(q)}{[M_{\pi N}^2(q) + k^2]^{1/2}} \frac{|f_{\Delta, \pi N}(q)|^2}{E - E_\pi(k) - [(E_N(q) + E_\pi(q))^2 + k^2]^{1/2} + i\epsilon}, \quad (19)$$

$$\Sigma_{\rho N}(k, E) = \frac{m_\rho}{E_\rho(k)} \int q^2 dq \frac{M_{\pi\pi}(q)}{[M_{\pi\pi}^2(q) + k^2]^{1/2}} \frac{|f_{\rho, \pi\pi}(q)|^2}{E - E_N(k) - [(2E_\pi(q))^2 + k^2]^{1/2} + i\epsilon}, \quad (20)$$

$$\Sigma_{\sigma N}(k, E) = \frac{m_\sigma}{E_\sigma(k)} \int q^2 dq \frac{M_{\pi\pi}(q)}{[M_{\pi\pi}^2(q) + k^2]^{1/2}} \frac{|f_{\sigma, \pi\pi}(q)|^2}{E - E_N(k) - [(2E_\pi(q))^2 + k^2]^{1/2} + i\epsilon}, \quad (21)$$

where $M_{\pi N}(q) = E_\pi(q) + E_N(q)$ and $M_{\pi\pi}(q) = 2E_\pi(q)$. The vertex function $f_{\Delta, \pi N}(q)$ is taken from Ref. [13], $f_{\rho, \pi\pi}(q)$ and $f_{\sigma, \pi\pi}(q)$ are from the isobar fits [32] to the $\pi\pi$ phase shifts. They are also given explicitly in [3].

Here we note that the driving term $Z_{MB, M'B'}^{(E)}$ of Eq. (7) is also determined by the same vertex functions $f_{\Delta, \pi N}(q)$, $f_{\rho, \pi\pi}(q)$ and $f_{\sigma, \pi\pi}(q)$ of Eqs. (19)-(21). This consistency is essential for the solutions of Eq. (6) to satisfy the unitarity condition.

III. CALCULATIONS

We solve the coupled-channel equations defined by Eqs.(5)-(21) in the partial-wave representation. The input of these equations are the partial-wave matrix elements of $\Gamma_{N^* \rightarrow MB}$ and $v_{MB,M'B'}$ of Eqs.(2)-(3), with $MB, M'B' = \pi N, \eta N, \pi\Delta, \rho N, \sigma N$, and $Z_{MB,M'B'}^{(E)}$ of Eq. (7) with $MB, M'B' = \pi\Delta, \rho N, \sigma N$. The calculations of these matrix elements have been given explicitly in the appendices of Ref. [3]. Here we only mention a few points which are needed for later discussions.

In deriving the non-resonant interactions $v_{MB,M'B'}$ of Eq. (7) we consider the tree-diagrams (Fig. 2) generated from a set of Lagrangians with $\pi, \eta, \sigma, \rho, \omega, N$, and Δ fields. The higher mass mesons, such as a_0, a_1 included in other meson-exchange πN models, such as the Jülich model [19], are not considered. The employed Lagrangians are (in the convention of Bjorken and Drell [37])

$$L_{\pi NN} = -\frac{f_{\pi NN}}{m_\pi} \bar{\psi}_N \gamma_\mu \gamma_5 \vec{\tau} \psi_N \cdot \partial^\mu \vec{\phi}_\pi, \quad (22)$$

$$L_{\pi N\Delta} = -\frac{f_{\pi N\Delta}}{m_\pi} \bar{\psi}_\Delta^\mu \vec{T} \psi_N \cdot \partial_\mu \vec{\phi}_\pi, \quad (23)$$

$$L_{\pi\Delta\Delta} = \frac{f_{\pi\Delta\Delta}}{m_\pi} \bar{\psi}_{\Delta\mu} \gamma^\nu \gamma_5 \vec{T}_\Delta \psi_\Delta^\mu \cdot \partial_\nu \vec{\phi}_\pi, \quad (24)$$

$$L_{\eta NN} = -\frac{f_{\eta NN}}{m_\eta} \bar{\psi}_N \gamma_\mu \gamma_5 \psi_N \partial^\mu \phi_\eta. \quad (25)$$

$$L_{\rho NN} = g_{\rho NN} \bar{\psi}_N [\gamma_\mu - \frac{\kappa_\rho}{2m_N} \sigma_{\mu\nu} \partial^\nu] \vec{\rho}^\mu \cdot \frac{\vec{\tau}}{2} \psi_N, \quad (26)$$

$$L_{\rho N\Delta} = -i \frac{f_{\rho N\Delta}}{m_\rho} \bar{\psi}_\Delta^\mu \gamma^\nu \gamma_5 \vec{T} \cdot [\partial_\mu \vec{\rho}_\nu - \partial_\nu \vec{\rho}_\mu] \psi_N + [h.c.], \quad (27)$$

$$L_{\rho\Delta\Delta} = g_{\rho\Delta\Delta} \bar{\psi}_{\Delta\alpha} [\gamma^\mu - \frac{\kappa_{\rho\Delta\Delta}}{2m_\Delta} \sigma^{\mu\nu} \partial_\nu] \vec{\rho}_\mu \cdot \vec{T}_\Delta \psi_\Delta^\alpha, \quad (28)$$

$$L_{\rho\pi\pi} = g_{\rho\pi\pi} [\vec{\phi}_\pi \times \partial_\mu \vec{\phi}_\pi] \cdot \vec{\rho}^\mu, \quad (29)$$

$$L_{NN\rho\pi} = \frac{f_{\pi NN}}{m_\pi} g_{\rho NN} \bar{\psi}_N \gamma_\mu \gamma_5 \vec{\tau} \psi_N \cdot \vec{\rho}^\mu \times \vec{\phi}_\pi, \quad (30)$$

$$L_{NN\rho\rho} = -\frac{\kappa_\rho g_{\rho NN}^2}{8m_N} \bar{\psi}_N \sigma^{\mu\nu} \vec{\tau} \psi_N \cdot \vec{\rho}_\mu \times \vec{\rho}_\nu. \quad (31)$$

$$L_{\omega NN} = g_{\omega NN} \bar{\psi}_N [\gamma_\mu - \frac{\kappa_\omega}{2m_N} \sigma_{\mu\nu} \partial^\nu] \omega^\mu \psi_N, \quad (32)$$

$$L_{\omega\pi\rho} = -\frac{g_{\omega\pi\rho}}{m_\omega} \epsilon_{\mu\alpha\lambda\nu} \partial^\alpha \vec{\rho}^\mu \partial^\lambda \vec{\phi}_\pi \omega^\nu, \quad (33)$$

$$L_{\sigma NN} = g_{\sigma NN} \bar{\psi}_N \psi_N \phi_\sigma \quad (34)$$

$$L_{\sigma\pi\pi} = -\frac{g_{\sigma\pi\pi}}{2m_\pi} \partial^\mu \vec{\phi}_\pi \partial_\mu \vec{\phi}_\pi \phi_\sigma. \quad (35)$$

To solve the coupled-channel equations, Eq. (6), we need to regularize the matrix elements of $v_{MB,M'B'}$, illustrated in Fig. 2. Here we follow Ref. [13] in order to use the parameters determined in the Δ (1232) region as the starting parameters in our fits. For the v^s and v^u terms of Fig. 2, we include at each meson-baryon-baryon vertex a form factor of the following form

$$F(\vec{k}, \Lambda) = [\vec{k}^2 / (\vec{k}^2 + \Lambda^2)]^2 \quad (36)$$

with \vec{k} being the meson momentum. For the meson-meson-meson vertex of v^t of Fig. 2, the form Eq. (36) is also used with \vec{k} being the momentum of the exchanged meson. For the contact term v^c , we regularize it by $F(\vec{k}, \Lambda)F(\vec{k}', \Lambda')$.

With the non-resonant amplitudes generated from solving Eq. (6), the resonant amplitude $t_{MB,M'B'}^R$ Eq. (8) then depends on the bare mass $M_{N^*}^0$ and the bare $N^* \rightarrow MB$ vertex functions. As discussed in Ref. [3], these bare N^* parameters can perhaps be taken from a hadron structure calculation which *does not* include coupling with meson-baryon continuum states or meson-exchange quark interactions. Unfortunately, such information is not available to us. We thus use the following parameterization

$$\Gamma_{N^*,MB(LS)}(k) = \frac{1}{(2\pi)^{3/2}} \frac{1}{\sqrt{m_N}} C_{N^*,MB(LS)} \left[\frac{\Lambda_{N^*,MB(LS)}^2}{\Lambda_{N^*,MB(LS)}^2 + (k - k_R)^2} \right]^{(2+L/2)} \left[\frac{k}{m_\pi} \right]^L \quad (37)$$

where L and S are the orbital angular momentum and the total spin of the MB system, respectively. The above parameterization accounts for the threshold k^L dependence and the right power $(2 + L/2)$ such that the integration for calculating the dressed vertex Eq. (11)-(12) is finite. Nevertheless as we will discuss in Section V this parameterization could be too naive.

The partial-wave quantum numbers for the considered channels are listed in Table I. The numerical methods for handling the moving singularities due to the $\pi\pi N$ cuts in $Z_{MB,M'B'}^{(E)}$ (Fig. 3) in solving Eq. (6) are explained in detail in Ref [3]. To get the πN elastic scattering amplitudes, we can use either the method of contour rotation by solving the equations on the complex momentum axis $k = ke^{-i\theta}$ with $\theta > 0$ or the Spline-function method developed in Refs. [38, 39] and explained in detail in Ref. [3]. We perform the calculations using these two very different methods and they agree within less than 1%. When $Z_{MB,M'B'}^{(E)}$ is neglected, Eq. (6) can be solved by the standard subtraction method since the resonant propagators, Eqs. (18), for unstable particle channels $\pi\Delta$, ρN , and σN are free of singularity on the real momentum axis. A code for this simplified case has also been developed to confirm the results from using the other two methods.

The method of contour rotation becomes difficult at high W since the required rotation angle θ is very small. The Spline function method has no such limitation and we can perform calculations at $W > 1.9$ GeV without any difficulty. Typically, 24 and 32 mesh points are needed to get convergent solutions of the coupled-channel integral equation (6). Such mesh points are also needed to get stable integrations in evaluating the dressed resonance quantities Eqs. (10)-(12).

	(LS) of the considered partial waves				
	πN	ηN	$\pi\Delta$	σN	ρN
S_{11}	$(0, \frac{1}{2})$	$(0, \frac{1}{2})$	$(2, \frac{3}{2})$	$(1, \frac{1}{2})$	$(0, \frac{1}{2}), (2, \frac{3}{2})$
S_{31}	$(0, \frac{1}{2})$	—	$(2, \frac{3}{2})$	—	$(0, \frac{1}{2}), (2, \frac{3}{2})$
P_{11}	$(1, \frac{1}{2})$	$(1, \frac{1}{2})$	$(1, \frac{3}{2})$	$(0, \frac{1}{2})$	$(1, \frac{1}{2}), (1, \frac{3}{2})$
P_{13}	$(1, \frac{1}{2})$	$(1, \frac{1}{2})$	$(1, \frac{3}{2}), (3, \frac{3}{2})$	$(2, \frac{1}{2})$	$(1, \frac{1}{2}), (1, \frac{3}{2}), (3, \frac{3}{2})$
P_{31}	$(1, \frac{1}{2})$	—	$(1, \frac{3}{2})$	—	$(1, \frac{1}{2}), (1, \frac{3}{2})$
P_{33}	$(1, \frac{1}{2})$	—	$(1, \frac{3}{2}), (3, \frac{3}{2})$	—	$(1, \frac{1}{2}), (1, \frac{3}{2}), (3, \frac{3}{2})$
D_{13}	$(2, \frac{1}{2})$	$(2, \frac{1}{2})$	$(0, \frac{3}{2}), (2, \frac{3}{2})$	$(1, \frac{1}{2})$	$(2, \frac{1}{2}), (0, \frac{3}{2}), (4, \frac{3}{2})$
D_{15}	$(2, \frac{1}{2})$	$(2, \frac{1}{2})$	$(2, \frac{3}{2}), (4, \frac{3}{2})$	$(3, \frac{1}{2})$	$(2, \frac{1}{2}), (2, \frac{3}{2}), (4, \frac{3}{2})$
D_{33}	$(2, \frac{1}{2})$	—	$(0, \frac{3}{2}), (2, \frac{3}{2})$	—	$(2, \frac{1}{2}), (0, \frac{3}{2}), (2, \frac{3}{2})$
D_{35}	$(2, \frac{1}{2})$	—	$(2, \frac{3}{2}), (4, \frac{3}{2})$	—	$(2, \frac{1}{2}), (2, \frac{3}{2}), (4, \frac{3}{2})$
F_{15}	$(3, \frac{1}{2})$	$(3, \frac{1}{2})$	$(1, \frac{3}{2}), (3, \frac{3}{2})$	$(2, \frac{1}{2})$	$(3, \frac{1}{2}), (1, \frac{3}{2}), (3, \frac{3}{2})$
F_{17}	$(3, \frac{1}{2})$	$(3, \frac{1}{2})$	$(3, \frac{3}{2}), (5, \frac{3}{2})$	$(4, \frac{1}{2})$	$(3, \frac{1}{2}), (3, \frac{3}{2}), (5, \frac{3}{2})$
F_{35}	$(3, \frac{1}{2})$	—	$(1, \frac{3}{2}), (3, \frac{3}{2})$	—	$(3, \frac{1}{2}), (1, \frac{3}{2}), (3, \frac{3}{2})$
F_{37}	$(3, \frac{1}{2})$	—	$(3, \frac{3}{2}), (5, \frac{3}{2})$	—	$(3, \frac{1}{2}), (3, \frac{3}{2}), (5, \frac{3}{2})$

TABLE I: The orbital angular momentum (L) and total spin (S) of the partial waves included in solving the coupled channel Equation (6).

IV. FITTING PROCEDURE

With the specifications given in Section III, the parameters associated with $Z_{MB,M'B'}^{(E)}$ of Eq. (7) are completely determined from fitting the $\pi\pi$ phase shifts in Refs. [13] and [32]. Thus the considered model has the following parameters: (a) the coupling constants associated with the Lagrangians listed in Eqs. (22)-(35), (b) the cutoff Λ for each vertex of $v_{MB,M'B'}$ (Fig. 2), (c) the coupling strength $C_{N^*,MB(LS)}$ and range k_R and $\Lambda_{N^*,MB(LS)}$ of the bare $N^* \rightarrow MB$ vertex Eq. (37), and (d) the bare mass $M_{N^*}^0$ of each N^* state. We determine these by fitting the πN scattering data.

Our fitting procedure is as follows. We first perform fits to the πN scattering data up to about 1.4 GeV and including only one bare state, the Δ (1232) resonance. In these fits, the starting coupling constant parameters of $v_{MB,M'B'}$ are taken from the previous studies of πN and NN scattering, which are also given in Ref. [3]. Except the πNN coupling constant $f_{\pi NN}$ all coupling constants and the cutoff parameters are allowed to vary in the χ^2 -fit to the πN data. The coupled-channel effects can shift the coupling constants greatly from their starting values. We try to minimize these shifts by allowing the cutoff parameters to vary in a very wide range $500 \text{ MeV} < \Lambda < 2000 \text{ MeV}$. Some signs of coupling constants, which could not be fixed by the previous works [40], are also allowed to change. We then use the parameters from these fits at low energies as the starting ones to fit the amplitudes up to 2 GeV by also adjusting the resonance parameters, $M_{N^*}^0$, $C_{N^*,MB(LS)}$, k_R and $\Lambda_{N^*,MB(LS)}$. Here we need to specify the number of bare N^* states in each partial wave. The simplest approach is to assume that each of 3-star and 4-star resonances listed by the Particle Data Group [35] is generated from a bare N^* state of the model Hamiltonian Eq. (1). However, this choice is perhaps not well justified since the situation of the higher mass N^* 's is not so clear.

We thus start the fits including only the bare states which generate the *lowest* and well-established N^* resonance in each partial wave. The second higher mass bare state is then included when a good fit can not be achieved. We also impose the condition that if the resulting $M_{N^*}^0$ is too high > 2.5 GeV, we remove such a bare state in the fit. This is due to the consideration that the interactions due to such a heavy bare N^* state could be just the separable representation of some non-resonant mechanisms which should be included in $v_{MB,M'B'}$. In some partial waves the quality of the fits is not very sensitive to the N^* couplings to $\pi\Delta$, ρN , and σN . But the freedom of varying these coupling parameters is needed to achieve good fits.

It is rather difficult to fit all partial waves simultaneously because the number of resonance parameters to be determined is very large. We proceed as follows. We first fit only 3 or 4 partial waves which have well established resonant states, and whose amplitudes have an involved energy dependence. These are the S_{11} , P_{11} , S_{31} and P_{33} partial waves. These fits are aimed at identifying the possible ranges of the parameters associated with $v_{MB,M'B'}$. This step is most difficult and time consuming. We then gradually extend the fits to include more partial waves. For some cases, the fits can be reached easily by simply adjusting the bare N^* parameters. But it often requires some adjustments of the non-resonance parameters to obtain new fits. This procedure has to be repeated many times to explore the parameter space as much as we can. We carry out this very involved numerical task by using the fitting code MINUIT and the parallel computation facilities at NERSC in US and the Barcelona Supercomputing Center in Spain.

The most uncertain part of the fitting is to handle the large number of parameters associated with the bare N^* states. Here the use of the empirical partial-wave amplitudes from SAID is an essential step in the fit. It allows us to locate the ranges of the N^* parameters partial-wave by partial-wave for a given set of the parameters for the non-resonant $v_{MB,M'B'}$. Even with this, the information is far from complete for pinning down the N^* parameters. Perhaps the N^* parameters associated with the πN state are reasonably well determined in this fit to the πN scattering data. The parameters associated with ηN , $\pi\Delta$, ρN and σN can only be better determined by also fitting to the data of $\pi N \rightarrow \eta N$ and $\pi N \rightarrow \pi\pi N$ reactions. This will be pursued in our second-stage calculations, as discussed in section I.

It is useful to note here that the leading-order effect due to $Z^{(E)}$ of the meson-baryon interaction Eq. (7) on πN elastic scattering is

$$\delta v_{\pi N, \pi N} = \sum_{MB, M'B'=\pi\Delta, \rho N, \sigma N} v_{\pi N, MB} G_{MB}(E) Z_{MB, M'B'}^{(E)} G_{M'B'}(E) v_{M'B', \pi N}. \quad (38)$$

We have found by explicit numerical calculations that $\delta v_{\pi N, \pi N}$ is much weaker than $v_{\pi N, \pi N}$ and hence the coupled channel effects due to $Z_{MB, M'B'}^{(E)}$ on πN elastic scattering amplitude are weak. One example obtained from our model is shown in Table II. Thus we first perform the fits without including $Z^{(E)}$ term to speed up the computation. We then refine the parameters by including this term in the fits.

V. RESULTS

As mentioned in section I, we first locate the range of the parameters by fitting the empirical πN scattering amplitude of SAID [33]. We then check and refine the resulting parameters by directly comparing our predictions with the original πN scattering data.

	$\text{Re}[t_{\pi N, \pi N}]$	$\text{Re}[t_{\pi N, \pi N}(Z^{(E)} = 0)]$		$\text{Im}[t_{\pi N, \pi N}]$	$\text{Im}[t_{\pi N, \pi N}(Z^{(E)} = 0)]$
S_{11}	-0.00481	-0.00557		0.0841	0.0827
P_{11}	0.0937	0.103		0.636	0.640
P_{13}	0.169	0.181		0.275	0.275
D_{13}	0.202	0.194		0.299	0.309
D_{15}	0.117	0.116		0.0179	0.0179
F_{15}	0.290	0.291		0.157	0.155
F_{17}	0.0360	0.0359		0.00293	0.00289
S_{31}	-0.433	-0.437		0.496	0.504
P_{31}	-0.253	-0.230		0.434	0.448
P_{33}	0.0506	0.0306		0.510	0.457
D_{33}	-0.00504	-0.0135		0.106	0.104
D_{35}	0.0551	0.0551		0.0540	0.0537
F_{35}	-0.0214	-0.0229		0.0259	0.0283
F_{37}	0.0625	0.0626		0.00502	0.00512

TABLE II: The effect of $Z_{MB, M'B'}^{(E)}$ on the πN scattering amplitudes $t_{\pi N, \pi N}$ from solving Eq. (6) at $W = 1.7$ GeV. The normalization is $t_{\pi N, \pi N} = (e^{2i\delta_{\pi N}} - 1)/(2i)$, where $\delta_{\pi N}$ is the πN scattering phase shift which could be complex at energies above the π production threshold.

Our fits to the empirical amplitudes of SAID [33] are given in Figs. 4-5 and Figs. 6-7 for the $T = 1/2$ and $T = 3/2$ partial waves, respectively. The resulting parameters are presented in Appendix I. The parameters associated with the non-resonant interactions, $v_{MB, M'B'}$ with $MB, M'B' = \pi N, \eta N, \pi \Delta, \rho N, \sigma N$, are given in Table III for the coupling constants of the starting Lagrangian Eqs.(22)-(35) and Table IV for the cutoffs of the form factors defined by Eq. (36). The resulting bare N^* parameters are listed in Tables V-VII

From Figs. 4-7, one can see that the empirical πN amplitudes can be fitted very well. The most significant discrepancies are in the imaginary part of S_{31} in Fig.7. The agreement is also poor for the F_{17} in Fig.4-5 and D_{35} in Figs.6-7, but there are rather large errors in the data. Our parameters are therefore checked by directly comparing our predictions with the data of differential cross sections $d\sigma/d\Omega$ and target polarization asymmetry P of elastic $\pi^\pm p \rightarrow \pi^\pm p$ and charge-exchange $\pi^- p \rightarrow \pi^0 n$ processes. Our results (solid red curves) are shown in Figs.8-12. Clearly, our model is rather consistent with the available data, and are close to the results (dashed blue curves) calculated from the SAID's amplitudes. Thus our model is justified despite the differences with the SAID's amplitudes seen in Fig.4-7.

It will be important to further refine our parameters by fitting the data of other πN scattering observables, such as the recoil polarization and double polarization. Hopefully, such data can be obtained from the new hadron facilities at JPARC in Japan.

Our model is further checked by examining our predictions of the total cross sections σ^{tot} which can be calculated from the forward elastic scattering amplitudes by using the optical theorem. The total elastic scattering cross sections σ^{el} can be calculated from the predicted partial wave amplitudes. With the normalization $\langle \vec{k} | \vec{k}' \rangle = \delta(\vec{k} - \vec{k}')$ used in Ref. [3], we have

$$\sigma^{el}(W) = \sum_{T=1/2, 3/2} \sigma_T^{el}(W) \quad (39)$$

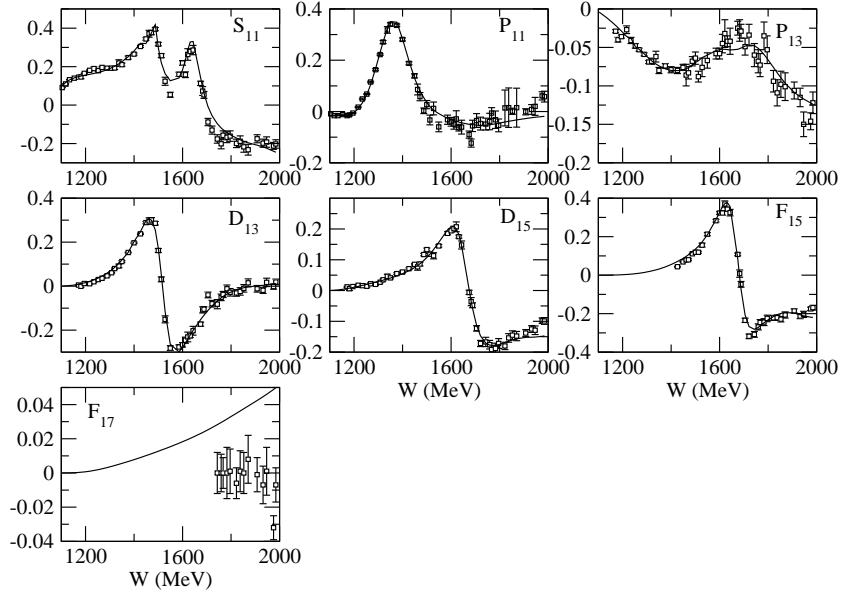


FIG. 4: Real parts of the calculated πN partial wave amplitudes (Eq. (5)) of isospin $T = 1/2$ are compared with the energy independent solutions of Ref. [33].

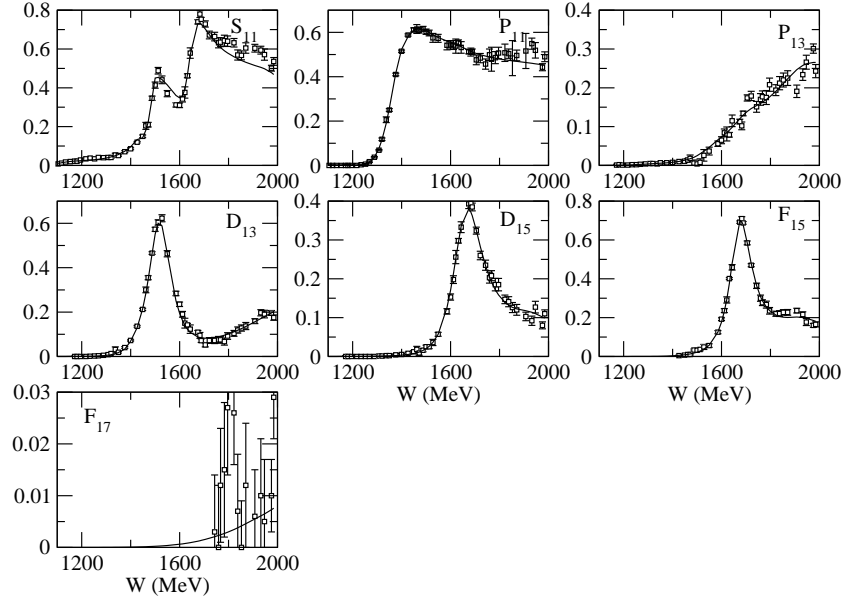


FIG. 5: Imaginary parts of the calculated πN partial wave amplitudes (Eq. (5)) of isospin $T = 1/2$ are compared with the energy independent solutions of Ref. [33].

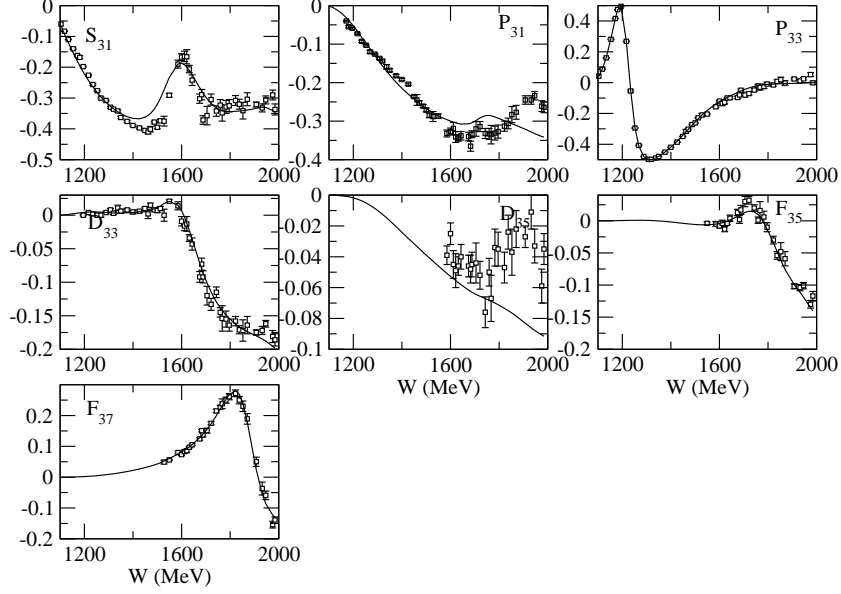


FIG. 6: Real parts of the calculated πN partial wave amplitudes (Eq. (5)) of isospin $T = 3/2$ are compared with the energy independent solutions of Ref. [33].

with

$$\sigma_T^{el}(W) = \frac{(4\pi)^2}{k^2} \rho_{\pi N}(W) \sum_{JLS} \frac{(2J+1)}{2} |T_{\pi N(LS), \pi N(LS)}^{TJ}(k, k, W)|^2, \quad (40)$$

where $\rho_{\pi N}(W) = \pi k E_\pi(k) E_N(k) / W$ with k determined by $W = E_\pi(k) + E_N(k)$ and the amplitude $T_{L'S'(\pi N), LS(\pi N)}^{TJ}(k, k; W)$ is the partial-wave solution of Eq. (5). Similarly, the total $\pi N \rightarrow \eta N$ cross sections can be calculated from

$$\sigma_{\pi N \rightarrow \eta N}^{tot} = \frac{(4\pi)^2}{k^2} \rho_{\pi N}^{1/2}(W) \rho_{\eta N}^{1/2}(W) \sum_{JLS} \frac{(2J+1)}{2} |T_{\eta N(LS), \pi N(LS)}^{T=1/2, J}(k', k, W)|^2 \quad (41)$$

where $\rho_{\eta N}(W) = \pi k' E_\eta(k') E_N(k') / W$ with k' determined by $W = E_\eta(k') + E_N(k')$. We can also calculate the contribution from each of the unstable channels, $\pi\Delta$, ρN , and σN , to the total $\pi N \rightarrow \pi\pi N$ cross sections. For example, we have for the $\pi N \rightarrow \pi\Delta \rightarrow \pi\pi N$ contribution in the center of mass frame

$$\sigma_{\pi\Delta}^{rec}(W) = \int_{m_N+m_\pi}^{W-m_\pi} dM_{\pi N} \frac{M_{\pi N}}{E_\Delta(k)} \frac{\Gamma_{\pi\Delta}(k, E)/(2\pi)}{|W - E_\pi(k) - E_\Delta(k) - \Sigma_{\pi\Delta}(k, E)|^2} \sigma_{\pi N \rightarrow \pi\Delta}(k, W) \quad (42)$$

where k is defined by $M_{\pi N} = E_\pi(k) + E_N(k)$, $E_{\pi N}(k) = [M_{\pi N}^2 + k^2]^{1/2}$, $\Sigma_{\pi\Delta}(k, E)$ is defined in Eq.(19), $\Gamma_{\pi\Delta}(k, E) = -2\text{Im}(\Sigma_{\pi\Delta}(k, E))$, and

$$\sigma_{\pi N \rightarrow \pi\Delta}(k, W) = 4\pi \rho_{\pi N}(k_0) \rho_{\pi\Delta}(k) \sum_{L'S', LS, J} \frac{2J+1}{(2S_N+1)(2S_\pi+1)} |T_{\pi\Delta(L'S'), \pi N(LS)}^J(k, k_0; W)|^2 \quad (43)$$

where k_0 is defined by $W = E_\pi(k_0) + E_N(k_0)$ and $\rho_{ab}(k) = \pi k E_a(k) E_b(k) / W$. The amplitude $T_{L'S'(\pi\Delta), LS(\pi N)}^J(k, k_0; W)$ is the partial-wave solution of Eq.(5). The corresponding

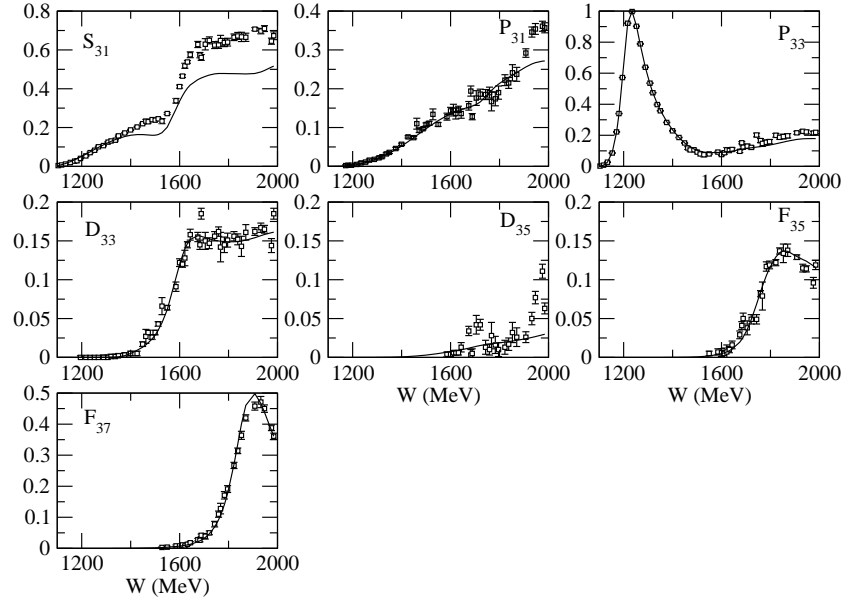


FIG. 7: Imaginary parts of the calculated πN partial wave amplitudes (Eq. (5)) of isospin $T = 3/2$ are compared with the energy independent solutions of Ref. [33].

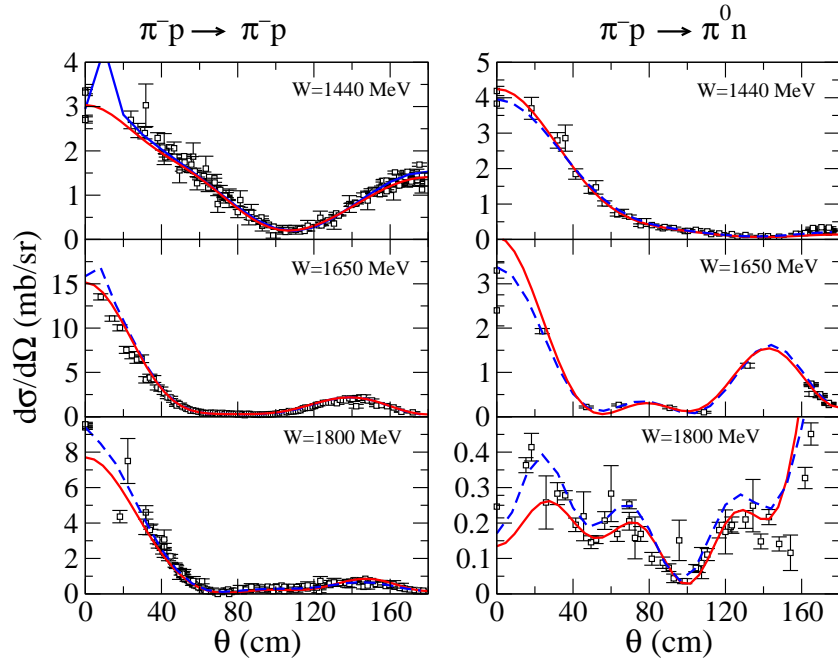


FIG. 8: Differential cross section for several different center of mass energies. Solid red curve corresponds to our model while blue dashed lines correspond to the SP06 solution of SAID [33]. All data have been obtained through the SAID online applications. Ref. [33].

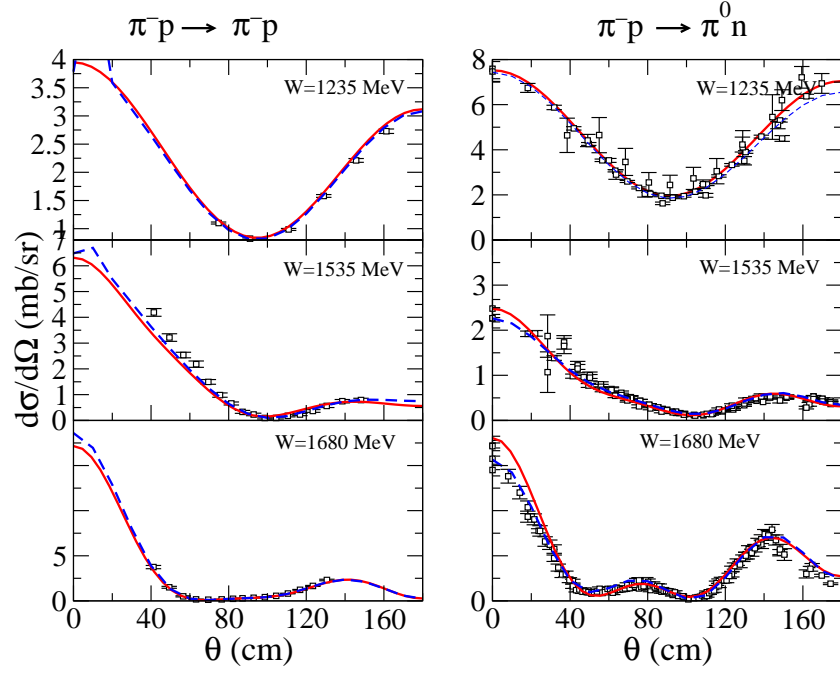


FIG. 9: Differential cross section for several different center of mass energies. Similar description as Fig. 8. All data have been obtained through the SAID online applications. Ref. [33].

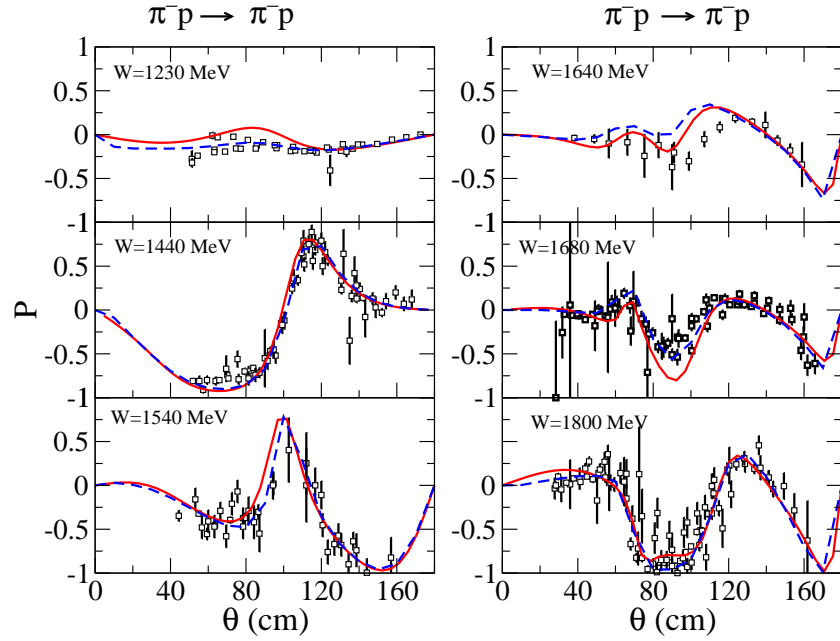


FIG. 10: Target polarization asymmetry, P , for several different center of mass energies. Similar description as Fig. 8. All data have been obtained through the SAID online applications. Ref. [33].

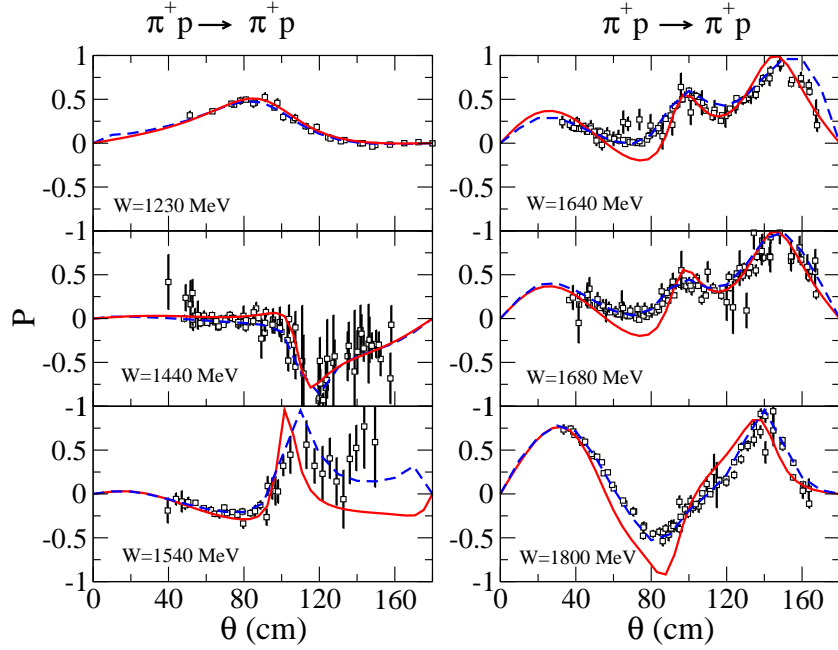


FIG. 11: Target polarization asymmetry, P , for several different center of mass energies. Description as in Fig. 8. All data have been obtained through the SAID online applications. Ref. [33].

expressions for the unstable channels ρN and σN can be obtained from Eqs. (42)-(43) by changing the channel labels.

The predicted σ^{tot} (solid curves) along with the resulting total elastic scattering cross sections σ^{el} compared with the data of $\pi^+ p$ reaction are shown in Fig. 13. Clearly, the model can account for the data very well within the experimental errors. Here only the $T = 3/2$ partial waves are relevant. Equally good agreement with the data for $\pi^- p$ reaction are shown in the left side of Fig. 14. In the right side, we show how the contributions from each channel add up to get the total cross sections. The comparison of the contribution from ηN channel with the data is shown in Fig. 15. It is possible to improve the fit to this data by adjusting $N^* \rightarrow \eta N$ parameters. But this can be done correctly only when the differential cross section data of $\pi N \rightarrow \eta N$ are included in the fit. This is beyond the scope of this work and will be pursued in our second-stage calculations.

The contributions from $\pi\Delta$, ρN and σN intermediate states to the $\pi^- p \rightarrow \pi\pi N$ total cross sections calculated from our model can be seen in the right side of Fig. 14. These predictions remain to be verified by the future experiments. The existing $\pi N \rightarrow \pi\pi N$ data are not sufficient for extracting *model independently* the contributions from each unstable channel.

The results shown in Figs. 13-15 indicate that our parameters are consistent with the total cross section data.

We now discuss the parameters presented in Appendix A. It is rather difficult to compare the resulting non-resonant coupling constants listed in Table III with the values from other works, since the coupling strengths are also determined by the cutoff parameters listed in

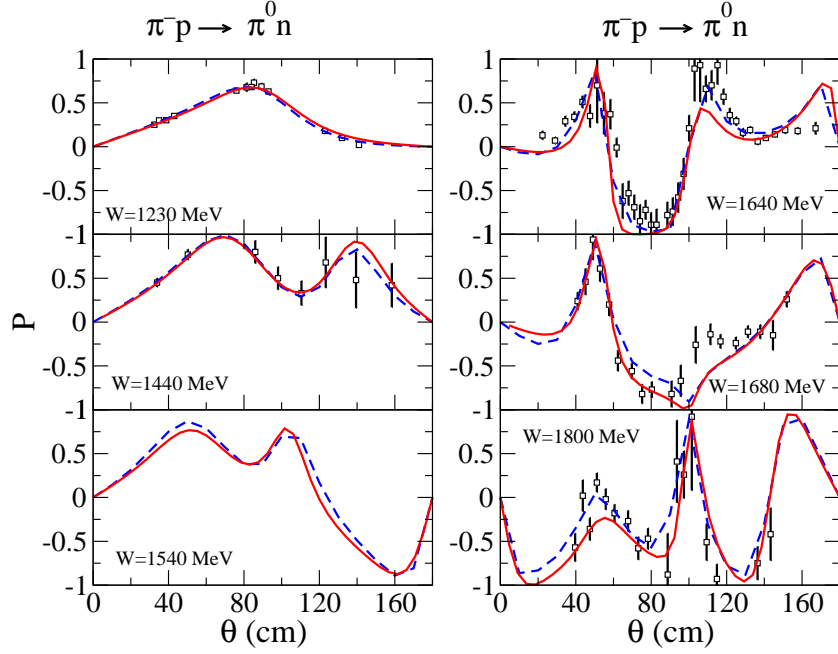


FIG. 12: Target polarization asymmetry, P , for several different center of mass energies. Description as in Fig. 8. All data have been obtained through the SAID online applications. Ref. [33].

Table IV. Perhaps it is possible to narrow their differences by using a different parameterization of the form factors. However, the fit is a rather time consuming process and hence no attempt is made in this work to try other forms of form factors.

In Table V, we see that all of the bare masses are higher than the PDG's resonance positions. This can be understood from the expression Eq. (14) for the partial waves with only one N^* since one finds in general that $Re[\bar{\Sigma}(E)] < 0$. For the S_{11} , P_{11} , P_{33} and D_{13} partial waves, two bare N^* states are mixed by their interactions, as can be seen in Eq. (10). Thus the relation between their bare masses and the resonance positions identified by PDG is much more complex.

As we mentioned above, the fit to πN elastic scattering is can not determine well the bare $N^* \rightarrow \pi\Delta, \rho N, \sigma N$ parameters. Thus the results for these unstable particle channels listed in Tables III-VII must be refined by fitting the $\pi N \rightarrow \pi\pi N$ data.

VI. SUMMARY AND FUTURE DEVELOPMENTS

Within the formulation developed in Ref. [3], we have constructed a dynamical coupled-channel model of πN scattering by fitting the πN scattering data. The parameters of the model are first determined by fitting as much as possible the empirical πN elastic scattering amplitudes of SAID up to 2 GeV. We then refine and confirm the resulting parameters by directly comparing the predicted differential cross section and target polarization asymmetry with the original data of the elastic $\pi^\pm p \rightarrow \pi^\pm p$ and charge-exchange $\pi^- p \rightarrow \pi^0 n$ processes.

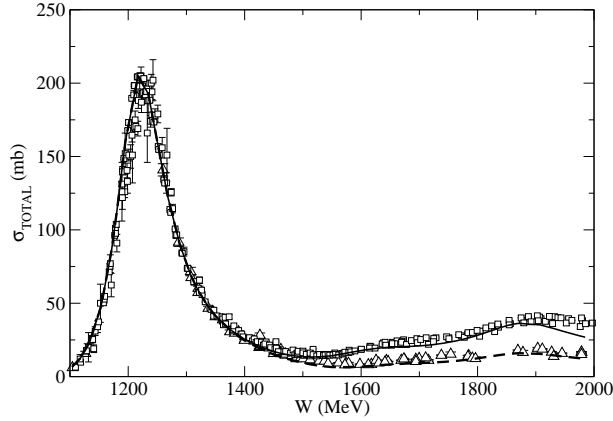


FIG. 13: The predicted total cross sections of the $\pi^+p \rightarrow X$ (solid curve) and $\pi^+p \rightarrow \pi^+p$ (dashed curve) reactions are compared with the data. Squares and triangles are the corresponding data from Ref. [35].

The predicted total cross sections of πN reactions are also in good agreement with the data. The model thus can be used as a starting point for analyzing the very extensive data of electromagnetic π production reactions.

The predicted total cross sections of $\pi N \rightarrow \eta N$ reactions are also in fair agreement with the data. However, the parameters associated with the ηN channel need to be refined to also fit the differential cross section data of $\pi N \rightarrow \eta N$ before the model can be used to analyze the data of electromagnetic η production reactions.

The main shortcoming of this work is that the $\pi\pi N$ interaction term $h_{\pi\pi N}$ of Eq.(4) is not included in the calculations. As derived in Ref. [3], the effects due to this interaction can be included by adding a term $Z_{MB,M'B'}^{(I)}(E)$, which contains the $\pi\pi N \rightarrow \pi\pi N$ scattering amplitude, to the driving term $V_{MB,M'B'}(E)$ of Eq.(6). Our effort in this direction is in progress along with the development of a more complete determination of the parameters of the model by fitting both the data of πN elastic scattering and $\pi N \rightarrow \pi\pi N$ reactions. This is also essential to pin down the parameters of the interactions associated with the $\pi\Delta$, ρN and σN states. Only when this second-stage is completed, we then can perform dynamical coupled-channel analysis of the very extensive and complex data of photo- and electro-production of two pions. This is an essential step to probe the $W > \text{about } 1.7 \text{ GeV}$ resonance region where the information on N^* is very limited and uncertain.

Finally, a necessary next step is to extract the resonance poles and the associated residues from the predicted πN amplitudes. This is being pursued and will be published elsewhere [46].

Acknowledgments

We would like to thank M. Paris for his assistance in using the parallel processors at NERSC and A. Parreño for her help and encouragement to use the BSC. This work is supported by the U.S. Department of Energy, Office of Nuclear Physics Division, under contract

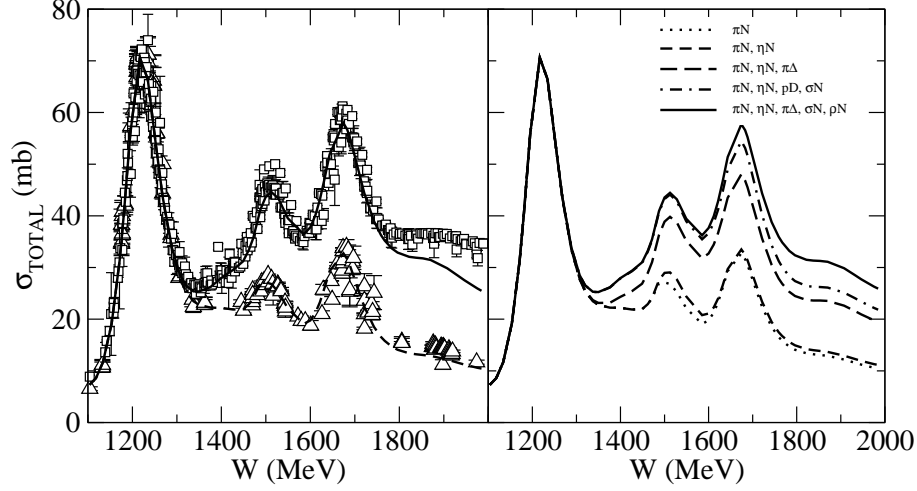


FIG. 14: Left: The predicted total cross sections of the $\pi^-p \rightarrow X$ (solid curve) and $\pi^-p \rightarrow \pi^-p + \pi^0 n$ (dashed curve) reactions are compared with the data. Open squares are the data on $\pi^-p \rightarrow X$ from Ref. [35], open triangles are obtained by adding the $\pi^-p \rightarrow \pi^-p$ and $\pi^-p \rightarrow \pi^0 n$ data obtained from Ref. [35] and SAID database [41] respectively. Right: Show how the predicted contributions from each channel are added up to the predicted total cross sections of the $\pi^-p \rightarrow X$.

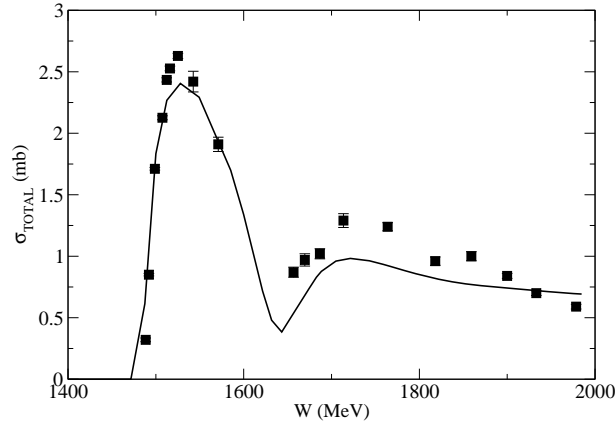


FIG. 15: The predicted total cross sections of $\pi p \rightarrow \eta p$ reaction are compared with the data [42, 43].

No. DE-AC02-06CH11357, and Contract No. DE-AC05-06OR23177 under which Jefferson Science Associates operates Jefferson Lab, and by the Japan Society for the Promotion of Science, Grant-in-Aid for Scientific Research(c) 15540275. This work is also partially supported by Grant No. FIS2005-03142 from MEC (Spain) and FEDER and European Hadron Physics Project RII3-CT-2004-506078. The computations were performed at NERSC (LBNL) and Barcelona Supercomputing Center (BSC/CNS) (Spain). The authors thankfully acknowl-

edges the computer resources, technical expertise and assistance provided by the Barcelona Supercomputing Center - Centro Nacional de Supercomputacion (Spain).

APPENDIX A: PARAMETERS FROM THE FITS

Parameter		SL Model	
$f_{\pi NN}^2/(4\pi)$	0.08	0.08	
m_σ (MeV)	500.1	—	
$f_{\pi N\Delta}$	2.2061	2.0490	
$f_{\eta NN}$	3.8892	—	
$g_{\rho NN}$	8.7214	6.1994	
κ_ρ	2.654	1.8250	
$g_{\omega NN}$	8.0997	10.5	
κ_ω	1.0200	0.0	
$g_{\sigma NN}$	6.8147	—	
$g_{\rho\pi\pi}$	4.	6.1994	
$f_{\pi\Delta\Delta}$	1.0000	—	
$f_{\rho N\Delta}$	7.516	—	
$g_{\sigma\pi\pi}$	2.353	—	
$g_{\omega\pi\rho}$	6.955	—	
$g_{\rho\Delta\Delta}$	3.3016	—	
$k_{\rho\Delta\Delta}$	2.0000	—	

TABLE III: The parameters associated with the Lagrangians Eqs.(22)-(35). The results are from fitting the empirical πN partial-wave amplitudes [33] of a given total isospin $T = 1/2$ or $3/2$. The parameters from the SL model of Ref. [13] are also listed.

Parameter	(MeV)	SL model (MeV)	
$\Lambda_{\pi NN}$	809.05	642.18	
$\Lambda_{\pi N\Delta}$	829.17	648.18	
$\Lambda_{\rho NN}$	1086.7	1229.1	
$\Lambda_{\rho\pi\pi}$	1093.2	1229.1	
$\Lambda_{\omega NN}$	1523.18	—	
$\Lambda_{\eta NN}$	623.56	—	
$\Lambda_{\sigma NN}$	781.16	—	
$\Lambda_{\rho N\Delta}$	1200.0	—	
$\Lambda_{\pi\Delta\Delta}$	600.00	—	
$\Lambda_{\sigma\pi\pi}$	1200.0	—	
$\Lambda_{\omega\pi\rho}$	600.00	—	
$\Lambda_{\rho\Delta\Delta}$	600.00	—	

TABLE IV: Cut-offs of the form factors, Eq. (36), of the non-resonant interaction $v_{MB,M'B'}$. The results are from fitting the empirical πN partial-wave amplitudes [33] of a given total isospin $T = 1/2$ or $3/2$. The parameters from the SL model of Ref. [13] are also listed.

L_{TJ}	PDG's Mass(MeV)	M_1 (MeV)	M_2 (MeV)
S_{11}	1535; 1655	1800.	1880.
S_{31}	1630	1850.	
P_{11}	1440; 1710	1763	2037
P_{13}	1720	1711	
P_{31}	1910	1900.3	
P_{33}	1232; 1600	1391	1602.
D_{13}	1520; 1700	1899.1	1988.
D_{15}	1675	1898	
D_{33}	1700	1976	
D_{35}	1960	—	
F_{15}	1685	2187	
F_{35}	1890	2162	
F_{37}	1930	2137.8	

TABLE V: The masses of the nucleon excited states included in the fits. (second and third columns). The first column contains the masses of the nucleon resonances given by PDG [35].

	πN	ηN	$\pi\Delta$		σN	ρN		
S_{11} (1)	7.0488	9.1000	-1.8526		-2.7945	2.0280	.02736	
S_{11} (2)	9.8244	.60000	.04470		1.1394	-9.5179	-3.0144	
S_{31}	5.275002	—	-6.17463		—	-4.2989	5.63817	
P_{11} (1)	3.91172	2.62103	-9.90545		-7.1617	-5.1570	3.45590	
P_{11} (2)	9.9978	3.6611	-6.9517		8.62949	-2.9550	-0.9448	
P_{13}	3.2702	-.99924	-9.9888	-5.0384	1.0147	-.00343	1.9999	-.08142
P_{31}	6.80277	—	2.11764		—	9.91459	0.15340	
P_{33} (1)	1.31883	—	2.03713	9.53769	—	-.3175	1.0358	0.76619
P_{33} (2)	1.3125	—	1.0783	1.52438	—	2.0118	-1.2490	0.37930
D_{13} (1)	.44527	-.0174	-1.9505	.97755	-.481855	1.1325	-.31396	.17900
D_{13} (2)	.46477	.35700	9.9191	3.8752	-5.4994	.28916	9.6284	-.14089
D_{15}	.31191	-.09594	4.7920	.01988	-.45517	-.17888	1.248	-.10105
D_{33}	.9446	—	3.9993	3.9965	—	.16237	3.948	-.85580
F_{15}	.06223	0.0000	1.0395	.00454	1.5269	-1.0353	1.6065	-.0258
F_{35}	.173934	—	-2.96090	-1.09339	—	-.07581	8.0339	-.06114
F_{37}	0.25378	—	-0.3156	-0.0226	—	.100	.100	.100

TABLE VI: The coupling constants $C_{N^*,JTLS;MB}$ of Eq. (37) with $MB = \pi N, \eta N, \pi\Delta, \sigma N, \rho N$ for each of the resonances. When there are more than one value for $\pi\Delta$ and ρN channels, they correspond to the possible quantum numbers (LS) listed in Table 2.

	πN	ηN	$\pi\Delta$		σN	ρN		
S_{11} (1)	1676.4	598.97	554.04		801.03	1999.8	1893.6	
S_{11} (2)	533.48	500.02	1999.1		1849.5	796.83	500.00	
S_{31}	2000.00	—	500.00		—	500.031	500.00	
P_{11} (1)	1203.62	1654.85	729.0		1793.0	621.998	1698.90	
P_{11} (2)	646.86	897.84	501.26		1161.20	500.06	922.280	
P_{13}	1374.0	500.23	500.00	500.770	640.50	500.00	500.10	1645.2
P_{31}	828.765	—	1999.9		—	1998.8	2000.6	
P_{33} (1)	880.715	—	507.29	501.73	—	606.78	1043.4	528.37
P_{33} (2)	746.205	—	846.37	780.96	—	584.98	500.240	1369.7
D_{13} (1)	1658.	1918.2	976.36	1034.5	1315.8	599.79	1615.1	1499.50
D_{13} (2)	1094.0	678.41	1960.0	660.02	1317.0	550.14	597.57	1408.7
D_{15}	1584.7	1554.0	500.77	820.17	507.07	735.40	749.41	937.53
D_{33}	806.005	—	1359.38	608.090	—	1514.98	1998.99	956.61
F_{15}	1641.6	655.87	1899.5	522.68	500.93	500.76	500.0	1060.9
F_{35}	1035.28	—	1227.999	586.79	—	1514.3	593.84	1506.0
F_{37}	1049.04	—	1180.2	1031.81	—	600.02	600.00	600.02

TABLE VII: The range parameter $\Lambda_{N^*,JTLS;MB}$ (in unit of (MeV/c)) of Eq. (37) with $MB = \pi N, \eta N, \pi\Delta, \sigma N, \rho N$ for each of the resonances. When there are more than one value for $\pi\Delta$ and ρN channels, they correspond to the possible quantum numbers (LS) listed in Table 2.

-
- [1] V. Burkert and T.-S. H. Lee, Int. J. of Mod. Phys. **E13**, 1035 (2004).
 - [2] T.-S. H. Lee and L.C. Smith, J. Phys. G **34**, 1 (2007).
 - [3] A. Matsuyama, T. Sato, T.-S. H. Lee, Phys. Rept. **439**, 193 (2007).
 - [4] R. Aaron, R.D. Amado, and J.E. Young, Phys. Rev. **174**, 2022 (1968).
 - [5] R. Aaron, D.C. Teplitz, R.D. Amado, and J.E. Young, Phys. Rev. **187**, 2047 (1969).
 - [6] R. Aaron and R.D. Amado, Phys. Rev. Lett. **19**, 1316 (1971) ; Phys. Rev. D **7**, 1544 (1973).
 - [7] R. Aaron and R.D. Amado, Phys. Rev. Lett. **18**, 1157 (1973).
 - [8] B.C. Pearce and I.R. Afnan, Phys. Rev. C **34**, 991 (1986); C **40**, 220 (1989).
 - [9] I.R. Afnan and B.C. Pearce, Phys. Rev. C **35**, 737 (1987).
 - [10] I.R. Afnan, Phys. Rev. C **38**, 1792 (1988).
 - [11] B.C. Pearce and B.K. Jennings, Nucl. Phys. **A528**, 655 (1991).
 - [12] F. Gross and Y. Surya, Phys. Rev. C **47**, 703 (1993).
 - [13] T. Sato and T.-S. H. Lee, Phys. Rev. C **54**, 2660 (1996).
 - [14] T. Sato and T.-S. H. Lee, Phys. Rev. C **63**, 055201 (2001).
 - [15] B. Julia-Diaz, T.-S. H. Lee, T. Sato and L. C. Smith, Phys. Rev. C **75**, 015205 (2007).
 - [16] C. Schutz, J.W. Durso, K. Holinde, and J. Speth, Phys. Rev. C **49**, 2671 (1994).
 - [17] C. Schutz, K. Holinde, J. Speth, B.C. Pearce, and J. W. Durso, Phys. Rev. C **51**, 1374 (1995).
 - [18] C. Schutz, J. Haidenbauer, J. Speth, and J.W. Durso, Phys. Rev. C **57**, 1464 (1998).
 - [19] O. Krehl, C. Hanhart, S. Krewald, and J. Speth, Phys. Rev. C **60**, 055206 (1999); C **62**, 025207 (2000).
 - [20] A. M. Gasparyan, J. Haidenbauer, C. Hanhart, J. Speth, Phys. Rev. C **68**, 045207 (2003).
 - [21] C.C. Lee, S.N. Yang, and T.-S. H. Lee, J. Phys. **G17** L131 (1991).
 - [22] C.T. Hung, S.N. Yang, and T.-S. H. Lee, Phys. Rev. C **64**, 034309 (2001).
 - [23] V. Pascalutsa and J.A. Tjon, Phys. Rev. C **61**, 054003 (2000).
 - [24] A.D. Lahiff and I.R. Afnan, Phys. Rev. C **60**, 024608 (1999).
 - [25] A.D. Lahiff and I.R. Afnan, Phys. Rev. C **66**, 044001 (2002).
 - [26] M.G. Fuda and H. Alharbi, Phys. Rev. C **68**, 064002 (2003).
 - [27] M. Kobayashi, T. Sato, and H. Ohtsubo, Prog. Theor. Phys. **98**, 927 (1997).
 - [28] T.-S. H. Lee and A. Matsuyama, Phys. Rev. **C32**, 516 (1985).
 - [29] Herman Feshbach, *Theoretical Nuclear Physics, Nuclear Reactions* (Wiley, New York, 1992)
 - [30] *Modern Three-Hadron Physics*, edited by A.W. Thomas, Topics in Current Physics (Springer-Verlag, 1977)
 - [31] As reviewed by H. Garcilazo and H. Mizutani, *$\pi - NN$ System*, World Scientific (Singapore, 1990).
 - [32] J. A. Johnstone and T.-S. H. Lee, Phys. Rev. C **34**, 243 (1986).
 - [33] R.A. Arndt, I.I. Strakovsky, R.L. Workman, Phys. Rev. C **53**, 430 (1996); Int. J. Mod. Phys. **A18**, 449 (2003).
 - [34] See, for example, R.B. Wiringa, V.G.J. Stoks, R. Schiavilla, Phys. Rev. C **51**, 38 (1995).
 - [35] W. M. Yao *et al.* [Particle Data Group], J. Phys. G **33**, 1 (2006).
 - [36] The Lorentz boost factors for transforming the matrix elements of $\Delta \rightarrow \pi N$ ($\rho, \sigma \rightarrow \pi\pi$) vertex interaction from the πN ($\pi\pi$) to the $\pi\pi N$ center of mass frames, which were not given in Ref. [3], are included here.
 - [37] J. D. Bjorken and S. D. Drell, *Relativistic Quantum Field Theory* (McGraw-Hill, New York,

- 1964).
- [38] A. Matsuyama, Phys. Lett. **B152**, 42 (1984).
 - [39] A. Matsuyama and T.-S. H. Lee, Phys. Rev. C **34**, 1900 (1986).
 - [40] K. Nakayama, Y. Oh, J. Haidenbauer, and T.-S. H. Lee, e-Print: nucl-th/0611101 and to appear in Phys. Lett (2007).
 - [41] CNS Data Analysis Center, GWU, <http://gwdac.phys.gwu.edu>.
 - [42] S. Prakhov et al., Phys. Rev **C 72**,015203 (2005).
 - [43] Robert M. Brown et al., Nucl. Phys. **B153**, 89 (1979).
 - [44] B. Julia-Diaz, D.O. Riska, and F. Coester, Phys. Rev. **C69**, 035212 (2004).
 - [45] See the review by P. Maris and C.D. Roberts, Int.J.Mod.Phys. **E12** 297(2003).
 - [46] N. Suzuki, T. Sato and T.-S.H. Lee, in preparation.