

White Dwarf Pulsars as Possible Cosmic Ray Electron-Positron Factories

Kazumi Kashiya^{*}

Department of Physics, Kyoto University, Kyoto 606-8502, Japan

Kunihito Ioka[†] and Norita Kawanaka[‡]

Theory Center, KEK(High Energy Accelerator Research Organization), Tsukuba 305-0801, Japan

We suggest that white dwarf (WD) pulsars can compete with neutron star (NS) pulsars for producing the excesses of cosmic ray electrons and positrons (e^\pm) observed by the PAMELA, ATIC/PPB-BETS, Fermi and HESS experiments. A merger of two WDs leads to a rapidly spinning WD with a rotational energy ($\sim 10^{50}$ erg) comparable to the NS case. The birth rate ($\sim 10^{-2}$ - 10^{-3} /yr/galaxy) is also similar, providing the right energy budget for the cosmic ray e^\pm . Applying the NS theory, we suggest that the WD pulsars can in principle produce e^\pm up to ~ 10 TeV. In contrast to the NS model, the adiabatic and radiative energy losses of e^\pm are negligible since their injection continues after the expansion of the pulsar wind nebula, and hence it is enough that a fraction $\sim 1\%$ of WDs are magnetized ($\sim 10^7$ - 10^9 G) as observed. The long activity also increases the number of nearby sources (~ 100), which reduces the Poisson fluctuation in the flux. The WD pulsars could dominate the quickly cooling e^\pm above TeV energy as a second spectral bump or even surpass the NS pulsars in the observing energy range ~ 10 GeV-1 TeV, providing a background for the dark matter signals and a nice target for the future AMS-02, CALET and CTA experiment.

I. INTRODUCTION

Recently, the observational windows to the electron and positron (e^\pm) cosmic rays are rapidly expanding the energy frontier, revealing new aspects of our Universe. The PAMELA satellite [1] shows that the cosmic ray positron fraction (the ratio of positrons to electrons plus positrons) rises in the energy range of 10 to 100 GeV, contrary to the theoretical prediction of secondary positrons produced by hadronic cosmic rays interacting with the interstellar medium (ISM). Shortly thereafter, ATIC/PPB-BETS [2, 3], Fermi [4–6] and HESS [7, 8] suggest an excess of the e^\pm total flux around 100 GeV – 1 TeV, probably connected with the PAMELA positron excess. These observations of the e^\pm excesses most likely suggest a new source, possibly the astrophysical accelerators [10–26, 28–30] or dark matter annihilation [31–64] /decay [35, 38, 43, 51, 59, 62, 64–81], although there might remain alternatives such as the propagation effects [87–91] or proton contamination [92–94]. These discoveries have excited the entire particle and astrophysics communities and prompted over 300 papers within a year. The ATIC/PPB-BETS excess with a sharp peak at 600 GeV [2, 3] gets attention within the context of dark matter particles which annihilate or decay to monoenergetic e^\pm pairs [39, 41, 48] or short-lived astrophysical sources [10, 29], but conflicts with the Fermi smooth spectrum – an extra problem still under debate [92]. See [9] for a recent review.

The most fascinating possibility for the e^\pm excesses is the dark matter, such as weakly interacting massive particles (WIMPs) that only appear beyond the Standard Model. Dark matter is a stable particle that accounts most of the matter in the Universe but the nature is not known yet. Usually, the observed e^\pm excesses are far larger than expected in the conventional dark matter annihilation scenarios. The annihilation cross section must be enhanced by two or three orders of magnitudes larger than that for dark matter to leave the desired thermal relic density. Astrophysical boosts from substructure are difficult to accommodate such large enhancements. A possible solution is that dark matter interacts with a light force carrier, enhancing the annihilation by the Sommerfeld effect, only at the present time (not at freeze out) [32, 41, 50]. The other possibilities include the dark matter decay [35, 38, 43, 51, 59, 62, 64–81] and the annihilation boosted by resonances [55]. Because the PAMELA anti-proton observations show no excess [82, 83], any dark matter model should preferentially produce leptons rather than hadrons. The other multi-messenger constraints with radio, gamma-ray and neutrino observations are also getting tight but not completely excluding the dark matter models [34, 35, 37, 38, 43, 45, 51, 59, 62–64, 71, 77, 79, 84–86].

More conservative candidates are the astrophysical accelerators in our Galaxy, such as neutron star (NS) pulsars [10–17], supernova remnants (SNRs) [18–26], microquasars [28], or possibly a gamma-ray burst [29, 30]. Under plausible

^{*}Electronic address: kashiya@tap.scphys.kyoto-u.ac.jp

[†]Electronic address: kunihito.ioka@kek.jp

[‡]Electronic address: norita@post.kek.jp

assumptions, they can supply sufficient energy for e^\pm cosmic rays, as already known before the PAMELA era [95–112]. Cosmic ray e^\pm propagate via diffusion in our Galaxy deflected by magnetic fields [113]. Since e^\pm cannot propagate far away due to energy losses by the synchrotron and inverse Compton emission, the sources should be located nearby ($\lesssim 1$ kpc). This proximity of the source provides a chance to directly probe the as-yet-unknown cosmic particle acceleration [110] and investigate how the e^\pm cosmic rays escape from the source to the ISM [27]. Unlike dark matter, the astrophysical models generally predict, if at all, a broad spectral peak due to the finite source duration [10, 29]. The hadronic models such as SNRs also predicts the antiproton excess above ~ 100 GeV [18, 22] (but see [26]), as first pointed out by Fujita et al. [18], as well as the excesses of secondary nuclei such as the boron-to-carbon and titanium-to-iron ratio [23, 25]. The arrival anisotropy [29, 96, 102] is also useful to discriminate between dark matter and astrophysical origins. The exciting thing is that these signatures will be soon proved by the next generation experiments, such as AMS-02 [114, 115], CALET [116, 117] onboard the Experiment Module of the International Space Station, and CTA [118] on the ground, in coming several years.

With the forthcoming next breakthrough, it is important to lay down the theoretical foundation for the TeV e^\pm windows. In particular, there could still be room for additional astrophysical signals since the e^\pm cosmic rays have only $\lesssim 1\%$ energy budget of the hadronic cosmic rays. Furthermore, the supernova (SN)-related sources such as NS pulsars and SNRs are expected to be small in number above $\gtrsim 1$ TeV due to the fast cooling of e^\pm [10, 110]. Hence a clean window is possibly open for the dark matter or other astrophysical signals. A part of this window may have been already implied by the spectral cutoff around ~ 1 TeV in the H.E.S.S. data. The future AMS-02 experiment will detect e^\pm up to ~ 1 TeV [114, 115], while CALET will observe electrons up to ~ 10 TeV with an energy resolution better than a few % (> 100 GeV) [116, 117]. Also CTA will be able to measure the cosmic ray electron spectrum up to ~ 15 TeV [118].

In this paper, we propose yet another e^\pm source – white dwarf (WD) pulsars – that could potentially dominate the \gtrsim TeV e^\pm window or even already have been detected as the e^\pm excesses above the conventional models. A WD pulsar is an analogue of the NS pulsar with the central compact object being a WD rather than a NS. A spinning magnetized compact object generates huge electric fields (potential differences) in the magnetosphere via unipolar induction [119–121], and accelerates particles to produce e^\pm pairs if certain conditions are met. Then, almost all the spindown energy is transferred to the outflows of relativistic e^\pm , resulting in the cosmic ray e^\pm .

In our model, a rapidly spinning WD is mainly formed by a merger of two ordinary WDs (or possibly by an accretion), since the observed WDs are usually slow rotators [122]. Such a merger scenario was proposed to explain Type Ia supernovae (SNIa). However, it is not clear that such mergers lead to the SN explosions [125]. It seems reasonable that about half of mergers leave rapidly spinning WDs with the event rate of about one per century in our Galaxy [123, 124]. The strong magnetic fields ($> 10^6$ G) are also expected as a fraction $\sim 10\%$ of WDs [126, 127]. Combining these facts, we will estimate that the WD pulsars can potentially provide the right amount of energy for the cosmic ray e^\pm (see Sec.II). We note that the WD mergers are also related to the low frequency gravitational wave background for LISA [128].

The WD pulsars have been theoretically adopted to interpret the observational features of the anomalous X-ray pulsars [129–131], the close binary AE Aquarii [132], and the transient radio source GCRT J1745–3009 [134]. Our calculations for the e^\pm production are essentially similar to that of Usov [130, 131] and Zhang & Gil [134]. However, this is the first time to apply the WD pulsars to the e^\pm cosmic rays, as far as we know. We also discuss the adiabatic energy losses of e^\pm in the pulsar wind nebula, that are found to be negligible in contrast to the NS model. From the observational viewpoint, the WD pulsars have not been firmly established, whereas there are several indications for their existence, such as the hard X-ray pulsation in AE Aquarii [133]. The WD pulsars are likely still below the current level of detection because they are rare, $\sim 10^{-4}$ of all WDs, and relatively dim.

This paper is organized as follows. In Sec.II, we show that the WD pulsars can produce and accelerate e^\pm up to the energy above TeV. At first we show that the energy budgets of WD pulsars are large enough to explain the PAMELA positron excess by order-of-magnitude estimates. Then we discuss, more closely, whether or not WD pulsars can produce and accelerate e^\pm up to the energy above TeV by considering the magnetospheres and pulsar wind nebulae. We also point out that there should be much more nearby active WD pulsars compared with NS pulsars since the lifetime of WD pulsars are much longer. In Sec.III, we discuss the propagation of the e^\pm from WD pulsars, and show the possible energy spectrum observed by the current and future observations in the WD pulsar dominant model and the WD and NS pulsar mixed model. As complements, we also give a short review of the current status of the observations of WD pulsar candidates. In Sec.IV, we summarize our paper and discuss open issues.

II. WHITE DWARF PULSARS

A. Energy Budgets of White Dwarf Pulsars

In this subsection, we show that WDs potentially have enough rotational energy for producing high energy e^\pm cosmic rays.

NS pulsars, which are formed after the SN explosions, are one of the most promising candidates for the astrophysical sources of high energy positrons. For the PAMELA positron excess, each NS pulsar should provide mean energy $\sim 10^{48}$ erg to positrons [10, 11], since the energy budgets of cosmic ray positrons is $\sim 0.1\%$ of that of cosmic ray protons, which is estimated as $\sim 10^{50}$ erg per each SN, and the positrons suffer from the radiative cooling during the propagation more than the protons. The intrinsic energy source is the rotational energy of a newborn NS, which is typically

$$E_{\text{rot,NS}} \approx \frac{1}{2}I\Omega^2 \sim 10^{50} \left(\frac{M}{1.0M_\odot} \right) \left(\frac{R}{10^6\text{cm}} \right)^2 \left(\frac{\Omega}{10^2\text{s}^{-1}} \right)^2 \text{ erg}, \quad (1)$$

where I is the moment of inertia of the NS. Then, if all the NS pulsars are born with the above rotational energy and the $\sim 1\%$ energy is used for producing and accelerating e^\pm , the NS pulsars can supply enough amounts of e^\pm for explaining the PAMELA positron excess [10].

Let us show that double degenerate WD binary mergers can also supply enough amounts of rotational energy. Here we consider the mass $0.6M_\odot$ and radius $R \sim 10^{8.7}\text{cm}$ for each WDs, which are typically observed ones [165]. Just after a merger of the binary, the rotational speed v_{rot} can be estimated as $v_{\text{rot}} \approx (GM/R)^{1/2} \sim 10^8\text{cm/s}$, which corresponds to the mass shedding limit, and the angular frequency is about $\Omega = v_{\text{rot}}/R \sim 0.1\text{s}^{-1}$. Then, the rotation energy of the merged object is

$$E_{\text{rot,WD}} \approx \frac{1}{2}I\Omega^2 \sim 10^{50} \left(\frac{M}{1.0M_\odot} \right) \left(\frac{R}{10^{8.7}\text{cm}} \right)^2 \left(\frac{\Omega}{0.1\text{s}^{-1}} \right)^2 \text{ erg}, \quad (2)$$

which is comparable to the NS pulsar case in Eq.(1). The event rate η_{WD} of the double degenerate WD mergers in our Galaxy remains uncertain. Any theoretical estimate requires a knowledge of the initial mass function for binary stars, the distribution of their initial separation, and also the evolution of the system during periods of nonconservative mass transfer. There are still reasonable estimates in the range [123, 124],

$$\eta_{\text{WD}} \sim 10^{-2}\text{--}10^{-3} \text{ /yr/galaxy}. \quad (3)$$

This is comparable to the typical birth rate of NS pulsars [166, 167]. Therefore, from the viewpoint of energy budget in Eqs. (1), (2) and (3), the WDs are also good candidates for the high energy e^\pm sources as the NS pulsars, if the merged binaries can efficiently produce and accelerate e^\pm .

The estimated merger rate is also similar to that of SNIa, which is one of the reason that the double degenerate WD mergers are possible candidates for SNIa. Since the typical WD mass is $0.6M_\odot$, the merged objects do not exceed the Chandrasekhar limit $1.4M_\odot$ even without any mass loss. Then, they leave fast rotating WDs, as suggested by some recent simulations [168], and could become WD pulsars. In this paper, we assume that a fair fraction of double degenerate WD mergers result in the WD pulsars.¹

The accretion scenario is another possibility for the fast rotating WD formation. In the single degenerate binary, which consists of a WD and a main sequence star, there should be a mass transfer from the main sequence star to the WD as the binary separation becomes smaller and the Roche radius becomes larger than the radius of the main sequence star. In this stage, the angular momentum is also transferred to the WD, and the WD can spin up to around the mass shedding limit with the rotational energy as large as Eq.(2). In Sec.III D, we refer to such a WD pulsar candidate, AE Aquarii.

Since the birth rate is relatively uncertain in the accretion scenario, we just concentrate on the merger scenario in this paper.

¹ Since the highly magnetized WDs have higher mean mass $\sim 0.95M_\odot$ than the total average $\sim 0.6M_\odot$ [126], the fraction of mergers that leave spinning WDs could be lower than the average.

B. e^\pm Production and Acceleration

In this subsection we discuss the possibility that WD pulsars emit high energy e^\pm above TeV. In order to produce the TeV e^\pm , a pulsar has to

- (i) produce e^\pm pairs
- (ii) accelerate e^\pm up to TeV.

We show that WD pulsars can meet both of the conditions. From now on we set fiducial parameters of the WD pulsar's surface dipole magnetic field, angular frequency, and radius as $B_p = 10^8 \text{G}$, $\Omega = 0.1 \text{s}^{-1}$ and $R = 10^{8.7} \text{cm}$, respectively. For comparison, we set fiducial parameters of the NS pulsars as $B_p = 10^{12} \text{G}$, $\Omega = 10^2 \text{s}^{-1}$ and $R = 10^6 \text{cm}$.

1. e^\pm pair production in magnetosphere

Some of the observed WDs have strong magnetic fields of $B \sim 10^{7-9} \text{G}$ [126, 127]. For such WDs, if they are rapidly rotating as we discuss in the previous subsection, the electric field along the magnetic field are induced on the surface and the charged particles are coming out from the surface layer of the pulsars. Then we can expect that, as in the case of ordinary NS pulsars, the corotating magnetosphere are formed around the WDs, in which the charge distribution of plasma should be the Goldreich-Julian (GJ) density in a stationary case [119],

$$\rho_0 = \nabla \cdot \frac{(\mathbf{\Omega} \times \mathbf{r}) \times \mathbf{B}}{4\pi c} \approx -\frac{\mathbf{\Omega} \cdot \mathbf{B}}{2\pi c} \sim -\frac{10^5}{|Z|} \left(\frac{B_p}{10^8 \text{G}} \right) \left(\frac{\Omega}{0.1 \text{s}^{-1}} \right) \text{cm}^{-3}, \quad (4)$$

where Z is the elementary charge of particles in the plasma. Here we assume that the large scale configuration of the magnetic field is dipole. Since the corotating speed of the magnetic field lines cannot exceed the speed of light, the magnetic field cannot be closed outside the light cylinder $R_{lc} = c/\Omega$. This fact leads to the open magnetic field lines in the polar region. The electric potential difference across this open field lines is [119]

$$\Delta V_{\max} = \frac{B_p \Omega^2 R^3}{2c^2} \sim 10^{13} \left(\frac{B_p}{10^8 \text{G}} \right) \left(\frac{\Omega}{0.1 \text{s}^{-1}} \right)^2 \left(\frac{R}{10^{8.7} \text{cm}} \right)^3 \text{Volt}, \quad (5)$$

which is the maximum value for the pulsars in principle.

If the GJ density is completely realized in the magnetosphere, electric fields along the magnetic field lines is absent: $\mathbf{E} \cdot \mathbf{B} = 0$. Since the charged particles are tied to the strong magnetic field, the acceleration of e^\pm cannot occur. That leads to the absence of high energy γ ray emissions from the accelerated e^\pm and successive pair production avalanches. However, there are two prospective scenarios of forming the region where the charge density is not equal to the GJ density, and hence e^\pm are accelerated and produced in the NS pulsar magnetosphere, that is the polar cap [120, 169] and outer gap model [121]. From now on, we assume that the magnetosphere structure of WD pulsars are similar to that of NS pulsars, and discuss the e^\pm pair production especially in the polar cap region.

In polar cap models, electric potential drops along the magnetic fields are formed in the polar region of the pulsars. There are some different types of polar cap models. First, the angle between the magnetic and rotational axis determines the sign of electric charge of the particles propagating along the open magnetic field lines in accordance to Eq.(4) [119]. The GJ density in the polar cap region is positive when $\mathbf{\Omega} \cdot \mathbf{B} < 0$ and negative when $\mathbf{\Omega} \cdot \mathbf{B} > 0$. Second, polar cap models depend on whether or not steady charge currents flow out from the surface of the pole region. After the GJ density is realized, there are no electric forces working on the charged particles in the surface layer. Hence, whether or not the charged particles come out from the surface is determined by the competition between the binding energy of ions or electrons at the surface and thermal energy. In the original model proposed by Ruderman and Sutherland [120], they assume that the binding energy is bigger. Then due to the outflow along the open magnetic field, a gap where the charge density is almost 0 is formed in the pole region. On the other hand, if the thermal energy is bigger, there exist a positive or negative space-charge-limited flow [169]. Even in this case, it is shown that, by virtue of the curvature of magnetic fields, the charge density deviates from the GJ density and electric potential drops along the open magnetic field lines can be formed [169]. Although a general relativistic frame dragging effect also contributes to form electric potential drops in the polar cap region [170], the effect can be neglected compared with the effect of magnetic field curvature in the case of the WDs [134].

In the polar cap region, where the GJ density is not realized, primary electrons or positrons are accelerated, and they emit curvature radiations, which interact with the magnetic fields and produce secondary e^\pm pairs, $\gamma + B \rightarrow e^- + e^+$ [120]. The secondary e^\pm are also accelerated and emit curvature radiations that produce further e^\pm pairs (pair

creation avalanche). Inverse Compton scatterings can also serve as a way to produce high energy e^\pm and successive pair creation avalanches [171]. Due to the abundant charges supplied by the avalanche, the GJ density is realized at a finite distance from the surface and the polar cap formation stops. In the quasi-steady state, the size of the polar cap region can be approximated as $h \approx l$, where l is the mean free path of the e^\pm pair creation process. To put it the other way around, only when the available size of the polar cap region h_{\max} is larger than l , e^\pm pair creation avalanches can be formed. Chen & Ruderman first derived the condition for NS pulsars and succeeded in showing the NS pulsar "death line" [172]. Harding & Muslimov also derived the NS death line under more general conditions [193, 194]. Here we follow Chen & Ruderman's approach and drive the e^\pm pair production avalanche condition in the case of WD pulsars. We discuss the validity of this simple treatment in Sec.IV.

Going through any potential drop ΔV along the open magnetic field lines, e^\pm are accelerated up to the Lorentz factor

$$\gamma = \frac{e\Delta V}{m_e c^2}, \quad (6)$$

where m_e is the mass of electrons. The characteristic frequency of curvature radiation photons from the accelerated e^\pm is

$$\omega_c = \gamma^3 \frac{c}{r_c}, \quad (7)$$

where r_c is the curvature radius of the magnetic field lines. The mean free path of a photon of energy $\hbar\omega > 2m_e c^2$ moving through a region of magnetic fields is [173]

$$l = 4.4 \frac{\hbar c}{e^2} \frac{\hbar}{m_e c} \frac{B_q}{B_\perp} \exp\left(\frac{4}{3\chi}\right); \quad (\chi \ll 1),$$

$$\chi \equiv \frac{\hbar\omega}{2m_e c^2} \frac{B_\perp}{B_q}. \quad (8)$$

Here $B_q = m_e^2 c^3 / e \hbar = 4.4 \times 10^{13} \text{G}$ and $B_\perp = B_s \sin \theta$ with θ is the angle between the direction of propagation for photon and the surface magnetic field lines of the pulsars. B_s is the local magnetic field at the surface of the pulsar which is not necessarily coincident with the dipole field B_p . At distance h above the pulsar surface, the $\sin \theta$ can be approximated to $\approx h/r_c$, then

$$B_\perp \approx B_s \frac{h}{r_c}. \quad (9)$$

We shall consider the situation $l \approx h$, however which could be realized when $\chi^{-1} = O(10)$ without relying on precise value of the parameters characterizing NS or WD pulsars since small changes in χ correspond to the exponentially large change in l . Here we take the critical value as $\chi^{-1} = 15$ following [172]. Substituting Eq.(6), (7), (9) to Eq.(8), this condition is given by

$$\left(\frac{e\Delta V}{m_e c^2}\right)^3 \frac{\hbar}{2m_e c r_c} \frac{h}{r_c} \frac{B_s}{B_q} \approx \frac{1}{15}. \quad (10)$$

Eq.(10) corresponds to a general condition for e^\pm pair production avalanches in the polar cap region of pulsars. Then we have to specify h , ΔV , B_s and r_c . The thickness h and the potential drop ΔV in the polar cap region depend on which polar cap model we adopt. Here we consider the original polar cap model proposed by Ruderman and Sutherland [120]. In this case, the relation between h and ΔV is given by

$$\Delta V = \frac{B_s \Omega h^2}{2c}. \quad (11)$$

Then, since ΔV cannot exceed the maximum potential drop available in a pulsar magnetosphere, ΔV_{\max} in Eq.(5), h also cannot exceed the maximum thickness

$$h_{\max} \approx \left(\frac{R^3 \Omega}{c}\right)^{1/2}. \quad (12)$$

B_s and r_c depend on the configuration of the surface magnetic field, which is very uncertain even in the case of the NS pulsars. Here we suppose curved magnetic fields in the polar cap region and set $r_c \approx R$ and $B_s \approx B_p$. In this case, the condition for e^\pm pair production avalanche (Eq.(10)) is

$$\left(\frac{e\Delta V_{\max}}{m_e c^2}\right)^3 \frac{\hbar}{2m_e c R} \frac{h_{\max}}{R} \frac{B_p}{B_q} \gtrsim \frac{1}{15}, \quad (13)$$

which is equivalent to

$$4 \log B_p - 6.5 \log P + 9.5 \log R \gtrsim 96.7, \quad (14)$$

where the unit of B_p , $P = 2\pi/\Omega$ and R are [G], [sec] and [cm], respectively. By substituting $R \sim 10^6$ cm, which is the typical radius of NSs, Chen and Ruderman succeeded in explaining the NS pulsar death line [172]. In the case of WD pulsars, substituting our fiducial parameters $B_p \sim 10^8$ G, $P \sim 50$ s ($\Omega \sim 0.1$ s) and $R \sim 10^{8.7}$ cm, we find that the WD pulsars well satisfy Eq.(14), and thus also the condition (i) in Sec.IIB.

Fig.1 shows the death lines of the WD and NS pulsar with the fiducial parameters of the WD pulsars. We also plot parameters of the observed WD pulsar candidates, AE Aquarii and EUVE J0317. As we discuss in Sec.IIID, the pulse emission like ordinary NS pulsars are observed for AE Aquarii, and not for EUVE J0317, which is consistent with the death line.

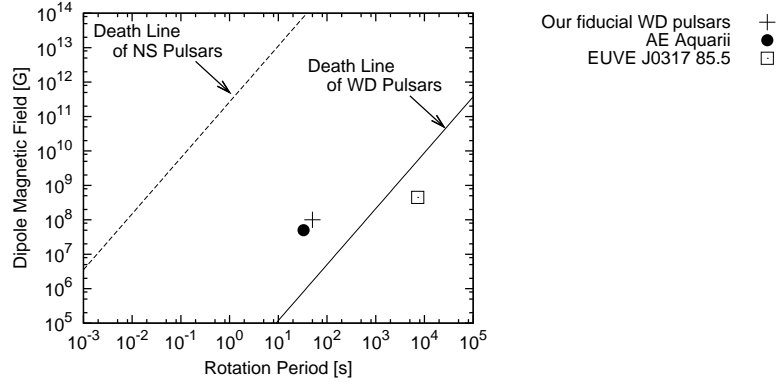


FIG. 1: This figure shows the death lines of WD (solid line) and NS (dashed line) pulsars. The cross shape indicates the fiducial parameters of the WD pulsars, $B_p = 10^8$ G and $P = 50$ s. The observed data of rapidly rotating magnetised WDs, AE Aquarii (filled circle) and EUVE J0317 855 (open square) are also plotted. The parameters and observational properties of these WDs are given in Sec.IIID.

2. e^\pm acceleration and cooling in pulsar wind nebula

In the previous subsection we show that WD pulsars can produce e^\pm pairs in the magnetospheres. In this subsection we discuss the acceleration and cooling of the e^\pm in the pulsar wind nebulae.

Fig.2 shows the schematic picture of a expected WD pulsar wind nebula. Once a WD pulsar is formed, the relativistic wind blasts off from the pulsar magnetosphere $\sim R_{lc}$. The supersonic wind becomes subsonic by passing the shock front at $\sim R_{in}$, reaches the ISM and forms a contact discontinuity. Since the wind is continuously injected by the pulsar, the contact discontinuity keeps sweeping the interstellar matter, and then the outer shock front is formed at $\sim R_{out}$. We emphasize that the SN shock front does not exist outside the shocked region unlike the NS pulsars since there suppose to be no SN explosion when the WD pulsar is formed.

First we estimate the energy of e^\pm available in the wind region $R_{lc} < r < R_{in}$. In principle, e^\pm can be accelerated to the energy that the equipartition is realized between the wind and magnetic field, $\epsilon N = B^2/8\pi$, that is

$$\epsilon = \frac{B^2}{8\pi N}, \quad (15)$$

where N is the number density of e^\pm . If the number flux is conserved in the wind region, $4\pi r^2 c N \approx \text{const}$, N can be described as

$$N = N_{lc} \left(\frac{R_{lc}}{r}\right)^2, \quad (16)$$

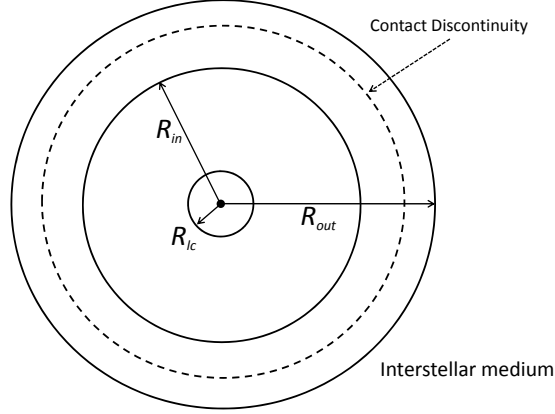


FIG. 2: This figure shows the schematic picture of the expected WD pulsar wind nebula.

where N_{lc} is the number density at the light cylinder which can be estimated as

$$N_{lc} = \frac{\rho_{lc}}{e} \mathcal{M} = \frac{B_{lc} \Omega}{2\pi c e} \mathcal{M}, \quad (17)$$

where ρ_{lc} and B_{lc} are the GJ density (Eq.(4)) and magnetic field strength at the light cylinder, respectively and \mathcal{M} is the multiplicity of e^\pm in the magnetosphere. Inside the light cylinder $r < R_{lc} = c/\Omega$, the magnetic field is almost pure dipole,

$$B = B_p \left(\frac{R}{r} \right)^3. \quad (18)$$

For the fiducial parameters of WD pulsars, the radius of the light cylinder is $R_{lc} \sim 3 \times 10^{11} \text{cm}$ and $B_{lc} = B_p (R/(c/\Omega))^3 \sim 1 \text{G}$. Outside the light cylinder $r > R_{lc}$, if the energy flux of the magnetic field is also conserved $B \cdot r \approx \text{const}$, then

$$B = B_{lc} \frac{R_{lc}}{r}. \quad (19)$$

Substituting $B_{lc} = B_p (\Omega R/c)^3$ and Eq.(17) to Eq.(15), the typical energy of e^\pm in the wind region can be described as

$$\epsilon = \frac{e \Delta V_{\max}}{\mathcal{M}} \sim 10 \mathcal{M}^{-1} \left(\frac{B_p}{10^8 \text{G}} \right) \left(\frac{\Omega}{0.1 \text{s}^{-1}} \right)^2 \left(\frac{R}{10^{8.7} \text{cm}} \right)^3 \text{TeV}, \quad (20)$$

where ΔV_{\max} is shown in Eq.(5). The multiplicity of e^\pm in the pulsar magnetosphere and wind nebula have not been understood clearly even in the case of NS pulsars and there are several discussions [99, 100]. Although details of the multiplicity in the magnetosphere cannot be discussed at this stage², TeV energy e^\pm could come out of the wind region and the condition (ii) in Sec.II B can be fulfilled if \mathcal{M} is not large.

Secondly we estimate the adiabatic and radiative cooling of e^\pm in the shocked region. To that end, we have to identify the radii of the inner and outer shock front R_{in} and R_{out} . The equation of motion for the outer shock front is

$$\frac{d}{dt} \left\{ \frac{4\pi}{3} R_{out}^3 \rho \frac{dR_{out}}{dt} \right\} = 4\pi R_{out}^2 P_{sh}, \quad (21)$$

² In [130], Usov discussed the multiplicity in the magnetosphere for a X-ray pulsar 1E 2259+586 based on the WD pulsar model by investigating the observed X-ray luminosity, in which $\mathcal{M} \sim 0.1$.

where P_{sh} is the pressure of the shocked region and ρ is the density of the ISM $\rho \sim 10^{-24} \text{g cm}^{-3}$. The energy conservation law at the outer shock front is

$$\frac{d}{dt} \left\{ \frac{4\pi}{3} R_{\text{out}}^3 \frac{3}{2} P_{\text{sh}} \right\} = L - P_{\text{sh}} \frac{d}{dt} \left\{ \frac{4\pi}{3} R_{\text{out}}^3 \right\}. \quad (22)$$

Here L is the spin down luminosity of WD pulsars,

$$L = \frac{B_p^2 \Omega^4 R^6}{c^3}, \quad (23)$$

and we suppose that in the shocked region the particles are relativistic and its internal energy is $3P/2$. Solving Eq.(21) and (22) for $R_{\text{out}}(t)$,

$$\begin{aligned} R_{\text{out}}(t) &= \left(\frac{125}{154\pi} \right)^{1/5} \left(\frac{L}{\rho} \right)^{1/5} t^{3/5} \\ &\sim 10^{16} \left(\frac{B_p}{10^8 \text{G}} \right)^{2/5} \left(\frac{\Omega}{0.1 \text{s}^{-1}} \right)^{4/5} \left(\frac{R}{10^{8.7} \text{cm}} \right)^{6/5} \left(\frac{t}{\text{yr}} \right)^{3/5} \text{cm}. \end{aligned} \quad (24)$$

The outer shock finally decays when the pressure of the shocked region P_{sh} becomes equal to that of the ISM p . At this stage the shocked region may be physically continuous to the ISM. Solving Eq.(21) and (22) for P_{sh} ,

$$\begin{aligned} P_{\text{sh}} &= \frac{7}{25} \left(\frac{125}{154\pi} \right)^{2/5} \rho^{3/5} L^{2/5} t^{-4/5} \\ &\sim 10^{-8} \left(\frac{B_p}{10^8 \text{G}} \right)^{4/5} \left(\frac{\Omega}{0.1 \text{s}^{-1}} \right)^{8/5} \left(\frac{R}{10^{8.7} \text{cm}} \right)^{12/5} \left(\frac{t}{\text{yr}} \right)^{-4/5} \text{dyn/cm}^{-2}. \end{aligned} \quad (25)$$

Besides assuming that the density of the ISM is $\rho \sim 10^{-24} \text{g cm}^{-3}$, that is the number density of hydrogen is $n \sim 1 \text{cm}^{-3}$, the pressure can be estimated as

$$p = nk_B T \sim 10^{-13} \left(\frac{T}{10^3 \text{K}} \right) \text{dyn/cm}^{-2}, \quad (26)$$

where $k_B = 1.4 \times 10^{-16} \text{erg K}^{-1}$ is the Boltzmann constant and T is the temperature of the ISM. From Eq.(25) and (26), the outer shock decays at about

$$t_{\text{dec}} \sim 10^6 \left(\frac{T}{10^3 \text{K}} \right)^{5/4} \text{yr}, \quad (27)$$

for the fiducial parameters of the WD pulsars. The lifetime of a pulsar τ can be estimated as

$$\tau = \frac{E_{\text{rot}}}{L}, \quad (28)$$

From Eq.(2) and (23), for the fiducial parameters of the WD pulsars

$$\tau_{\text{WD}} \sim 10^9 \left(\frac{M}{1.0 M_{\odot}} \right) \left(\frac{B_p}{10^8 \text{G}} \right)^{-2} \left(\frac{\Omega}{0.1 \text{s}^{-1}} \right)^{-2} \left(\frac{R}{10^{8.7} \text{cm}} \right)^{-4} \text{yr}. \quad (29)$$

Compared with Eq.(27) and (29), we found that the outer shock decays at a very early stage of the lifetime of WD pulsars.

For $t < t_{\text{dec}}$, the momentum transfer by the wind balances the pressure of shocked region at the inner shock front,

$$\frac{Lc}{4\pi R_{\text{in}}^2} = P_{\text{sh}}. \quad (30)$$

Then the radius of the inner shock front can be estimated as

$$\begin{aligned} R_{\text{in}}(t < t_{\text{dec}}) &= \left(\frac{25}{28\pi} \right)^{1/2} \left(\frac{154\pi}{125} \right)^{1/5} \left(\frac{L}{\rho c^{5/3}} \right)^{3/10} t^{2/5} \\ &\sim 10^{15} \left(\frac{t}{\text{yr}} \right)^{2/5} \text{cm}, \end{aligned} \quad (31)$$

for the fiducial parameters. For $t > t_{\text{dec}}$, there is no well-defined shocked region any more and the radius of the inner shock front is determined by the balance between the wind pressure and the pressure of the ISM p instead of P_{sh} , and $R_{\text{in}}(t)$ become constant for t . For the fiducial parameters,

$$R_{\text{in}}(t > t_{\text{dec}}) \sim 10^{17} \text{cm}. \quad (32)$$

In the case of NS pulsars, the adiabatic cooling due to the expansion of the shocked region is considerable as a cooling process in the pulsar wind nebula. However, in the case of WD pulsars, since the outer edge of the shocked region does not expand after $t \gtrsim t_{\text{dec}}$, the adiabatic cooling shall give minor contributions to the cooling process of the high energy e^{\pm} .

Now we discuss the e^{\pm} radiative cooling in the shocked region $r > R_{\text{in}}$. In the region swept by the shock, the magnetic field may be highly fluctuated and the high energy e^{\pm} coming from the wind region are trapped because of the multiple scattering by the field, and lose the energy by the synchrotron radiation and inverse Compton scattering. Here we take the Bohm limit, where the fluctuation of the magnetic field δB is comparable to the coherent magnetic field strength B . In this limit, the diffusion coefficient D_{sh} can be approximated by

$$D_{\text{sh}} = \frac{cr_g}{3}, \quad (33)$$

where $r_g = \epsilon/eB$ is the Larmor radius of the e^{\pm} with energy ϵ . The time scale t_{dif} for the e^{\pm} trapping in the shocked region is given by

$$t_{\text{dif}} = \frac{d^2}{2D_{\text{sh}}} = \frac{3}{2} \frac{eBd^2}{\epsilon c}, \quad (34)$$

where d is the size of the shocked region.

We consider the age $t = \tau_{\text{WD}} > t_{\text{dec}}$. For $t > t_{\text{dec}}$, we set the size of the shocked region as the forward shock front at $t = t_{\text{dec}}$, that is

$$d \approx R_{\text{out}}(t = t_{\text{dec}}) \sim 10^{19} \text{cm}, \quad (35)$$

for the fiducial parameters. As we have shown in Eq.(32), the radius of the inner shock front is about $R_{\text{in}} \sim 10^{17} \text{cm}$ at $t = \tau_{\text{WD}}$. From Eq.(19), the strength of the magnetic field at the inner edge B_{in} can be estimated as

$$B_{\text{in}} \sim 3 \times 10^{-6} \left(\frac{R_{\text{in}}}{10^{17} \text{cm}} \right)^{-1} \text{G}, \quad (36)$$

which is almost the same as that of the ISM. Then, substituting Eq.(35) and Eq.(36) to Eq.(34)³, the time scale for the high energy e^{\pm} with energy ϵ being trapped in the shocked region is

$$t_{\text{dif}} \sim 3 \times 10^4 \left(\frac{\epsilon}{10 \text{TeV}} \right)^{-1} \text{yr}. \quad (38)$$

The synchrotron energy loss of the e^{\pm} with energy ϵ is described as

$$\frac{d\epsilon}{dt} = -\frac{4}{3} \sigma_{\text{T}} c \beta^2 \frac{B^2}{8\pi} \left(\frac{\epsilon}{m_e c^2} \right)^2, \quad (39)$$

where σ_{T} is the Thomson scattering cross section, and $\beta = v_e/c$ is the velocity in terms of the speed of light. Then from Eq.(39), the typical energy loss of the electron with energy ϵ during the time scale t_{dif} can be estimated as,

$$\frac{\Delta\epsilon}{\epsilon} \sim 0.1 \left(\frac{B_{\text{in}}}{3 \times 10^{-6} \text{G}} \right)^3. \quad (40)$$

This means that the high energy e^{\pm} injected into the shocked region lose roughly 10% of the energy by the synchrotron radiation before diffusing out into the ISM. Although the inverse Compton scattering is also considerable process as a radiative cooling, it would be comparable to the synchrotron cooling. Then we can conclude that the radiative energy loss of e^{\pm} in the pulsar wind nebula is not so large.

³ In this case, the diffusion coefficient can be estimated as

$$D_{\text{sh}} \sim 10^{24} \left(\frac{\epsilon}{3 \text{GeV}} \right) \text{cm}^2/\text{s}. \quad (37)$$

This D_{sh} is smaller than the diffusion coefficient in the ISM (see Eq.(58)), which means that we consider the situation where the e^{\pm} are highly trapped in the shocked region.

C. Differences between white dwarf and neutron star pulsars

In this subsection, we discuss the differences between WD pulsars and NS pulsars as TeV e^\pm sources.

Ordinary NS pulsars have been already discussed as a candidate for high energy e^\pm sources for the PAMELA positron excess ([10] and the references listed in Sec.I). Compared with the NS pulsars, there are distinct features of the WD pulsars as high energy e^\pm sources. As we saw in the previous sections, the WD pulsars can provide the high energy e^\pm and the intrinsic energy budgets are almost the same as that of the NS pulsars. However, the magnetic field and rotation speed of the WD pulsars are much smaller than that of the NS pulsars. As a result, the spin down luminosity (Eq.(23)) of the WDs are much smaller than that of the NSs,

$$L_{\text{WD}} \sim 10^{41} \left(\frac{B_p}{10^8 \text{G}} \right)^2 \left(\frac{\Omega}{0.1 \text{s}^{-1}} \right)^4 \left(\frac{R}{10^{8.7} \text{cm}} \right)^6 \text{erg/yr} \sim 10^{-4} L_{\text{NS}}. \quad (41)$$

Then from Eq.(28), the lifetime of the WD pulsars are much longer than the NS pulsars

$$\tau_{\text{WD}} \sim 10^9 \text{yr} \sim 10^4 \tau_{\text{NS}}. \quad (42)$$

Therefore, the number of the WD pulsars which are currently TeV e^\pm sources are much larger than that of the NS pulsars. Since the high energy electrons above TeV cannot propagate more than ~ 1 kpc in our Galaxy, the number density of the WD pulsars which can be the TeV e^\pm sources is

$$n_{\text{WD}} = \frac{\alpha \cdot \eta_{\text{WD}} \cdot \tau_{\text{WD}}}{V_{\text{G}}} \sim 10^3 \alpha \left(\frac{\eta_{\text{WD}}}{10^{-2} \text{yr}^{-1} \text{galaxy}^{-1}} \right) \left(\frac{\tau_{\text{WD}}}{10^9 \text{yr}} \right) \left(\frac{V_{\text{G}}}{10^3 \text{kpc}^3} \right)^{-1} \text{kpc}^{-3}. \quad (43)$$

where V_{G} is the volume of our Galaxy and η_{WD} is the event rate of the double degenerate WD binary merger in our Galaxy, Eq.(3). A parameter α is the fraction of the binary mergers which lead to the WD pulsars with the strong magnetic field $B \gtrsim 10^8 \text{G}$. Eq.(43) means that there may be enough WD pulsars which supply TeV e^\pm near the Earth, although the parameter α has a large ambiguity at this stage. On the other hand, the number density of the TeV e^\pm sources for the NS pulsars is

$$n_{\text{NS}} \sim 0.1 \text{kpc}^{-3} \sim 10^{-4} \alpha^{-1} n_{\text{WD}}. \quad (44)$$

Eq.(44) means that it is uncertain whether NS pulsars are e^\pm sources above TeV energy or not.

Another important difference is the environment of the pulsars, especially the strength of the magnetic field in the pulsar wind nebulae. The magnetic field is crucial for the cooling process since it determines how the high energy e^\pm produced at pulsars are trapped and lose their energy by synchrotron radiation in the pulsar wind nebulae. In the case of the WD pulsars, the strength of the magnetic field at the shocked region is, in most of their lifetime, comparable to that of the ISM. As we saw in the previous subsection, this may imply that most of the accelerated e^\pm directly escape into the ISM without cooling in the shocked region. On the other hand, in the NS pulsar wind nebulae, the situation is quite different. First the magnetic field are much stronger than the WD pulsars. Second there exists a SN shock front outside the pulsar wind nebula. These facts make the cooling process in the pulsar wind nebula more complicated, and the escape process of e^\pm into the ISM is still uncertain.

In the case of the NS pulsars, almost all the spin down luminosity is transformed to the kinetic energy of the e^\pm wind before the wind goes into the shocked region [174]. The NS pulsars are consistent to be the source of the observed e^\pm if the e^\pm lose $\sim 99\%$ of their energy in the shocked region [10]. As we discussed in Sec.II, the total energy budgets of the WD and NS pulsars are almost the same when almost all the double degenerate WD binaries merge to become the WD pulsars, that is when $\alpha = 1$. Since the e^\pm lose only $\sim 10\%$ of their energy in the WD pulsar wind nebulae (Eq.(40)), the expected amount of e^\pm from WD pulsars can exceed the current observation bound. Hence if

$$\alpha \sim 0.01, \quad (45)$$

we can expect that the PAMELA positron excess can be explained by the WD pulsars without any contribution of other sources. We should note that the fraction in Eq.(45) seems consistent with the observed fraction of the magnetized WDs $\sim 10\%$. We show the brief summary of the comparison between WD and NS pulsars in Table I.

III. ENERGY SPECTRUM CALCULATION

In this section, we calculate the e^\pm energy spectrum observed at the solar system after the propagation in our Galaxy for the WD pulsar model. We solve the diffusion equation taking into account the Klein-Nishina (KN) effect.

	energy per each E_{rot} [erg]	luminosity per each L [erg/yr]	lifetime τ [yr]	event rate [1/yr/galaxy]	number density n [1/kpc ³]	efficiency [%]	$L \times n \times \text{efficiency}$ [erg/yr/kpc ³]
WD pulsar	$\sim 10^{50}$	$\sim 10^{41}$	$\sim 10^9$	$\sim \alpha/100$	$\sim 10^3 \alpha$	~ 90	$\sim 10^{44} \alpha$
NS pulsar	$\sim 10^{50}$	$\sim 10^{45}$	$\sim 10^5$	$\sim 1/100$	~ 0.1	~ 1	$\sim 10^{42}$

TABLE I: The comparison between WD and NS pulsars as e^\pm sources.

A. electron distribution function from a single source

Here we formulate cosmic ray e^\pm propagation through our Galaxy according to [105]. For simplicity we assume that the diffusion approximation is good (e.g., neglecting convection), the e^\pm propagate in spherically symmetric way and diffuse homogeneously in our Galaxy. Following these assumptions, the e^\pm propagation equation can be described as follow.

$$\frac{\partial f}{\partial t} = \frac{D}{r} \frac{\partial}{\partial r} r^2 \frac{\partial f}{\partial r} - \frac{\partial}{\partial \epsilon} (P f) + Q. \quad (46)$$

Here $f(t, \epsilon, r)$ [m⁻³ · GeV⁻¹] is the energy distribution function of e^\pm . $P(\epsilon)$ is the cooling function of the e^\pm which corresponds to the energy loss rate during the propagation. $D(\epsilon)$ denotes the diffusion coefficient, which does not depend on the position r . $Q(t, \epsilon, r)$ is the energy injection term. Considering δ -function injection at the time $t = t_0$, that is

$$Q(t, \epsilon, r) = \Delta N(\epsilon) \delta(r) \delta(t - t_0), \quad (47)$$

we can get the analytical solution [105]. For an arbitrary injection spectrum $\Delta N(\epsilon)$, the energy distribution can be described as

$$f(r, t, \epsilon) = \frac{\Delta N(\epsilon_{t,0})}{\pi^{3/2} r_{\text{dif}}^3} \frac{P(\epsilon_{t,0})}{P(\epsilon)} \exp\left(-\frac{r^2}{r_{\text{dif}}^2}\right). \quad (48)$$

Here $\epsilon_{t,0}$ corresponds to the energy of e^\pm which are cooled down to ϵ during the time $t - t_0$, and is obtained by solving the integral equation

$$t - t_0 = \int_{\epsilon}^{\epsilon_{t,0}} \frac{d\epsilon'}{P(\epsilon')}. \quad (49)$$

The e^\pm propagate to the diffusion length defined by

$$r_{\text{dif}}(\epsilon, \epsilon_{t,0}) = 2 \left(\int_{\epsilon}^{\epsilon_{t,0}} \frac{D(\epsilon')}{P(\epsilon')} d\epsilon' \right)^{1/2}. \quad (50)$$

Eq.(48) is the distribution function for the δ -functional (short term) injection source, i.e., the Green function of Eq.(46). From now on, we set the observation is taking place at $t = 0$.

Even for a continuous (long term) injection source, the distribution function can be calculated by integrating Eq.(48) for the active time of the source. The integration can be done numerically by transforming the integration from dt_0 to $d\epsilon_{t,0} = P(\epsilon_{t,0}) dt_0$. (That is, we take $\epsilon_{t,0}$ as the time coordinate.) Substituting $\Delta N(\epsilon_{t,0}(\epsilon, t_0)) = Q(\epsilon_{t,0}(\epsilon, t_0)) dt_0$ into Eq.(48) and integrating over dt_0 , the resulting distribution function reads

$$f(\epsilon, r) = \frac{1}{\pi^{3/2} P(\epsilon)} \int_{\epsilon}^{\epsilon_i} \frac{Q(\epsilon_{t,0})}{r_{\text{dif}}(\epsilon, \epsilon_{t,0})^3} \exp\left(-\frac{r^2}{r_{\text{dif}}(\epsilon, \epsilon_{t,0})^2}\right) d\epsilon_{t,0}. \quad (51)$$

Here ϵ_i is the energy of e^\pm when they leave the source at the source birth time $t = \hat{t}$ (< 0), that is

$$\hat{t} = - \int_{\epsilon}^{\epsilon_i} \frac{d\epsilon'}{P(\epsilon')}. \quad (52)$$

The flux at r is given by $\Phi(\epsilon, r) = (c/4\pi) f(\epsilon, r) [\text{m}^{-2} \cdot \text{s}^{-1} \cdot \text{sr}^{-1} \cdot \text{GeV}^{-1}]$.

Now, in order to estimate the observed e^\pm flux, we have to specify the cooling function $P(\epsilon)$, diffusion coefficient $D(\epsilon)$ and injected energy spectrum $Q(\epsilon)$. First, we formulate the e^\pm cooling function including the KN effect. Following the equation (5) in [90], the energy loss rate of the e^\pm including the KN effect is written as

$$P(\epsilon) = -\frac{d\epsilon}{dt} = \frac{4}{3}\sigma_{\text{T}}c \left(\frac{\epsilon}{m_e c^2} \right)^2 \left[\frac{B_{\text{ISM}}^2}{8\pi} + \int d\epsilon_{\text{ph}} u_{\text{tot}}(\epsilon_{\text{ph}}) f_{\text{KN}} \left(\frac{4\epsilon\epsilon_{\text{ph}}}{m_e^2 c^4} \right) \right]. \quad (53)$$

Here $\sigma_{\text{T}} = 6.62 \times 10^{-25} \text{cm}^2$ is the Thomson scattering cross section and ϵ_{ph} are the energy of the background photon. B_{ISM} is the magnetic field strength in the ISM where we set $B_{\text{ISM}} = 1 \mu\text{G}$. f_{KN} is the KN suppression function which is explicitly shown in [184].

$$f_{\text{KN}}(\tilde{b}) = \frac{9g(\tilde{b})}{\tilde{b}^3}, \quad (54)$$

where

$$g(\tilde{b}) = \left(\frac{1}{2}\tilde{b} + 6 + \frac{6}{\tilde{b}} \right) \ln(1 + \tilde{b}) - \left(\frac{11}{12}\tilde{b}^3 + 6\tilde{b}^2 + 9\tilde{b} + 4 \right) \frac{1}{(1 + \tilde{b})^2} - 2 + 2\text{Li}_2(-\tilde{b}) \quad (55)$$

and Li_2 is the dilogarithm

$$\text{Li}_2(z) = \int_z^0 \frac{\ln(1-s)ds}{s}. \quad (56)$$

The ISM photons consists of the stellar radiation, reemitted radiation from dust, and CMB,

$$u_{\text{tot}} = u_{\text{star}} + u_{\text{dust}} + u_{\text{CMB}}. \quad (57)$$

Here we model the interstellar radiation field using the results of GALPROP code [185]. Fig.3 shows the ISM radiation

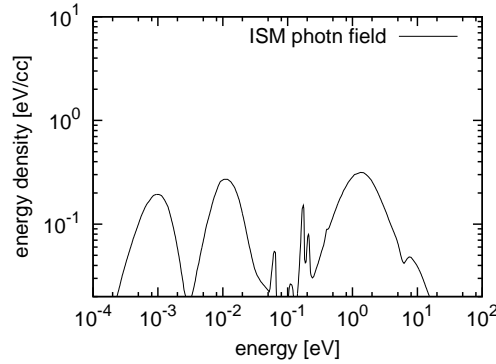


FIG. 3: The energy density of the ISM photon field at 8kpc from the center of our Galaxy [185].

field energy density $\epsilon_{\text{ph}} \times u_{\text{tot}}(\epsilon_{\text{ph}})$ at $\sim 8\text{kpc}$ from the center of our Galaxy. Following the formulation above, we numerically calculate the e^\pm cooling function including the KN effect. Fig.4 shows the cooling function for e^\pm with or without the KN effect. The solid line shows the function $P(\epsilon)$ in Eq.(53). The dotted line shows the cooling function when we set $f_{\text{KN}} = 1$. We can see that the KN effect becomes relevant for $\epsilon \gtrsim 1\text{TeV}$.

Second, we formulate the diffusion coefficient. As the diffusion coefficient $D(\epsilon)$ for the e^\pm propagating through our Galaxy, we use an empirical law given by the boron-to-carbon ratio observation, that is

$$D(\epsilon) = D_0 \left(1 + \frac{\epsilon}{3\text{GeV}} \right)^\delta. \quad (58)$$

Here $D_0 = 5.8 \times 10^{28} \text{cm}^2 \text{s}^{-1}$, $\delta = 1/3$ [33].

Finally, we assume that the intrinsic energy spectrum at the source is described by the cutoff power law, that is

$$Q(\epsilon, t_0, \hat{t}) = Q_0 \epsilon^{-\nu} \exp \left(-\frac{\epsilon}{\epsilon_{\text{cut}}} \right) \left(1 + \frac{t_0 - \hat{t}}{\tau} \right)^{-2}. \quad (59)$$

Here τ is the lifetime of the source and t_0 is the time when the e^\pm leave the source. Then substituting Eq.(53), (58) and (59) into Eq.(51), we can get the observed electron distribution function $f(\epsilon, r, \hat{t})$ from a pulsar which is located at the distance r from the solar system and born at $t = \hat{t}$.

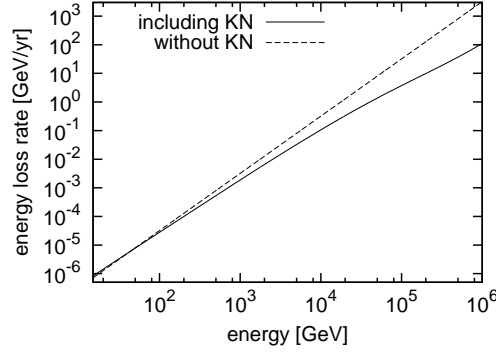


FIG. 4: The cooling function $P(\epsilon)$ for e^\pm at ~ 8 kpc from the center of our Galaxy.

B. e^\pm distribution function from multiple sources

Here we consider the e^\pm distribution function from multiple sources. As we show in Sec.IIC, there should be multiple pulsars which contribute to the observed e^\pm flux.

To calculate the distribution function from multiple sources, we integrate Eq.(51) for the pulsar birth time \hat{t} and the pulsar position r , taking into account the birth rate of the pulsars. Then the observed e^\pm distribution function is

$$F(\epsilon) = \int_{-\tau_{\text{WD}}}^0 d\hat{t} \int_0^{r_{\text{dif}}(\epsilon, \epsilon_{\hat{t}})} 2\pi r dr \cdot \alpha \cdot \eta_{\text{WD}} f(\epsilon, r, \hat{t}). \quad (60)$$

Again η_{WD} is the merger rate of the double degenerate WD binary, and α is the fraction of the mergers resulting in WD pulsars. We take the lifetime of the WD pulsars $\hat{t} = -\tau_{\text{WD}}$ as the lower limit of the time integral. We have confirmed that the following results does not depends on this limit as long as it is smaller than $-\tau_{\text{WD}}$. As the upper limit of the space integral we take the diffusion length $r_{\text{dif}}(\epsilon, \epsilon_{\hat{t}})$, which is defined in the same way as Eq.(50). Through the distance $r_{\text{dif}}(\epsilon, \epsilon_{\hat{t}})$, the energy of the propagating e^\pm changes from $\epsilon_{\hat{t}}$ to ϵ .

Since Eq.(60) is the mean value, we also estimate the standard deviation of the calculated energy spectrum, that is

$$(\delta F)^2 = \int_{-\tau_{\text{WD}}}^0 d\hat{t} \int_0^{r_{\text{dif}}(\epsilon, \epsilon_{\hat{t}})} 2\pi r dr \cdot \alpha \cdot \eta_{\text{WD}} f^2 - N f_{\text{ave}}^2, \quad (61)$$

where N is the number of the pulsars in our Galaxy that are the source of observing e^\pm , that is

$$N = \int_{-\tau_{\text{WD}}}^0 d\hat{t} \int_0^{r_{\text{dif}}(\epsilon, \epsilon_{\hat{t}})} 2\pi r dr \cdot \alpha \cdot \eta_{\text{WD}}, \quad (62)$$

and $f_{\text{ave}} = F(\epsilon)/N$ is the averaged e^\pm spectrum per pulsar. We should note that the integral of Eq.(61) contains a serious divergence at $\hat{t} = 0$ because of the large but improbable contributions from very young and nearby sources [113, 151–153]. Here we follow Ptuskin et al (2006) and set the cutoff parameter as

$$\hat{t}_c(\epsilon) = -(4\pi\eta_{\text{WD}} \cdot \alpha D(\epsilon))^{-1/2}, \quad (63)$$

which approximately corresponds to the birth time of the newest pulsar that contributes e^\pm with energy ϵ .

C. Results

Here we consider two types of models. Fig.5 shows the WD pulsar dominant model. In the left panel, the e^\pm flux from multiple WD pulsars (thin solid line) is shown with the standard deviations (thin dashed line), background flux (dotted line) and total flux (thick solid line). For each WD pulsar, we set the cutoff energy of the injection spectrum $\epsilon_{\text{cut}} \sim 1\text{TeV}$ (Eq.(59)), intrinsic spectral index $\nu = 1.9$, lifetime $\tau_{\text{WD}} \sim 10^9\text{yr}$, total energy for each $\sim 10^{50}\text{erg}$, merger rate of double degenerate WD pulsar binaries $\eta = 10^{-5}\text{yr}^{-1}\text{kpc}^{-2}$ and probability of forming

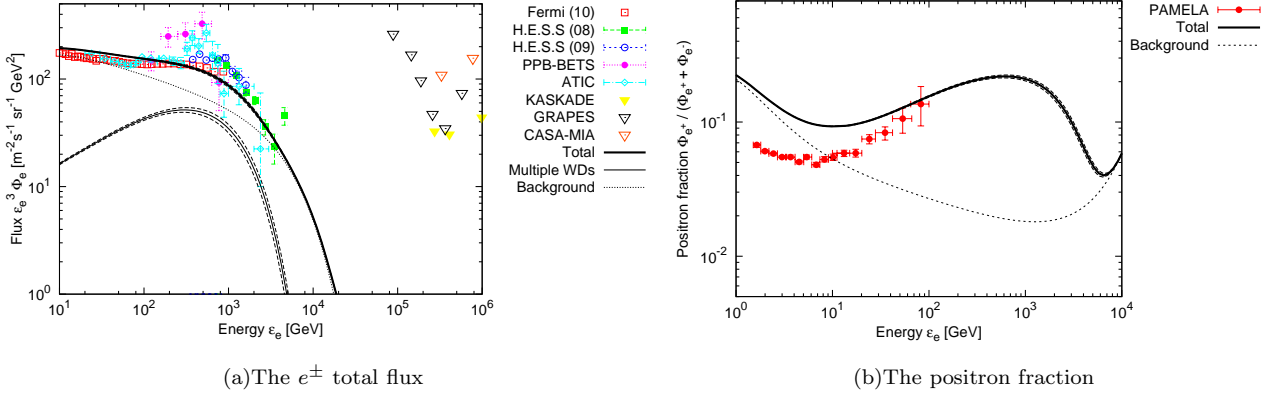


FIG. 5: WD pulsar dominant model : The left panel shows the energy spectrum of the e^\pm including the contributions of WD pulsars (thick solid line). In this model, we set the cutoff energy of the injection spectrum for each WD pulsar $\epsilon_{\text{cut}} \sim 1\text{TeV}$. The average flux (thin solid line), flux with the standard deviation (thin dashed lines) and background (dotted line) are shown. For the background flux, we adopt the fitting function in Baltz & Edsjo (1999) [33] with an exponential cutoff for the primary electron flux at 5TeV, which is similar to that shown in Aharonian et al. (2008) [7]. We assume that each WD pulsar emits the same amount of e^\pm . We set the total energy $\sim 10^{50}\text{erg}$ for each WD pulsar, intrinsic spectral index $\nu = 1.9$, lifetime of WD pulsars $\sim 10^9\text{yr}$ and birth rate in our Galaxy $\alpha \cdot \eta_{\text{WD}} \sim 10^{-7}\text{yr}^{-1}\text{kpc}^{-2}$. The right panel shows the positron fraction resulting from the average spectrum (solid line) with the dispersion (dashed lines) and background (dotted line), compared with the PAMELA data. The background contribution begins to rise around $\sim 3\text{TeV}$ since we set the exponential cutoff only for the primary electron background, not for the secondary e^\pm background. Note also that the solar modulation is important below $\sim 10\text{GeV}$.

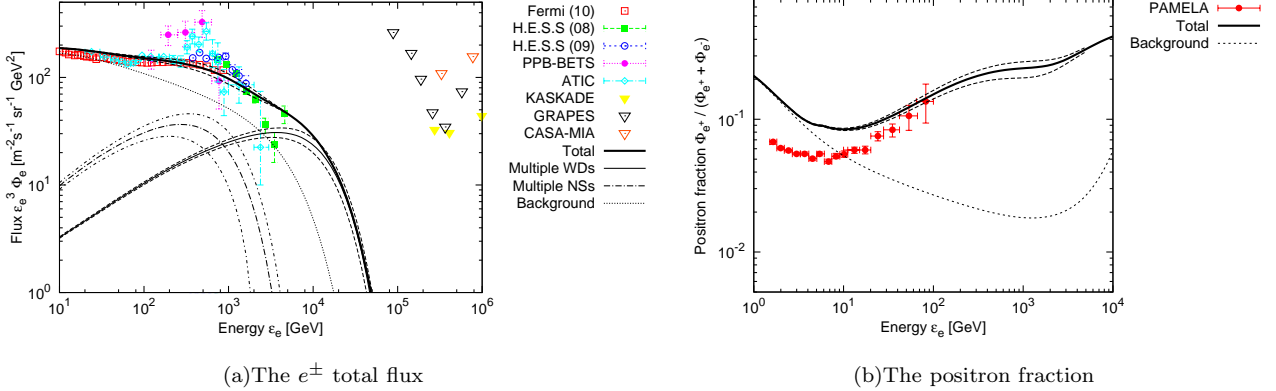


FIG. 6: WD and NS pulsar mixed model : The left panel shows the energy spectrum of the e^\pm (thick solid line) including the contributions of WD pulsars (thin solid line) with the same parameters as Fig.5 except for the total energy for each $\sim 5 \times 10^{49}\text{erg}$ and cutoff energy of the injection spectrum $\epsilon_{\text{cut}} \sim 10\text{TeV}$. The contribution of multiple NS pulsars (dotted dash line) with the total energy $\sim 10^{48}\text{erg}$ for each NS, cutoff energy of the injection $\epsilon_{\text{cut}} \sim 1\text{TeV}$, lifetime $\sim 10^5\text{yr}$, birth rate in our Galaxy $\sim 10^{-5}\text{yr}^{-1}\text{kpc}^{-2}$ are also included. For both fluxes of pulsars, the standard deviations are shown. The total e^\pm flux and its deviation are the thick solid and dashed line, respectively. The right panel shows the positron fraction.

WD pulsars $\alpha = 0.01$, which means that the birth rate of WD pulsars in our Galaxy is $\sim 10^{-7}\text{yr}^{-1}\text{kpc}^{-2}$. The left panel of Fig.5 includes the observational data of cosmic ray electrons plus positrons given by the balloon and satellite experiments, ATIC/PPT-BETS/Fermi [2–6], and also the data of ground-based air Cherenkov telescopes, H.E.S.S./KASCADE/GRAPES/CASA-MIA [7, 8, 186–188]. For KASCADE/GRAPES/CASA-MIA, the plots show the observed flux of the diffused gamma-ray. Since a gamma-ray entering into the air first produces an e^\pm pair to begin a cascade, its shower will look very similar to that of an e^\pm of equivalent energy [16]. Thus we presume these data as the upper limits on the e^\pm flux. The background flux consists of the primary electrons which is conventionally attributed to the SNRs and the secondary e^\pm produced by the hadron interaction between cosmic ray protons and the interstellar matter, and successive pion decays. For the secondary e^\pm flux, we adopt the fitting function in Baltz

& Edsjö (1999) [33]. For the primary electron flux, we also refer Baltz & Edsjö (1999) but with an exponential cutoff at 5TeV⁴, which is similar to that shown in Aharonian et al. (2008) [7]. Our result fits well the observational data of H.E.S.S and Fermi.

The right panel of Fig.5 shows the positron fraction using the same parameters as the left panel. The results show that the observed positron excess can be explained by considering only the contribution from multiple WD pulsars, and the positron fraction is expected to drop at around the WD pulsar cutoff energy \sim TeV. The background contribution of the positron fraction begins to rise around \sim 3TeV since we set the exponential cutoff only for the primary electron background, not for the secondary e^\pm background. This treatment is appropriate since the abundance of cosmic ray protons is observationally robust in this energy range and so is the amount of the secondary e^\pm background.

Fig.6 shows the WD and NS pulsar mixed model. In the left panel, the thin solid line shows the e^\pm flux from multiple WD pulsars which have the total energy for each $\sim 5 \times 10^{49}$ erg, cutoff energy of the injection spectrum $\epsilon_{\text{cut}} \sim 10$ TeV and the same value for other parameters as Fig.5. The difference of the ϵ_{cut} means, in our WD pulsar model, the difference of the multiplicity \mathcal{M} , the magnetic field strength B_p , the angular frequency Ω and the radius R according to Eq.(20). The dotted-dash line shows the e^\pm flux from multiple NS pulsars with the total energy $\sim 10^{48}$ erg for each, cutoff energy of the injection energy spectrum $\epsilon_{\text{cut}} \sim 1$ TeV, lifetime $\sim 10^5$ yr, birth rate in our Galaxy $\sim 10^{-5}\text{yr}^{-1}\text{kpc}^{-2}$. The standard deviation of the e^\pm energy flux from the WD pulsars is relatively small compared with the NS pulsars. This is because the larger abundance of WD pulsars are expected as we discussed in the previous sections. The dotted line shows the same background contribution as Fig.5. The total flux and the deviations are shown by thick solid line and thick dashed line, respectively. It is shown that the excess in the e^\pm flux in the range $100\text{GeV} \lesssim \epsilon \lesssim 1\text{TeV}$ is explained by the multiple NS pulsars. By considering the contribution of multiple WD pulsars, the smooth "double bump" are formed in the energy spectrum around 1TeV and 10TeV, which can be observable by the future experiments like CALET [116, 117] and CTA [118].

The right panel of Fig.6 shows the positron fraction for the mixed model. The observed positron excess can be explained and, in this case, there will be no flux drop around \sim TeV in contrast to Fig. 5.

D. Observed WD pulsar candidates

Finally, in this subsection we give two interesting examples of the observed WD pulsar candidates, AE Aquarii and EUVE J0317-855. So far, a few thousand WDs have been discovered, and the magnetic field and the rotational period have been detected for some of them [189–191]. Forthcoming experiments like ASTRO-H [192] will find more magnetized and rapidly spinning WDs, which will reveal the detailed characteristics of such WDs. Then, we will know whether sufficient amount of WD pulsars exist in our Galaxy or not.

AE Aquarii

AE Aquarii is a magnetized cataclysmic variable, that is, consisting of a primary WD and a spectral type K5V main sequence star, located at ~ 100 pc from the solar system. The primary WD has spin period ~ 33 s, which is identified by the approximately sinusoidal profiles of the observed emissions at energies below ~ 4 keV [176, 177]. Recently Suzaku satellite discovered that AE Aquarii shows hard X-ray sharp pulsations at the period consistent with its rotation [133]. Also TeV gamma emissions during the optical flares were reported [178, 179], although there have been no detection since then. The primary WD is spinning down at a rate $\sim 6 \times 10^{-14}\text{s s}^{-1}$, implying the spin down luminosity $\sim 10^{33}\text{erg/sec}$, which is three orders of magnitude larger than the UV to X-ray emissions. The magnetic field strength inferred from the spin down luminosity is $\sim 5 \times 10^7\text{G}$ [180].

Since the AE Aquarii is an accreting binary system, the density of the plasma surrounding the primary WD may be much higher than the GJ density. However, both theoretical [181] and observational works suggest that the rapid rotation and strong magnetic field produce a low-density region around the WD, and the particle acceleration by the same mechanism as spin-powered pulsars could be possible. The parameters of AE Aquarii satisfy the condition Eq.(14), above the death line of WD pulsars (Fig.1).

EUVE J0317-855 (RE J0317-853)

EUVE J0317-855 is a hydrogen-rich magnetized WD discovered by ROSAT and EUVE survey [182, 183]. By analyzing the photometric, spectroscopic and polarimetric variations, EUVE J0317-855 is shown to rotate at the period ~ 725 s, which is one of the fastest isolated WDs, and the dipole magnetic field is $\sim 4.5 \times 10^8\text{G}$. EUVE

⁴ We also reduce the flux by 30% since the fitting function of Baltz & Edsjö (1999) provide larger flux than the data even without other contributions.

J0317-855 have a DA WD companion which is located at $\gtrsim 10^3$ AU from EUVE J0317-855. Because of the large separation, there suppose to be no interaction between the two WDs. By analysing the emission from the companion, Barstow et al (1995) [182] noted that EUVE J0317-855 is located at ~ 35 pc from the solar system, and the mass is $1.31\text{--}1.37M_\odot$ which is relatively large compared with the typical WD mass $\sim 0.6M_\odot$. Its rapid rotation and large mass suggest that EUVE J0317-855 may be the outcome of a double degenerate WD binary merger [183]. Relevant pulse emission from EUVE J0317-855 has not been observed yet, which may suggest that the e^\pm creation and acceleration does not occur. When we put the parameters of EUVE J0317-855 on Fig.1, it comes below the death line, which is also consistent with the observation.

IV. SUMMARY AND DISCUSSION

We have investigated the possibility that WD pulsars become a new TeV e^\pm source. We have supposed that a fair fraction of double degenerate WD binaries merge to become WD pulsars, and these WDs have the magnetospheres and pulsar wind nebulae. The e^\pm pair creation in the magnetospheres and their acceleration and cooling in the wind nebulae have been discussed, and we have found the following.

1. If a double degenerate WD binary merges into a maximally spinning WD, its rotational energy will become $\sim 10^{50}$ erg, which is comparable to that of a NS pulsar. Also the birth rate $\sim 10^{-2}\text{--}10^{-3}/\text{yr}/\text{galaxy}$ is similar to the NS case, which provides the right energy budget for cosmic ray e^\pm .
2. Applying the theory of NS magnetospheres, we give the e^\pm pair creation condition ("the death line") for WD pulsars. Since our fiducial parameters of WD pulsars meet the condition, the WD pulsars are eligible for the e^\pm factories. The death line is consistent with the observations for some WD pulsar candidates.
3. By assuming the energy equipartition between e^\pm and magnetic field in the wind region, we have shown that the e^\pm produced in the WD pulsar magnetosphere can accelerate up to ~ 10 TeV when the WD pulsar has a rapid rotation ($P \sim 50$ s) and strong magnetic fields ($B \sim 10^8$ G) and the e^\pm multiplicity is not so large ($\mathcal{M} \sim 1$).
4. In contrast to the NS case, the adiabatic energy losses of e^\pm in the pulsar wind nebula region are negligible in the case of the WD pulsars since they continue to inject the e^\pm after the nebula stop expanding. Also the radiative cooling of e^\pm is not so large, and the high energy e^\pm can escape from the nebula without losing much energy. As a consequence, it is enough that a fraction $\sim 1\%$ of WDs are magnetized as observed in order for the WD pulsars to become the relevant TeV e^\pm sources.

Based on the WD pulsar model above, we have calculated the observed e^\pm flux from multiple WD pulsars in our Galaxy. We have solved the diffusion equation including the KN effect, and found the following.

5. We have shown the two model e^\pm fluxes. In one model (WD pulsar dominant model), only considering the contribution from the multiple WD pulsars, we can explain the reported excess of the e^\pm flux around $100\text{ GeV} \lesssim \epsilon \lesssim 1\text{ TeV}$ and also the PAMELA positron excess. In the other model (WD and NS pulsar mixed model), the combination of the multiple WD and NS pulsars can also explain the existent observations, and form the double bump in the energy spectrum of e^\pm , which can be a signature for the future e^\pm observation like CALET [116, 117] and CTA [118]. Since the lifetime of WD pulsars are relatively large, the number of nearby active sources can be huge, which give a small Poisson fluctuation in the e^\pm flux compared with NS pulsars.

As we have shown, WD pulsars could dominate the quickly cooling e^\pm above TeV energy as a second spectral bump or even surpass the NS pulsars in the observing energy range ~ 100 GeV, providing a background for the dark matter signals and a nice target for the future AMS-02 [114, 115], CALET [116, 117] and CTA [118]. As the future works we should consider other observational signatures than e^\pm for the coming multi-messenger astronomy era. For example we have to consider the radio to γ ray emission from WD pulsars based on our model. Moreover double degenerate WD mergers, which we consider as the origin of WD pulsars, is a promising source of the future gravitational wave observation by LISA [128]. It is very interesting if we get a strong constraint on the event rate of the mergers in our Galaxy by observing the high energy e^\pm . In this paper, we consider only merged WDs as a source of high energy e^\pm emissions. In the single-degenerate binaries, the accretion could induce the rapid rotation of the WDs. These accreting binary systems could also become WD pulsars if they have strong magnetic fields as AE Aquarii.

At the current moment, our model have several crucial assumptions which should be considered more carefully. Last of all, we discuss these things and what we should consider in the future works.

- A. We have discussed the death line of WD pulsars based on the simplest polar cap model, considering only the curvature radiation for the e^\pm pair creation photons and the vacuum polar cap gap in which $\rho = 0$. It has been

shown that the inverse Compton scattered photon is important for the e^\pm pair creation in the polar cap, and the observed death line of NS pulsars is well explained also by the space charge limited flow model [193, 194]. Especially for the WD, even in the case of $\mathbf{\Omega} \cdot \mathbf{B} < 0$, the charged limited flows may exist since the binding energy of the ions could be smaller than the thermal energy at the surface. Hence we have to investigate the death line for WD pulsars based on, for example, the Harding & Muslimov model [193, 194]. Also the e^\pm multiplicity in the magnetosphere is crucial for the maximum energy, and we have to calculate it consistently with the polar cap model.

- B. There are uncertainties about the accelerating and cooling processes of e^\pm in the pulsar wind nebula. The energy flux of the magnetic field may not be conserved in the wind region like the Crab nebula [174, 175]. This time we have assumed Eq.(19) for simplicity. Moreover, we have to evaluate more precisely the inverse Compton scattering in the pulsar wind nebula as a radiative cooling. In this paper we roughly estimate it to be comparable to the synchrotron radiation. We also have to worry about whether the wind mainly consist of the e^\pm , which is still under debate even in the case of NS pulsars.
- C. When calculating the e^\pm flux from the multiple sources, we assume that the e^\pm diffusion process and the source distribution are isotropic. However the energy density of the stellar and dust radiation varies with respect to the position in our Galaxy. Moreover, compact objects like WDs and NSs may distribute more densely near the center of our Galaxy. (Also, the large kick velocity which could be made at the collapse or merger phase may affect the spatial distribution of the pulsars.) Since the arrival anisotropy can be useful to discriminate the origin of the observed e^\pm , we should take into account these anisotropic effects.

V. ACKNOWLEDGEMENTS

We thank Y. Suwa, Y. Ohira, K. Murase, H. Okawa, F. Takahara, S. Shibata and T. Nakamura for many useful discussions and comments. K.K acknowledge the support of the Grant-in-Aid for the Global COE Program "The Next Generation of Physics, Spun from Universality and Emergence" from the Ministry of Education, Culture, Sports, Science and Technology (MEXT) of Japan. This work is also supported by the Grant-in-Aid from the MEXT of Japan, Nos. 19047004, 21684014, 22244019 for K.I. and 22740131 for N.K..

-
- [1] O. Adriani et al. (PAMELA Collaboration), *Nature*, 458, 2009, 607.
 - [2] J. Chang et al., *Nature*, 456, 2008, 362.
 - [3] S. Torii et al. (PPB-BETS Collaboration), arXiv:0809.0760.
 - [4] Ackermann, M. et al. 2010, arXiv:1008.3999.
 - [5] A. A. Abdo *et al.* [The Fermi LAT Collaboration], *Phys. Rev. Lett.* **102**, 181101 (2009) [arXiv:0905.0025 [astro-ph.HE]].
 - [6] A. A. Moiseev, J. F. Ormes and I. V. Moskalenko, arXiv:0706.0882.
 - [7] F. A. Aharonian et al. (H.E.S.S. Collaboration), *Phys. Rev. Lett.*, 101, 2008, 261104.
 - [8] F. A. Aharonian et al. (H.E.S.S. Collaboration), *Astron. Astrophys.*, 508, 2009, 561.
 - [9] Y. Fan, B. Zhang and J. Chang, arXiv:1008.4646.
 - [10] N. Kawanaka, K. Ioka and M. M. Nojiri, *ApJ*, 710, 2010, 958.
 - [11] D. Hooper, P. Blasi and P. D. Serpico, *J. Cosmol. Astropart. Phys.*, 0901, 2009, 025.
 - [12] H. Yuksel, M. D. Kistler and T. Stanev, *Phys. Rev. Lett.*, 103, 2009, 051101.
 - [13] S. Profumo, arXiv:0812.4457.
 - [14] D. Malyshev, I. Cholis and J. Gelfand, *Phys. Rev. D*, 80, 2009, 063005.
 - [15] D. Grasso et al. (FERMI-LAT Collaboration), *Astropart. Phys.*, 32, 2009, 140.
 - [16] M. D. Kistler and H. Yuksel, arXiv:0912.0264 [astro-ph.HE].
 - [17] J. S. Heyl, R. Gill and L. Hernquist, arXiv:1005.1003 [astro-ph.HE].
 - [18] Y. Fujita, K. Kohri, R. Yamazaki and K. Ioka, *Phys. Rev. D*, 80, 2009, 063003.
 - [19] N. J. Shaviv, E. Nakar and T. Piran, *Phys. Rev. Lett.*, 103, 2009, 111302.
 - [20] H. B. Hu, Q. Yuan, B. Wang, C. Fan, J. L. Zhang and X. J. Bi, *ApJ*, 700, 2009, L170.
 - [21] P. Blasi, *Phys. Rev. Lett.*, 103, 2009, 051104.
 - [22] P. Blasi and P. D. Serpico, *Phys. Rev. Lett.*, 103, 2009, 081103.
 - [23] P. Mertsch and S. Sarkar, *Phys. Rev. Lett.*, 103, 2009, 081104.
 - [24] P. L. Biermann, J. K. Becker, A. Meli, W. Rhode, E. S. Seo and T. Stanev, *Phys. Rev. Lett.*, 103, 2009, 061101.
 - [25] M. Ahlers, P. Mertsch and S. Sarkar, *Phys. Rev. D* **80**, 123017 (2009) [arXiv:0909.4060 [astro-ph.HE]].
 - [26] M. Kachelriess, S. Ostapchenko and R. Tomas, arXiv:1004.1118 [astro-ph.HE].
 - [27] N. Kawanaka, K. Ioka, Y. Ohira and K. Kashiwama, 2010. in preparation.

- [28] S. Heinz and R. A. Sunyaev, *Astron. Astrophys.*, 390, 2002, 751.
- [29] K. Ioka, *Prog. Theor. Phys.* **123**, 743 (2010) [arXiv:0812.4851 [astro-ph]].
- [30] A. Calvez and A. Kusenko, arXiv:1003.0045 [astro-ph.HE].
- [31] M. Asano, S. Matsumoto, N. Okada and Y. Okada, *Phys. Rev. D*, 75, 2007, 063506.
- [32] N. Arkani-Hamed, D. P. Finkbeiner, T. R. Slatyer and N. Weiner, *Phys. Rev. D*, 79, 2009, 015014.
- [33] E. A. Baltz and J. Edsjo, *Phys. Rev. D*, 59, 1999, 023511.
- [34] V. Barger, W. Y. Keung, D. Marfatia and G. Shaughnessy, *Phys. Lett. B* **672**, 141 (2009) [arXiv:0809.0162 [hep-ph]].
- [35] V. Barger, Y. Gao, W. Y. Keung, D. Marfatia and G. Shaughnessy, *Phys. Lett. B* **678**, 283 (2009) [arXiv:0904.2001 [hep-ph]].
- [36] L. Bergstrom, T. Bringmann and J. Edsjo, *Phys. Rev. D*, 78, 2008, 103520.
- [37] G. Bertone, M. Cirelli, A. Strumia and M. Taoso, *JCAP* **0903**, 009 (2009) [arXiv:0811.3744 [astro-ph]].
- [38] E. Borriello, A. Cuoco and G. Miele, *Astrophys. J.* **699**, L59 (2009) [arXiv:0903.1852 [astro-ph.GA]].
- [39] C. R. Chen, K. Hamaguchi, M. M. Nojiri, F. Takahashi and S. Torii, *J. Cosmol. Astropart. Phys.*, 0905, 2009, 015.
- [40] H. C. Cheng, J. L. Feng and K. T. Matchev, *Phys. Rev. Lett.* **89**, 211301 (2002) [arXiv:hep-ph/0207125].
- [41] I. Cholis, D. P. Finkbeiner, L. Goodenough and N. Weiner, *JCAP* **0912**, 007 (2009) [arXiv:0810.5344 [astro-ph]].
- [42] I. Cholis, G. Dobler, D. P. Finkbeiner, L. Goodenough and N. Weiner, *Phys. Rev. D*, 80, 2009, 123518.
- [43] M. Cirelli, M. Kadastik, M. Raidal and A. Strumia, *Nucl. Phys. B*, 813, 2009, 1.
- [44] M. Cirelli and A. Strumia, arXiv:0808.3867.
- [45] R. M. Crocker, N. F. Bell, C. Balazs and D. I. Jones, *Phys. Rev. D* **81**, 063516 (2010) [arXiv:1002.0229 [hep-ph]].
- [46] D. Feldman, Z. Liu, P. Nath and B. D. Nelson, *Phys. Rev. D* **80**, 075001 (2009) [arXiv:0907.5392 [hep-ph]].
- [47] P. J. Fox and E. Poppitz, *Phys. Rev. D* **79**, 083528 (2009) [arXiv:0811.0399 [hep-ph]].
- [48] J. Hall and D. Hooper, *Phys. Lett. B*, 681, 2009, 220.
- [49] R. Harnik and G. D. Kribs, *Phys. Rev. D* **79**, 095007 (2009) [arXiv:0810.5557 [hep-ph]].
- [50] J. Hisano, S. Matsumoto, M. M. Nojiri and O. Saito, *Phys. Rev. D*, 71, 2005, 063528.
- [51] J. Hisano, M. Kawasaki, K. Kohri and K. Nakayama, *Phys. Rev. D*, 79, 2009, 043516; *Phys. Rev. D*, 79, 2009, 063514; [*Eur. Phys. J.*, 80, 2009, 029907].
- [52] J. Hisano, M. Kawasaki, K. Kohri, T. Moroi and K. Nakayama, *Phys. Rev. D* **79**, 083522 (2009) [arXiv:0901.3582 [hep-ph]].
- [53] D. Hooper, A. Stebbins and K. M. Zurek, *Phys. Rev. D*, 79, 2009, 103513.
- [54] D. Hooper and K. M. Zurek, *Phys. Rev. D* **79**, 103529 (2009) [arXiv:0902.0593 [hep-ph]].
- [55] M. Ibe, H. Murayama and T. T. Yanagida, *Phys. Rev. D* **79**, 095009 (2009) [arXiv:0812.0072 [hep-ph]].
- [56] K. Ishiwata, S. Matsumoto and T. Moroi, *Phys. Lett. B*, 675, 2009, 446.
- [57] K. Kadota, K. Freese and P. Gondolo, *Phys. Rev. D* **81**, 115006 (2010) [arXiv:1003.4442 [hep-ph]].
- [58] J. D. March-Russell and S. M. West, *Phys. Lett. B*, 676, 2009, 133.
- [59] P. Meade, M. Papucci, A. Strumia and T. Volansky, *Nucl. Phys. B* **831**, 178 (2010) [arXiv:0905.0480 [hep-ph]].
- [60] Y. Nomura and J. Thaler, *Phys. Rev. D* **79**, 075008 (2009) [arXiv:0810.5397 [hep-ph]].
- [61] M. Pospelov and A. Ritz, *Phys. Lett. B* **671**, 391 (2009) [arXiv:0810.1502 [hep-ph]].
- [62] P. f. Yin, Q. Yuan, J. Liu, J. Zhang, X. j. Bi and S. h. Zhu, *Phys. Rev. D* **79**, 023512 (2009) [arXiv:0811.0176 [hep-ph]].
- [63] J. Zavala, V. Springel and M. Boylan-Kolchin, arXiv:0908.2428 [astro-ph.CO].
- [64] J. Zhang, X. J. Bi, J. Liu, S. M. Liu, P. F. Yin, Q. Yuan and S. H. Zhu, *Phys. Rev. D*, 80, 2009, 023007.
- [65] A. Arvanitaki, S. Dimopoulos, S. Dubovsky, P. W. Graham, R. Harnik and S. Rajendran, *Phys. Rev. D* **80**, 055011 (2009) [arXiv:0904.2789 [hep-ph]].
- [66] A. Arvanitaki, S. Dimopoulos, S. Dubovsky, P. W. Graham, R. Harnik and S. Rajendran, *Phys. Rev. D* **79**, 105022 (2009) [arXiv:0812.2075 [hep-ph]].
- [67] W. Buchmuller, A. Ibarra, T. Shindou, F. Takayama and D. Tran, *JCAP* **0909**, 021 (2009) [arXiv:0906.1187 [hep-ph]].
- [68] C. R. Chen and F. Takahashi, *J. Cosmol. Astropart. Phys.*, 0902, 2009, 004.
- [69] C. R. Chen, F. Takahashi and T. T. Yanagida, *Phys. Lett. B*, 671, 2009, 71; *Phys. Lett. B*, 673, 2009, 255.
- [70] C. R. Chen, M. M. Nojiri, F. Takahashi and T. T. Yanagida, *PTP*, 122, 2009, 553.
- [71] S. De Lope Amigo, W. Y. Cheung, Z. Huang and S. P. Ng, *JCAP* **0906**, 005 (2009) [arXiv:0812.4016 [hep-ph]].
- [72] H. Fukuoka, J. Kubo and D. Suematsu, *Phys. Lett. B* **678**, 401 (2009) [arXiv:0905.2847 [hep-ph]].
- [73] K. Hamaguchi, S. Shirai and T. T. Yanagida, *Phys. Lett. B*, 673, 2009, 247.
- [74] K. Hamaguchi, E. Nakamura, S. Shirai and T. T. Yanagida, *Phys. Lett. B* **674**, 299 (2009) [arXiv:0811.0737 [hep-ph]].
- [75] A. Ibarra and D. Tran, *JCAP* **0902**, 021 (2009) [arXiv:0811.1555 [hep-ph]].
- [76] A. Ibarra, D. Tran and C. Weniger, *JCAP* **1001**, 009 (2010) [arXiv:0906.1571 [hep-ph]].
- [77] K. Ishiwata, S. Matsumoto and T. Moroi, *Phys. Rev. D*, 78, 2008, 063505; *Phys. Rev. D*, 79, 2009, 043527; *JHEP* **0905**, 110 (2009); *Phys. Lett. B* **679**, 1 (2009).
- [78] J. Mardon, Y. Nomura and J. Thaler, *Phys. Rev. D* **80**, 035013 (2009) [arXiv:0905.3749 [hep-ph]].
- [79] E. Nardi, F. Sannino and A. Strumia, *JCAP* **0901**, 043 (2009) [arXiv:0811.4153 [hep-ph]].
- [80] N. Okada and T. Yamada, *Phys. Rev. D* **80**, 075010 (2009) [arXiv:0905.2801 [hep-ph]].
- [81] S. Shirai, F. Takahashi and T. T. Yanagida, *Phys. Lett. B* **680**, 485 (2009) [arXiv:0905.0388 [hep-ph]].
- [82] O. Adriani et al. (PAMELA Collaboration), *Phys. Rev. Lett.* 102, 2009, 051101.
- [83] O. Adriani et al. [PAMELA Collaboration], arXiv:1007.0821 [astro-ph.HE].
- [84] A. A. Abdo et al. [Fermi-LAT Collaboration], *JCAP* **1004**, 014 (2010) [arXiv:1002.4415 [astro-ph.CO]].
- [85] M. Ackermann et al., *JCAP* **1005**, 025 (2010) [arXiv:1002.2239 [astro-ph.CO]].
- [86] A. A. Abdo et al., *Astrophys. J.* **712**, 147 (2010) [arXiv:1001.4531 [astro-ph.CO]].

- [87] T. Delahaye, R. Lineros, F. Donato, N. Fornengo and P. Salati, Phys. Rev. D, 77, 2008, 063527.
- [88] R. Cowsik and B. Burch, arXiv:0905.2136.
- [89] B. Katz, K. Blum and E. Waxman, 2010, MNRAS, 405, 1458.
- [90] L. Stawarz, V. Petrosian and R. D. Blandford, AJ, 710, 2010, 236.
- [91] R. Schlickeiser and J. Ruppel, arXiv:0908.2183.
- [92] M. H. Israel, Physics, 2, 2009, 53.
- [93] A. R. Fazely, R. M. Gunasingha and S. V. Ter-Antonyan, arXiv:0904.2371.
- [94] M. Schubnell, arXiv:0905.0444.
- [95] C. S. Shen, ApJ, 162, 1970, L181.
- [96] C. Y. Mao and C. S. Shen, Chin. J. Phys., 10, 1972, 16.
- [97] A. Boulares, ApJ, 342, 1989, 807.
- [98] F. A. Aharonian, A. M. Atoyan and H. J. Völk, Astron. Astrophys., 294, 1995, L41.
- [99] X. Chi, K. S. Cheng and E. C. M. Young, ApJ, 459, 1996, L83.
- [100] L. Zhang and K. S. Cheng, Astron. Astrophys., 368, 2001, 1063.
- [101] C. Grimani, Astron. Astrophys., 474, 2007, 339.
- [102] I. Buesching, O. C. de Jager, M. S. Potgieter and C. Venter, ApJ, 678, 2008, L39.
- [103] C. S. Shen and G. B. Berkey, Phys. Rev., 171, 1968, 1344.
- [104] R. Cowsik and M. A. Lee, ApJ, 228, 1979, 297.
- [105] A. M. Atoyan, F. A. Aharonian and H. J. Völk, Phys. Rev. D, 52, 1995, 3265.
- [106] A. D. Erlykin and A. W. Wolfendale, J. of Phys. G, 28, 2002, 359.
- [107] M. Pohl and J. A. Esposito, ApJ, 507, 1998, 327.
- [108] I. V. Moskalenko and A. W. Strong, ApJ, 493, 1998, 694.
- [109] A. W. Strong, I. V. Moskalenko and O. Reimer, ApJ, 537, 2000, 763 [Errata; 541, 2000, 1109].
- [110] T. Kobayashi, Y. Komori, K. Yoshida and J. Nishimura, ApJ, 601, 2004, 340.
- [111] E. G. Berezhko, L. T. Ksenofontov, V. S. Ptuskin, V. N. Zirakashvili and H. J. Voelk, Astron. Astrophys. **410**, 189 (2003) [arXiv:astro-ph/0308199].
- [112] A. W. Strong, I. V. Moskalenko and O. Reimer, ApJ, 613, 2004, 962.
- [113] V. S. Berezhinski, S. V. Bulanov, V. A. Dogiel, V. L. Ginzburg, and V. S. Ptuskin, 1990, Astrophysics of Cosmic Rays (Amsterdam: North-Holland).
- [114] Beischer, B.; von Doetinchem, P.; Gast, H.; Kirn, T.; Schael, S. New Journal of Physics, Volume 11, Issue 10, pp. 105021 (2009).
- [115] M. Pato, D. and M. Simet, JCAP **1006**, 022 (2010) [arXiv:1002.3341 [astro-ph.HE]].
- [116] S. Torii (CALET Collaboration), Nucl. Phys. B (Proc. Suppl.), 150, 2006, 345.
- [117] S. Torii (CALET Collaboration), J. Phys. Conf. Ser., 120, 2008, 062020.
- [118] The CTA Consortium, arXiv:1008.3703.
- [119] P. Goldreich, and W. H. Julian ApJ, 157, 1969, 869.
- [120] M. A. Ruderman and P. G. Sutherland ApJ, 196, 1975, 51.
- [121] K. S. Cheng, C. Ho, and M. Ruderman ApJ, 300, 1986, 500.
- [122] S. D. Kawaler, arXiv:astro-ph/0301539.
- [123] G. Nelemans, L. R. Yungelson and S. F. Portegies Zwart, Astronomy and Astrophysics, v.375, p.890-898 (2001).
- [124] A. J. Farmer and E. S. Phinney, Mon. Not. Roy. Astron. Soc. **346**, 1197 (2003) [arXiv:astro-ph/0304393].
- [125] R. Pakmor, M. Kromer, F. K. Roepke, S. A. Sim, A. J. Ruiter and W. Hillebrandt, Nature, Volume 463, Issue 7277, pp. 61-64 (2010).
- [126] J. Liebert, P. Bergeron and J. B. Holberg, Astron. J. **125**, 348 (2003) [arXiv:astro-ph/0210319].
- [127] G. D. Schmidt *et al.* [SDSS Collaboration], Astrophys. J. **595**, 1101 (2003) [arXiv:astro-ph/0307121].
- [128] Ruiter, A., Belczynski, K., Benacquista, M., Larson, S., Williams, G., 2010, ApJ, 717, 1006.
- [129] B. Paczynski, ApJ, 365, 1990, L9.
- [130] V. V. Usov, ApJ, 410, 1993, 761.
- [131] V. V. Usov, Sov. Astron. Lett., 14, 1988, 258.
- [132] N. R. Ikhsanov and P. L. Biermann, Astronomy and Astrophysics, Volume 445, Issue 1, January I 2006, pp.305-312.
- [133] Y. Terada *et al.*, Publications of the Astronomical Society of Japan, Vol.60, No.2, pp.387-397.
- [134] B. Zhang and J. Gil, Astrophys. J. **631**, L143 (2005) [arXiv:astro-ph/0508213].
- [135] P. Mészáros, Rep. Prog. Phys., 69, 2006, 2259.
- [136] B. Zhang, Chin. J. Astron. Astrophys., 7, 2007, 1.
- [137] D. Guetta and M. Della Valle, ApJ, 657, 2007, L73.
- [138] A. A. Abdo *et al.*, Science, 323, 2009, 1688.
- [139] J. L. Racusin *et al.*, Nature, 455, 2008, 183.
- [140] M. S. Longair, *High Energy Astrophysics* (Cambridge University Press, New York, 1994), Vol. 2, Chaps. 19, 20, Fig. 19.2.
- [141] K. Ioka, K. Murase, K. Toma, S. Nagataki and T. Nakamura, ApJ, 670, 2007, L77.
- [142] M. J. Rees and P. Mészáros, ApJ, 628, 2005, 847.
- [143] K. Murase and K. Ioka, ApJ, 676, 2008, 1123.
- [144] E. Waxman and B. T. Draine, ApJ, 537, 2000, 796.
- [145] A. A. Esin and R. Blandford, ApJ, 534, 2000, L151.
- [146] J. Albert *et al.* (MAGIC Collaboration), ApJ, 667, 2007, 358.

- [147] G. Guillian et al. (Super-Kamiokande Collaboration), *Phys. Rev. D*, 75, 2007, 062003.
- [148] D. G. Wentzel, *Annu. Rev. Astron. Astrophys.*, 12, 1974, 71.
- [149] C. J. Cesarsky, *Annu. Rev. Astron. Astrophys.*, 18, 1980, 289.
- [150] A. D. Erlykin and A. W. Wolfendale, *Astropart. Phys.*, 25, 2006, 183.
- [151] V. S. Ptuskin, F. C. Jones, E. S. Seo and R. Sina, *Adv. Space Research*, 37, 2006, 1909.
- [152] M. A. Lee, *ApJ*, 229, 1979, 424.
- [153] A. A. Lagutin and Y. A. Nikulin, *J. Exp. Theor. Phys.*, 81, 1995, 825.
- [154] M. Amenomori et al. (Tibet AS-gamma Collaboration), *AIP Conf. Proc.*, 932, 2007, 283.
- [155] E. Battaner, J. Castellano and M. Masip, *ApJ*, 703, 2009, L90.
- [156] K. Munakata, Y. Mizoguchi, C. Kato, S. Yasue, S. Mori, M. Takita and J. Kota, *arXiv:0911.1165*.
- [157] M. Amenomori et al. (Tibet AS-gamma Collaboration), *Science*, 314, 2006, 439.
- [158] K. Ioka, S. Kobayashi and P. Mészáros, *ApJ*, 613, 2004, L17.
- [159] K. Ioka and P. Mészáros, *ApJ*, 709, 2010, 1337.
- [160] G. Bertone, A. Kusenko, S. Palomares-Ruiz, S. Pascoli and D. Semikoz, *Phys. Lett. B*, 636, 2006, 20.
- [161] E. Parizot, M. Casse, R. Lehoucq and J. Paul, *Astron. Astrophys.*, 432, 2005, 889.
- [162] A. S. Fruchter et al., *Nature*, 441, 2006, 463.
- [163] K. Z. Stanek et al., *Acta Astron.*, 56, 2006, 333.
- [164] S. Savaglio, K. Glazebrook and D. L. Borgne, *ApJ*, 691, 2009, 182.
- [165] R. E. Falcon, M. H. Winget, M. H. Montgomery & K. A. Williams, 2010, *ApJ*, 712, 585.
- [166] R. Narayan, 1987, *ApJ*, 319, 162.
- [167] D. R. Lorimer, M. Bailes, R. J. Dewey, & P. A. Harrison, 1993, *MNRAS*, 263, 401.
- [168] P. Lorén-Aguilar, J. Isern, & E. García-Berro, 2009, *A & A*, 500, 1193.
- [169] J. Arons, & E. T. Scharlemann, 1979, *ApJ*, 231, 854.
- [170] A. G. Muslimov, & A. I. Tsygan, 1991, *MNRAS*, 225, 61.
- [171] B. Zhang, & G. J. Qiao, 1996, *A & A*, 310, 135.
- [172] K. Chen, & M. Ruderman, 1993, *ApJ*, 402, 264.
- [173] T. Erber, 1966, *Rev. Mod. Phys.* 38, 626.
- [174] C. F. Kennel, & F. V. Coroniti, 1984, *ApJ*, 283, 710.
- [175] M. J. Rees, & J. E. Gunn, 1974, *MNRAS*, 167, 1.
- [176] P. Patterson, 1979, *ApJ*, 234, 978.
- [177] M. Eracleous, et al. 1994, *ApJ*, 433, 313.
- [178] P. J. Meintjes, B. C. Raubenheimer, O. C. de Jager, C. Brink, H. I. Nel, A. R. North, G. van Urk & B. Visser, 1992, *ApJ*, 401, 325.
- [179] P. J. Meintjes, O. C. de Jager, B. C. Raubenheimer, H. I. Nel, A. R. North, D. A. H. Burckley & C. Koen, 1994, *ApJ*, 433, 292.
- [180] N. R. Ikhasanov, 1998, *A & A*, 338, 526.
- [181] G. A. Wynn, A. R. King & K. Horn, 1997, *MNRAS*, 286, 436.
- [182] M. A. Barstow, S. Jordan, D. O'Donoghue, M. R. Burleigh, R. Napiwotzki & M. K. Harrop-Allin, 1995, *MNRAS*, 277, 971.
- [183] L. Ferrario, S. Vennes, D. T. Wickramasinghe, J. A. Bailey & D. J. Christian, 1997, *MNRAS*, 292, 205.
- [184] R. Moderski, M. Sikora, P. S. Coppi & F. Aharonian, 2005, *MNRAS*, 363, 952.
- [185] T. A. Poter, I. V. Moskalenko, A. W. Strong, E. Orlando & L. Bouchet, 2008, *ApJ*, 682, 400.
- [186] G. Schatz, et al. 2003, *Proc. 28th Intl. Cosmic Ray Conf.*, Tsukuba, 4, 2293.
- [187] S. Gupta, 2009, *Proc. 31th Intl. Cosmic Ray Conf.*
- [188] M. C. Chantell, et al. 1997, *Phys. Rev. Lett.* 79, 1805.
- [189] D. T. Wickramasinghe & L. Ferrario, 2000, *PASP*, 112, 873.
- [190] G. Schmidt, et al. 2002, *ApJ*, 510, 1101.
- [191] K. M. Vanlandingham, et al. 2005, *ApJ*, 130, 734.
- [192] T. Takahashi, et al. 2008, *Proc. SPIE*, 7001, 7001.
- [193] A. K. Harding & A. G. Muslimov, 2001, *ApJ*, 556, 987.
- [194] A. K. Harding & A. G. Muslimov, 2002, *ApJ*, 568, 862.