

Pi in the Sky

Ali Frolop* and Douglas Scott†

Dept. of Physics & Astronomy, University of British Columbia, Vancouver, Canada

(Dated: 1st April 2016)

Deviations of the observed cosmic microwave background (CMB) from the standard model, known as ‘anomalies’, are obviously highly significant and deserve to be pursued more aggressively in order to discover the physical phenomena underlying them. Through intensive investigation we have discovered that there are equally surprising features in the digits of the number π , and moreover there is a remarkable correspondence between each type of peculiarity in the digits of π and the anomalies in the CMB. Putting aside the unreasonable possibility that these are just the sort of flukes that appear when one looks hard enough, the only conceivable conclusion is that, however the CMB anomalies were created, a similar process imprinted patterns in the digits of π .

I. INTRODUCTION

The standard cosmological model successfully describes a wide range of observational phenomena using just six parameters in the context of a framework that requires only a handful of basic assumptions [1]. The ‘ Λ CDM’ model is so successful in fact that attention has focussed on deviations from this simple picture. Just like with particle physics, one can gauge the maturity of the field through the fact that activity switches from establishing the validity of the framework to searching for physics ‘beyond the standard model’.

The most precise cosmological data come from careful measurements of the anisotropies in the cosmic microwave background (CMB [2]), as surveyed by the *COBE* [3], *WMAP* [4] and *Planck* [5] satellites, as well as with a suite of ground-based and balloon-borne experiments. *COBE* helped establish Λ CDM as the standard cosmological model, and for many people the biggest news from both *WMAP* and *Planck* was that there is no news, i.e. the standard model continues to be a good fit, even as the precision has improved dramatically. Since the days of *COBE* (e.g. Ref. [6]) there has been intensive investigation into deviations from Gaussianity or the breaking of statistical isotropy on large scales, motivated by the fact that they could be smoking guns for new physics in the early Universe. This process has continued to the present day, with a huge number of studies searching for blemishes of various forms in the CMB sky, which might be evidence for chinks in the armour of the standard model [7]. Now it seems like this search has become the main industry in cosmology.

Hundreds of papers have been written on this topic. We cannot possibly refer to all of them here, but many can be found in the reference lists of several overviews of the subject [8–10]. In the CMB sky, such deviations from perfection are often referred to as ‘anomalies’, and there are several distinct features of this sort that have been identified. Sarkar et al. [11] pointed out that there are at

least two unrelated kinds of anomalies and hence one can take the product of the chance probabilities to determine how unlikely our observed Universe is in the standard model. Recently Schwarz et al. [12] have argued that there are at least *three* distinct kinds of anomaly, and since each of them separately has a probability of $\sim 10^{-2}$ in the standard model, then our CMB sky is unlikely at the roughly 1-in-a-million level. Similar conclusions were also made in another recent paper by Melia [13].

In fact considerably more than three kinds of anomaly have already been identified, and no doubt more remain to be uncovered. They include: the Cold Spot; the low- ℓ deficit; the $\ell \simeq 20$ –30 dip; hemispheric asymmetry; low variance; dipole modulation; odd/even multipole asymmetry; and other specific features, such as rings, stripes, wiggles, bites and even letters [14, 15]. When considered together, the combined probability is vanishingly small that our sky could be a realisation of a Gaussian random process within Λ CDM.

Amazing though these CMB features are, we have discovered that a much more familiar data set, namely the digits of π [16], contains equally astonishing anomalies. Through the use of advanced analysis methods, using pattern recognition software and Bayesian search algorithms, we have discovered many distinct features in π . In fact, for each CMB anomaly there appears to be a corresponding effect in the digits of π – we call these analogous anisotropy anomalies (or AAAs). These features in π are *at least* as significant as the cosmological ones, and given that the CMB anomalies are patently evidence for new physics, this means that the patterns in π must demonstrate the existence of *mathematics* beyond the standard model [17].

II. THE DIGITS OF π

The irrational number π [18] occurs throughout physics, in anything related to rotations, waves, vibrations or phases. It occurs explicitly in Coulomb’s law, Kepler’s third law, Einstein’s field equations, the Fourier transform, the normalization of a Gaussian, the reduced Planck constant, etc. And perhaps most astonishingly, if you divide the circumference of a circle by its diameter,

*Electronic address: afrolop@phas.ubc.ca

†Electronic address: docslugtoast@phas.ubc.ca

you get exactly π !

Unlike other numbers, π attracts enormous attention, with contests to memorise its digits [19], and it even has its own day [20]. The number has also inspired a style of writing called ‘pilish’ (whose origin has been attributed to Sir James Jeans [21]), in which one uses words whose lengths match sequentially to the digits of π . Furthermore it is known that the digits of π eventually have to contain messages, and there is speculation that these may reveal basic truths about the nature of reality [22].

By developing novel computational techniques, we have performed extensive searches for patterns in the digits of π , similar to those already carried out for the CMB sky. For definiteness, in most of the investigations that we describe below, we focus on the first 10,000 digits of π [24], since this is similar to the number of modes probed by today’s CMB mapping experiments. We leave it to other researchers to extend our study to the trillions of additional digits that are now known. Like the CMB sky [25], we also assume that the digits of π are unchanging, although previous studies have already been carried out to investigate possible temporal [26] or spatial [27] variations of π .

III. ANOMALIES

A. The Cold Spot

Let us begin with one of the most widely discussed features in the CMB sky, namely the ‘Cold Spot’. Despite the fact that the power spectrum of the CMB anisotropies carries around 2000 σ worth of information [28], the apparently 2–3 σ significance of the Cold Spot is fantastically important. A quick glance at Fig. 1(a) shows just how prominent this feature is on the sky. Although not the large blue region near the centre [29], and not actually the coldest place on the CMB sky [30], the chances of finding a cold region of exactly this size and shape in Gaussian random skies is quite small. And the chances of finding such a spot in precisely this direction is almost vanishingly small.

In the digits of π there is an analogous feature, which might be called a ‘hot spot’, since it involves a cluster of the number ‘9’. Specifically, ‘9’ occurs six times concurrently after the 762nd digit of π , as shown in Fig. 1(b). This is sometimes called the ‘Feynman point’ [31], and appears fantastically earlier in the digits of π than one would expect for such a repeated run. One can estimate the probability of this AAA in the following way: the number of possible outcomes for 762 digits is 10^{762} ; the number of places the run ‘999999’ could be located within the first 762 digits is $(762 - 6) = 756$ and the number of possibilities for the other 756 digits is 10^{756} ; and hence the probability is $756/10^6 \simeq 8 \times 10^{-4}$.

It has also been pointed out [32] that the digits of 2π contain *seven* consecutive 9s at about the same position as the six 9s in π . This is of course even less likely to

occur by chance.

There are many other examples of unlikely runs of digits within π [33]. For example, if we focus on the number ‘4’, we find that the sequence ‘4444’ occurs much *later* than expected (in fact it is the last of the sets of four identical numbers), not until digit 54525. And amazingly ‘44444’ is also the last sequence of its type to occur (i.e. after ‘00000’, ‘11111’, etc.), not until digit 808651. This of course leads us to ask what is special about 4 and about 9 – what previously hidden mathematical principle could explain this behaviour?

B. Low variance

The large-scale CMB sky has lower variance than expected, and this can be examined in several different ways, e.g. by estimating the variance of the temperature field or some filtered power spectrum estimator. One popular statistical approach is to examine the correlation function of the CMB, which is shown in Fig. 2(a). It is very noticeable that above a precisely defined scale (say about 70°) the correlation function is very nearly approximately zero. And the chances of this are surely tiny. This result is so dramatic that the Universe is clearly trying to tell us something – perhaps there is an anthropic connection between the lack of large-scale correlations and our existence?

This deficiency in the variance at low multipoles has an analogy in the behaviour of the early digits of π . In the first 100 digits, the numbers 0 to 9 all occur fairly close to the average number of times (which is 10), as shown in Fig. 2(b). The biggest deviation is for the number 9, which occurs 13 times, this being exactly 1σ from the mean, with no other number occurring with a frequency that is more than 1σ from the expectation. This therefore represents a very ‘quiet’ distribution. Using Poisson statistics, the chances of picking 100 random digits and finding one digit more than 13 times is 0.220 and the chances of finding it less than 8 times is 0.136; hence for each of the 10 digits we have $\text{Prob}(8, 9, 10, 11, 12, 13) = 0.644$ and then the total probability of having such a quiet distribution is $P = 0.644^{10} = 0.012$. It is clear that the early digits of π are already telling us something through the fact that none of these integers wants to stand out.

In fact there are indications that this low variance continues further, and we can determine that the expected number for n digits is np , with $p = 0.1$, and the variance is $\sqrt{np(1-p)}$. In the first 1,000 digits only one number (‘1’ in this case) occurs more than 1σ from the expected frequency, and a similar pattern is even seen out to 10,000,000 digits, where ‘4’ is the only number occurring more than 1σ from the expected fraction.

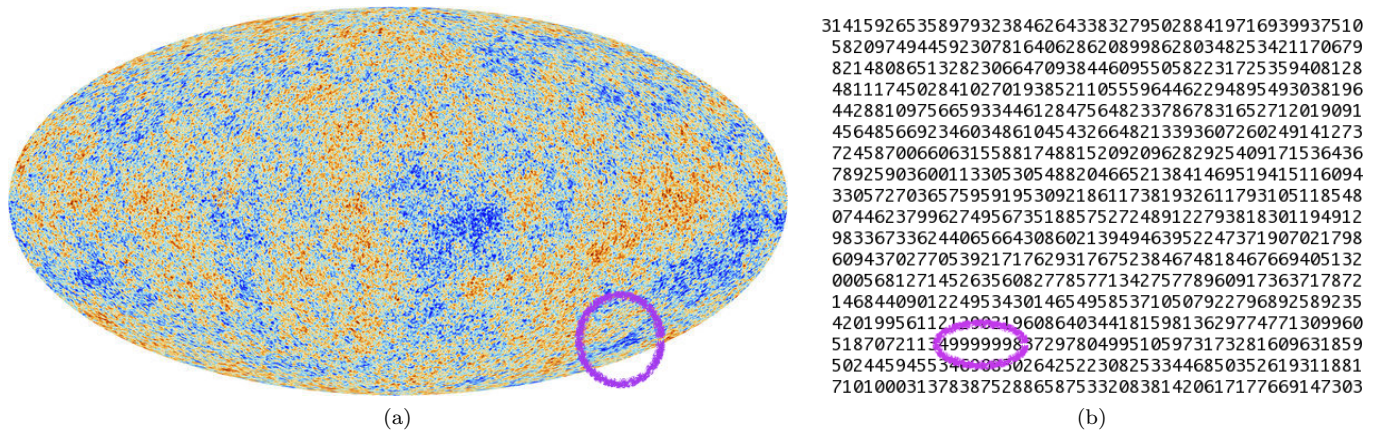


FIG. 1: (a) Map of the CMB sky [23] from the *Planck* satellite [5]. It seems hardly necessary to mark the position of the Cold Spot, since it stands out so clearly. (b) The first 900 digits of π , showing the early ‘hot spot’, also known as the Feynman point.

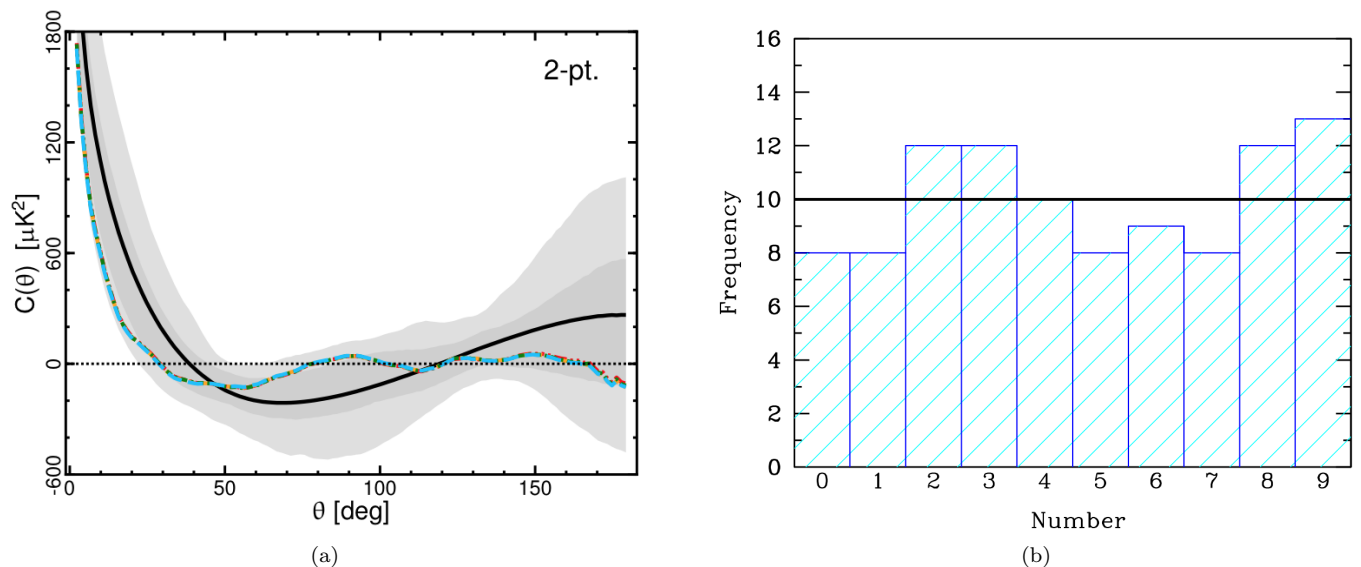


FIG. 2: (a) Correlation function for *Planck* data, taken from Ref. [12]. This is one of the most striking and well-defined of the CMB anomalies, arising from the fact that the data are quite close to zero for a fair range of angles, something that must surely be quite unlikely to find by chance. (b) An analogy for the low variance of the CMB for small multipoles is seen in the distribution of numbers in the first 100 digits of π . The frequency of these digits is remarkably ‘quiet’, i.e. all digits occur quite close to the average number of times (the thick black line), which must also be very unlikely.

C. Low- ℓ deficit

Another often-discussed anomaly is the lack of power in the C_ℓ s at low multipoles. This manifests itself as a general lowering of power for multipoles below about 40 and a specific ‘dip’ that is noticed at $\ell \simeq 20$ –30. Such features would be buried at the lowest multipoles if we were to plot C_ℓ versus linear ℓ , but can easily be seen when we carefully plot the lowest multipoles on a logarithmic scale, as shown in Fig. 3(a).

This low- ℓ dip has a corresponding AAA in the dig-

its of π , manifesting itself in the lack of the number ‘0’. Fig. 3(b) shows the cumulative count of 0 in the digits of π . For the lowest digits there is an obvious lack of 0s. In fact the first 0 does not occur until the 33rd digit, the probability of which can easily be estimated to be a few percent. Hence this is interesting, but perhaps not very remarkable in itself. However, we find that consecutive strings of the number 0 are also under-represented. For example the pattern ‘000000’ is the only string of six consecutive numbers that does *not* occur in the first million digits of π ; in fact it does not show up until digit

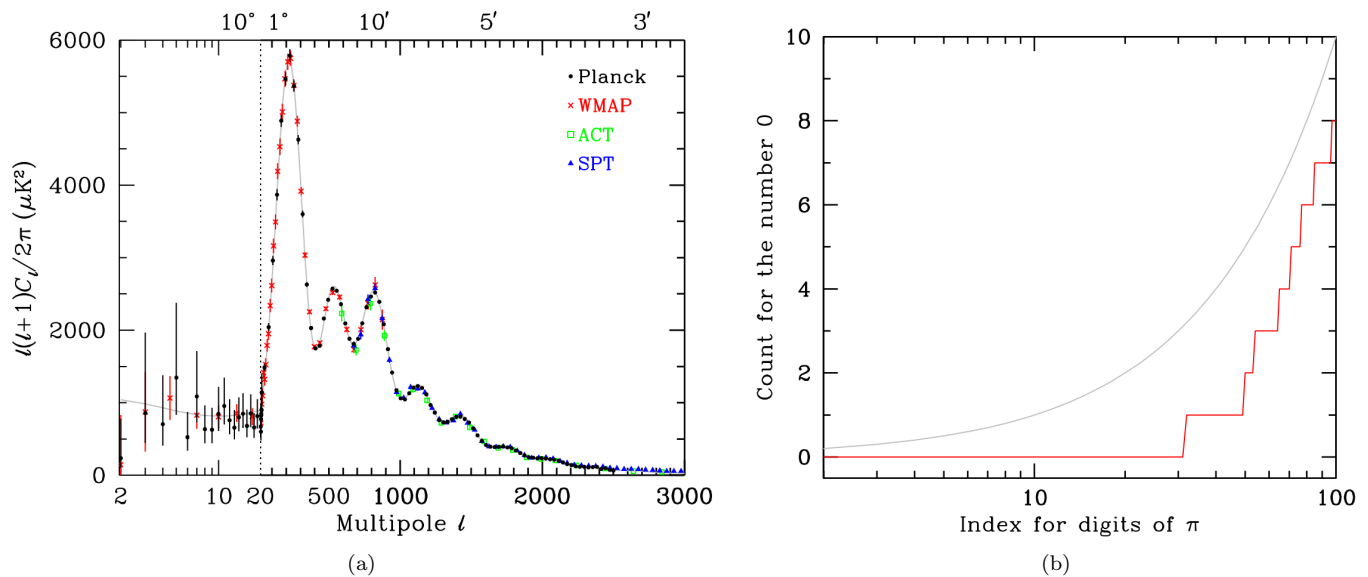


FIG. 3: (a) Compilation of CMB power spectrum data from *Planck*, *WMAP*, Atacama Cosmology Telescope [34] and South Pole Telescope [35]. As has become conventional, the lowest multipole part is plotted logarithmically and the rest on a linear scale. One can see that over the wide range of multipoles that have now been well measured, the deficit of power at $\ell=20\text{--}30$ really stands out. (b). For π we focus on the lowest integer, i.e. ‘0’, and find that there is a deficit in its abundance in the first digits (compared with the expectation, shown by the grey line). In fact the number 0 does not occur at all until the 33rd digit.

1,699,927.

Furthermore, if we consider the binary digits of π we discover that there are *many more* instances of 0 than 1 for the lowest digits. In particular 61% of the first 164 bits are 0, which is extreme enough to have a probability of just 0.3% (using the binomial distribution for 164 trials). The fraction of occurrences of ‘0’ stays well above 50% for several hundred more bits, showing that the binary digits also exhibit non-random features that require an explanation.

D. Hemispherical asymmetry

Many studies have pointed out that the CMB sky can be split into two hemispheres in which there is a dramatic difference in the power between each half of the sky. This can be studied equivalently by determining the amplitude of the dipole modulation of the sky. In Fig. 4(a) we reproduce a plot of the probability of obtaining the observed dipole amplitude in simulations of Gaussian skies (plotted here for each of the four distinct foreground-separated CMB maps produced by the *Planck* team, but these differences are not relevant here). It is clear that the scale $\ell_{\text{max}} \simeq 65$ is quite special, and yields a low probability of about 1%.

We can examine an analogous statistic in the digits of π . To do so we consider the digits up to some maximum digit, and split them into the first half and the second half. By removing the average (i.e. the value 4.5 for the set of integers 0 to 9), we calculate the sum of the two

separate halves of the digits, and plot this against the maximum digit in Fig. 4(b). The two halves of the digits of π behave in a dramatically different way, with an index around 2700 being the preferred scale here, but the difference continuing out to the highest digits examined. This AAA thus demonstrates that the digits of π have the same sort of ‘lop-sidedness’ as the CMB sky.

E. Alignments

Obviously the lowest-order CMB multipoles are special, and so should be examined particularly closely. It has been noticed that there is an ‘axis of evil’ [36], in that the preferred directions of these lowest multipoles are dramatically lined up with each other [37]. The extraordinarily tight alignment of the axes of the dipole, quadrupole and octupole are demonstrated in Fig. 5(a). This has been estimated to have a probability of order 0.1%.

We can search for an AAA alignment [38] in π itself, but in order to have something to align it with we need to find another number. The obvious choice is ‘e’, which occurs in physics and mathematics almost as often as π . Indeed both numbers occur in the famous Euler identity $e^{i\pi} = -1$. This may be the most compact and meaningful mathematical expression found by humanity so far [39], since it includes the operations of subtraction, multiplication and exponentiation, as well as the numbers i , 1 and 0 [40], in addition to π and e . Another reason to combine e with π is the obvious significance of these two

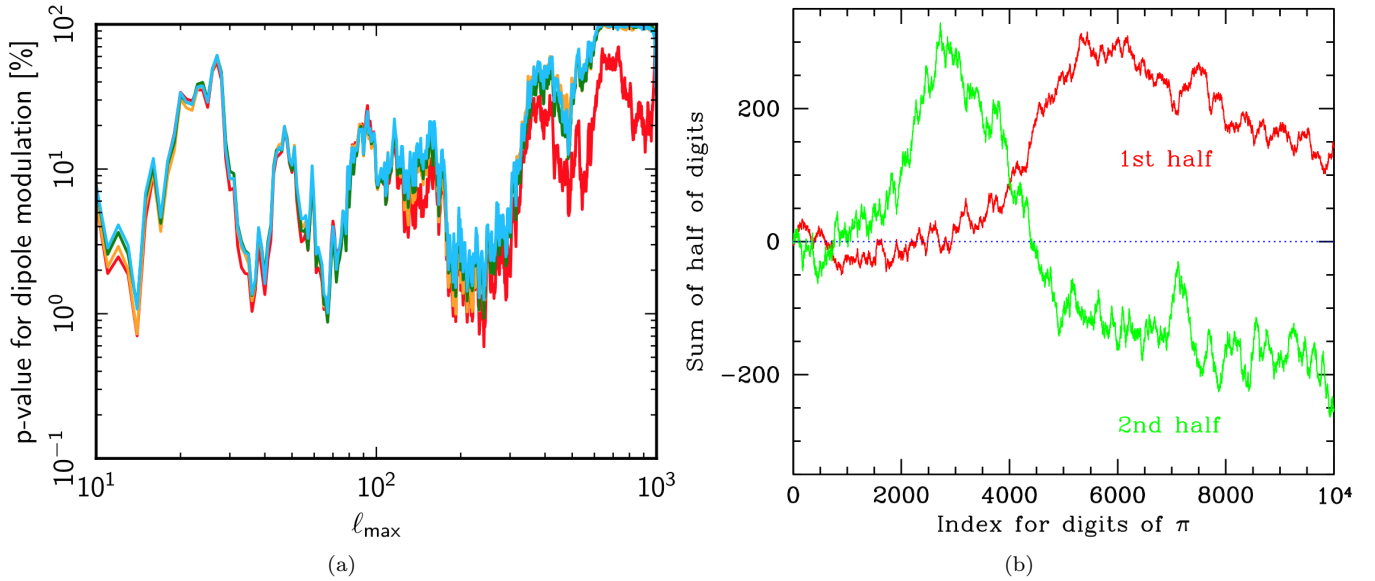


FIG. 4: (a) On large angular scales the CMB sky has more power in one hemisphere than the other, which can also be thought of as dipole modulation of the sky. Here (taken from Ref. [10], and plotted for four different foreground-separated CMB maps) we show how the significance of this modulation varies with the maximum multipole considered. It is clear that the spike at $\ell \simeq 65$ stands out compared with all other scales. The amplitude of the dipole modulation at this scale is only found in about 1 % of random simulations. (b) If we take the digits of π out to some maximum digit and separately add the first half and second half (after removing the average), we obtain the red and green lines, respectively. It is clear that the two halves of the digits behave in a remarkably different way.

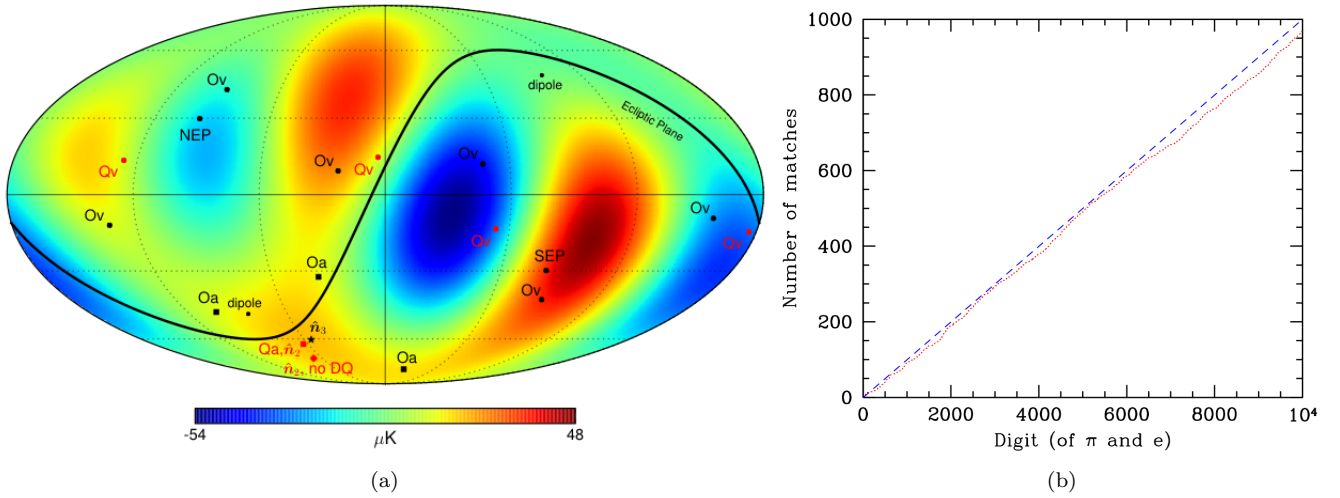


FIG. 5: (a) Alignment of the dipole (D), quadrupole (Q) and octupole (O) directions, taken from Ref. [12]. Since the dots all appear in one small part of the sky, one can see that these special directions are remarkably well aligned. (b) Anti-alignment of the digits of π and e . If one compares these two numbers, digit by digit, it becomes apparent that the fraction of matches found falls systematically short of expectations for essentially all the digits investigated.

numbers for humans, since the number of pairs of chromosomes possessed by homo sapiens is 23 [41], and this is the integer bracketed by π^e and e^π [42].

When we compare π and e digit by digit, we find that there are systematically fewer matches than expected. In

the first 130 or so digits there are quite a few matches (e.g. in the 13th, 17th and 18th digits), occurring at a little more than the expect rate of 1 time in 10. However, after the 130th digit the fraction of matches is consistently low all the way out to the 10,000th digit, as shown

in Fig. 5(b). One can estimate the significance of this result, e.g. using a Kolmogorov-Smirnov test on the deviation, yielding a probability corresponding to approximately a 6σ effect. This is a remarkable result, showing that although e and π *should* be composed of random digits, and hence entirely uncorrelated, they are in fact *anti*-correlated. There are two obvious possibilities: this relationship could come from a subtle connection through the Euler identity; or, more fundamentally, it could be pointing to these digits being far from random, but actually contain meaningful patterns [43].

F. Odd/even asymmetry

Another effect seen in the CMB power spectrum is that odd multipoles are systematically higher than even multipoles, a property sometimes referred to as ‘point-parity asymmetry’. This can be seen in the *Planck* data plotted in Fig. 6(a), where there is a very striking ‘sawtooth’ pattern for odd versus even multipoles.

There is an analogy when we compare the odd and even digits of π . If we take the first digits of π and split them into pairs, we find that the first digit is sometimes bigger than the second one in the pair, but sometimes the opposite is true. For example in $3.14159\dots$, $3 > 1$ and $4 > 1$, but $5 < 9$. However, if we repeat this exercise, then more often than not we find that the odd digits are larger than the even digits. This is shown in Fig. 6(b), where we have plotted the sum of the difference between odd digits and even digits of π . The probability of achieving such a systematic difference over so many pairs of digits is exceedingly small.

One lesson here is that the odd digits of π are generally bigger than the even digits, and hence if you wanted, as a party trick, to learn *either* the odd digits or even digits of π , you would be better to pick the odd digits [44]. But what could this ‘parity’ AAA be telling us?

G. Initials and words

It was pointed out by the *WMAP* team [4] that one can find Stephen Hawking’s initials in the CMB sky, as shown in Fig. 7(a). These same features, clearly being two roman characters in roughly the same size, font and orientation, are also present in the *Planck* data. We are not aware of any systematic search for all combinations of letters, with arbitrary position, font, size and orientation. But presumably such a search would turn up many other interesting examples of writing on the ‘cosmic billboard’.

Words can also be searched for in the digits of π . In order to do that one needs to select a scheme for converting the digits into letters. We are aware of four separate methods to do this. Firstly one could write the digits of π in base 36, so that after ‘0, 1, \dots 9’ we have ‘A, B, C, \dots ’, including the whole of the alphabet. Secondly

one could just take base 26 and map it on to the alphabet (or base 27, to include a space) [45]; using this method we find that the word ‘odd’ occurs considerably more often than the word ‘even’, which is just like the CMB point-parity asymmetry. Thirdly one could determine π in binary and then use groups of five binary digits to map to the alphabet (plus a few punctuation marks) [46]; in this scheme in fact the word ‘anomaly’ appears at binary digit 1,769,000,467. Lastly one can use the more complicated transformation that we adopted to generate Fig. 7(b).

One sees in this figure that it is possible to find much more noteworthy patterns than the mere pair of initials found in the CMB sky. For example, across the top of the plot we can just about discern the middle initial for ‘S.H.’ And the right-hand half of the figure contains several aligned multipoles. For readers interested in further studying this ‘word search’ diagram, we have provided details of our own investigations in an Appendix. It is obvious that for this AAA, it is relatively easy to find features in the digits of π that are substantially more anomalous than what we see in the CMB.

IV. CONCLUSIONS

The CMB sky contains a combination of several independent anomalies, with a joint probability that makes what we observe extremely unlikely in the standard model, hence indicating evidence for several kinds of new physics. But perhaps even more amazingly, there are similar kinds of feature in the digits of π and these are every bit as significant.

The large-scale CMB sky presents a fixed pattern to us, and hence if one finds anomalies in this pattern, there is no more sky to use to confirm or improve the significance of what was initially found. The situation with the digits of π is analogous, since any anomalies discovered cannot be corroborated by performing experiments on these fixed digits [47].

Some have argued that such features in the digits of π need to be considered in the light of a posteriori statistics, or in other words that one should consider the multiplicity of other tests that could have been carried out, to marginalise over similar features that *might* have been found, using what is sometimes called the ‘look-elsewhere effect’ [48]. Others have argued that we should look elsewhere for an explanation, that resorting to such statistical sleight-of-hand is the last bastion of scoundrels, because it can be used to torpedo *any* apparently $\simeq 3\sigma$ effect [49].

Be that as it may, this issue about overestimating the statistical significance of the anomalies [50] surely cannot apply to the many dramatic features seen on the large-scale CMB sky. And hence we must also accept the importance of all the structures that also exist within the digits of π .

What could these aberrations be telling us? And how

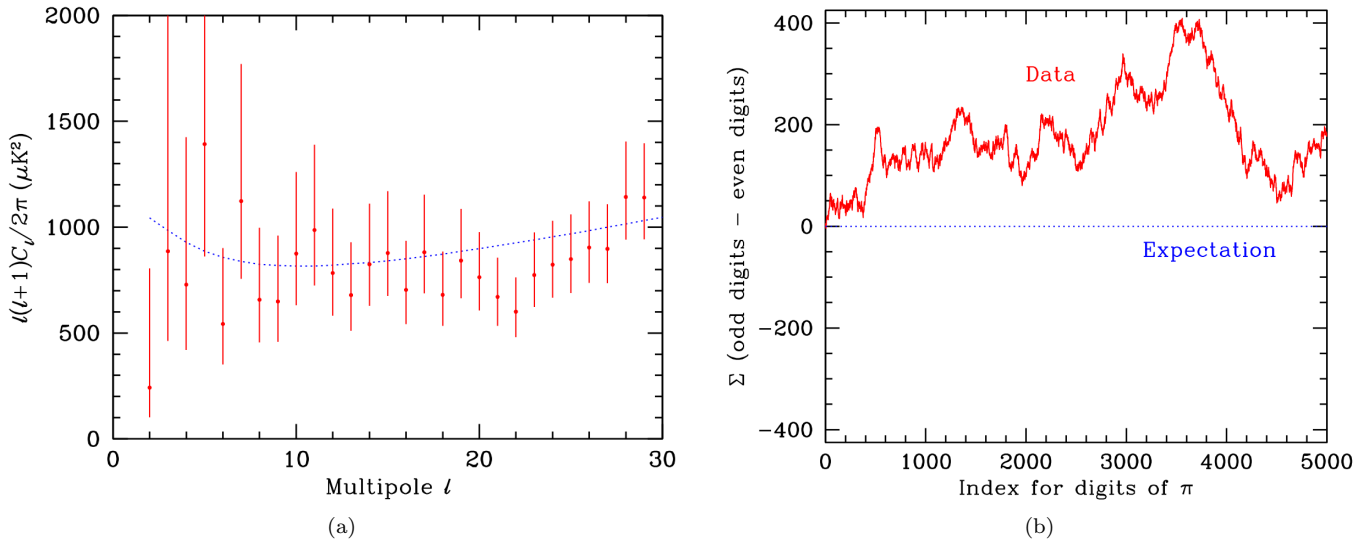
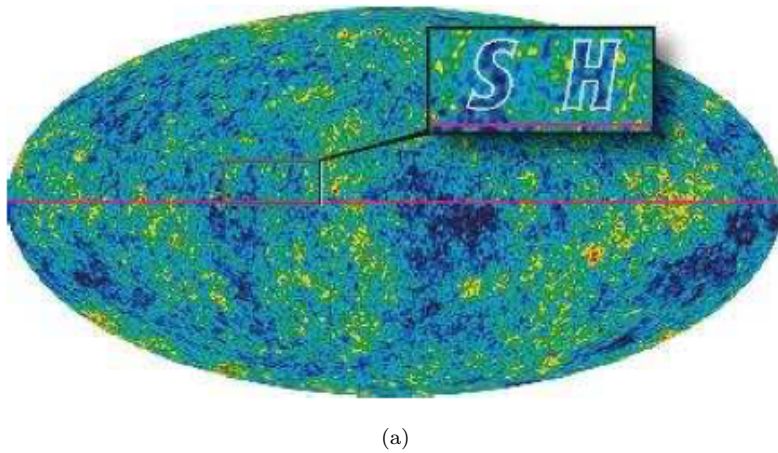


FIG. 6: (a) Power spectrum from *Planck* data, showing the first 30 multipoles. The ‘parity asymmetry’ is evident here, with a striking ‘saw-tooth’ pattern of odd versus even multipoles. (b) If we examine the digits of π we find that the odd digits are systematically higher than the even digits – shown here by plotting the cumulant of the sum of odd digits minus the sum of even digits.



S T E P H E N W I L L I A M H A W K I N G
C P R I W O T T C Y S N R E T T A P S H E
A I T E S T O N P O P A M W I E M M D H L
O Y M L L P F O E A L I F R O L O P O E O
M Y I S S U R O Y M S D O U S O N E G X P
I W R T O T E T R P N I E N T P O N E A A
C E O T O C I D H T R G O S T U P Z L D T
R H I S E R F E N E Y I I Y T T O I O E N
O E I P A M R A T U T T M L C C L A P C O
W N P P I I M S N A O U W C A O E S U A C
A A L I C D O Y I O L R L O O F L I R P A
V M A O R P L V S T M U G S M B P D D O I
E N N U A T E W I A L A S K M T E I A L R
I Y C O L D S P O T P U L C C L C P U E T
Y E K U L F O I S L A I X Y B A I O Q Y O
N F E Z I L A N I G R A M P E E B L E S D
M A T H E R E H W E S L E K O O L E I N E

FIG. 7: (a) Indication of the initials ‘S.H.’ that appear on the CMB sky (taken from Ref. [9]). (b) When we translate the digits of π into letters, we can start to see messages that are more unusual than mere initials.

are they related to other apparent coincidences [51] in nature? If we are seeing anomalies in the decimal digits of π , then presumably there is something special about base 10. And hence we are indeed created in the image of the creator of not only the entire physical Universe, but also the reality of mathematics. Probably there is an anthropic argument that we could only exist in a reality in which mathematics and physics contain these signatures.

No doubt further study of these joint anomalies will give us insight into other dimensions and universes that are otherwise unobservable. Indeed the ‘Pi theorem’ of

Buckingham [52] is a constraint on the number of dimensions within physics. Can we conceive of π being different in these other dimensions? And does this teach us about the nature of the relationship between physics, mathematics and theology [53]? Another connection is that the CMB temperature was once equal to π K, and that epoch corresponded to a redshift of $z = 0.153$, about 2 billion years in the past [55] – did something happen on Earth around this time that connected the development of life with the background radiation and the digits of π ?

As a final remark, we add this utilitarian view – if

the AAAs mean that the CMB information is somehow *already* encoded in π , then perhaps in future we can avoid all the fuss and bother of building real CMB experiments, minimising systematic effects while operating them, painstakingly analysing the data, and debating the

statistical interpretation of the results – and instead simply look more carefully at the digits of π , or in any other random string of digits [56].

-
- [1] Scott D., Narimani A., Page D.N., Phys. Canada, 2014, 70 (4), 258 [arXiv:1309.2381].
- [2] For what this acronym might stand for, see <http://www.astro.ubc.ca/people/scott/cmbstandfor.html>.
- [3] Smoot G.F., et al., 1992, ApJ, 396, L1.
- [4] Bennett C.L., et al., 2003, ApJS, 148, 1.
- [5] Planck Collaboration 2013 results I, 2014, A&A, 571, 1; Planck Collaboration 2015 results I, arXiv:1502.01582.
- [6] Bromley B.C., Tegmark M., 1999, ApJ, 524, L79.
- [7] It has been said, for example, that if the *Planck* results were an episode of Sesame Street, they would be brought to you by the words ‘tension’ and ‘anomaly’.
- [8] de Oliveira-Costa A., et al., PRD, 69, 3516; Copi C.J., et al., 2010, AdAst, 2010, 847541.
- [9] Bennett C.L., et al., 2011, ApJS, 192, 17.
- [10] Planck Collaboration 2013 results XXIII, A&A, 571, A23; Planck Collaboration 2015 results XVI, arXiv:1506.07135.
- [11] Sarkar D., et al., 2011, APh, 34, 591.
- [12] Schwarz D.J., Copi C.J., Huterer D., Starkman G.D., arXiv:1510.07929.
- [13] Melia F., 2015, AJ, 149, 6.
- [14] A selection of such claims are to be found in these papers: Cayon L., Smoot G., 1995, ApJ, 452, 487; Pando J., Valls-Gabaud D., Fang L., 1998, PRL, 81, 4568; Magueijo J., Ferreira P.G., Górski K.M., 1999, AIPC, 478, 176; Tegmark M., de Oliveira-Costa A., Hamilton A.J., 2003, PRD, 68, 123523; Mukherjee P., Wang Y., 2003, ApJ, 598, 779; Eriksen H.K., et al., 2004, ApJ, 605, 14; Roukema B.F., et al., 2004, A&A, 423, 821; Hunt P., Sarkar S., 2004, PRD, 70, 103518; Land K., Magueijo J., 2005, MNRAS, 357, 994; Hsu S., Zee A., 2006, MPRLA, 21, 1495; Covi L., et al., 2006, PRD, 74, 083509; Tocchini-Valentini D., Hoffmann Y., Silk J., 2006, MNRAS, 367, 1095; Bernui A., et al., 2007, A&A, 464, 479; Robitaille P.M., 2007, Prog. in Phys., Vol. 3, iss. 1, p. 3; Cruz M., et al., 2007, Sci, 318, 1612; Aurich R., et al., 2008, CQGra, 25, 125006; Pietrobon D., et al., 2008, PRD, 78, 103504; Rossmannith G., et al., 2009, MNRAS, 399, 1921; Ichiki K., Nagata R., 2009, PRD, 80, 083002; Gurzadyan V.G., Penrose R., 2010, arXiv:1011.3706; Ayaita Y., Weber M., Wetterich C., 2010, PRD, 81, 023507; Vielva P., 2010, AdvAst, 592094; Kovetz E.D., Ben-David A., Itzhaki N., 2010, ApJ, 724, 374; Verschuur G.L., 2010, ApJ, 711, 1208; Zuntz J., Zibin J.P., Zunkel C., Zwart J., 2011, arXiv:1103.6262; Yoho A., Ferrer F., Starkman G.D., 2011, PRD, 83, 083525; Santos L., et al., 2014, A&A, 569, A75; Achúcarro A., et al., 2014, PRD, 89, 3006; Hu N., Torrao J., 2015, PRD, 91, 4039; Hunt P., Sarkar S., 2015, JCAP, 12, 052; Chary R., 2016, ApJ, 817, 33.
- [15] There are also the killjoys who have tried to refute some of the claims, or reassess their statistical significance, including: Banday A.J., Zaroubi S., Górski K.M., 2000, ApJ, 533, 575; Mukherjee P., Hobson M.P., Lasenby A.N., 2000, MNRAS, 318, 1157; Efstathiou G., 2003, MNRAS, 346, L26; Slosar A., Seljak U., 2004, PRD, 70, 083002; Scott D., Zibin J.P., 2005, Arxiv:physics.11135; Zhang R., Huterer D., 2010, APh, 33, 69; Moss A., Scott D., Zibin J.P., 2011, JCAP, 04, 033; Feeney S.M., et al., 2012, PRL, 108, 241301; Peiris H.V., 2014, IAU Symp., Vol. 306, 124; de Abreau A., Contreras, D., Scott D., 2015, JCAP, 12, 031.
- [16] There are many stories about why π is used as the symbol for this number, for example that the reflection of 3.14 looks like π .
- [17] Tegmark M., ‘Our Mathematical Universe, My Quest for the Ultimate Nature of Reality’, 2014, Knopf.
- [18] We all learn that 22/7 is an approximation for π , but in fact the ratio 355/113 (first obtained by the Chinese mathematician and astronomer Zu Chongzhi 1500 years ago) is considerably more accurate, so accurate (correct to less than 0.00001%) that the chances of finding such a ratio with two 3-digit numbers is extremely small, and one has to get to 52163/16604 in order to do better. Similar amazing ratios for the CMB temperature are listed here: <http://www.astro.ubc.ca/people/scott/whochosetemp.html>.
- [19] Reciting the digits of rational numbers (like ‘3’ for example) would be much more straightforward.
- [20] Although only really in North America, and not, for example, in Europe, since there is no 31st of April.
- [21] Jeans is meant to have composed this pilish sentence corresponding to the first 15 digits of π : ‘How I need a drink, alcoholic in nature, after the heavy lectures involving quantum mechanics!’ For the topic of this paper we offer this clumsy effort: ‘And a mark I found entwining pi, belies skies! CMB alike isotropy anomalies dwindle...’.
- [22] Sagan C., ‘Contact’, 1985, Simon and Schuster.
- [23] Images of the microwave sky of this sort are usually called ‘CMB maps’, while diagrams showing the digits of π are referred to as ‘ π charts’.
- [24] Obtained from the internet, and so almost certainly correct.
- [25] Zibin J.P., Moss A., Scott D., 2007, PRD, 76, 13010; Lange S., Page L., 2007, ApJ, 671, 1075; Moss A., Zibin J.P., Scott D., 2008, PRD, 77, 3505.
- [26] Scherrer R.J., arXiv:0903.5321.
- [27] Knox, L., 2012, arXiv:1204.0298.
- [28] Scott D., et al., arXiv:1603.03550.
- [29] Sometimes (but not often) called the ‘Smoot Pit’; C. Lineweaver, private communication.
- [30] Moreover, most of the rest of the sky is a dramatic 150 μ K hotter.
- [31] After Richard Feynman, who is sometimes credited with the story that if you could learn π to 762 digits, you could say ‘nine, nine, nine, nine, nine, nine, and so on’.

- However, there is no documented evidence that Feynman ever said this. It is probably an example of Stigler’s Law of Eponymy.
- [32] Emphasized by Michael Hartl as part of a claim that 2π is more than twice as good as π . See tauday.com.
- [33] One can find more examples using this search facility: www.angio.net/pi/piquery.
- [34] Das S., et al., 2014, JCAP, 04, 014.
- [35] Story, K.T., et al., 2013, ApJ, 779, 86.
- [36] Land K., Magueijo J., 2005, PRL, 95, 1301.
- [37] Although we don’t understand what is ‘evil’ about it, and instead prefer the term ‘shaft of light’.
- [38] An AAAA.
- [39] Perhaps even more important than some of the patterns we have found in the digits of π . We leave as a future exercise the search for Euler’s identity encoded into the digits of π and e themselves.
- [40] Although it is a bit harder to see the zero than the other numbers.
- [41] This number also being connected with humans through the well-known ‘birthday problem’, where the chances of two people sharing a birthday is above 50 % if you have a group of 23 or more people. There is a related coincidence that $365 \ln 2$ is approximately the number of pairs of 23 items (D. Page, private communication).
- [42] Furthermore, everyone knows that if you combine pi and e you get pie, which is usually a good thing.
- [43] This study can easily be extended to a much larger number of digits (M. Kopp, private communication).
- [44] Of course you could easily trick people by claiming to know all the odd digits of π , and then simply reciting ‘1, 3, 5, 7 and 9’.
- [45] See the page <http://www.cadaeic.net/picode.htm>.
- [46] This is the method used at David Bailey’s site pi.nersc.gov, where one can search for one’s name in the first 4 billion binary digits of π . The fact that the word ‘hot’ occurs in these digits dramatically earlier than the word ‘cold’ is further demonstration that π prefers hot spots rather than cold spots.
- [47] However, for the CMB, it may be possible to search for related anomalies in the polarization data, II.
- [48] See for example ‘The garden of forking paths: Why multiple comparisons can be a problem, even when there is no “fishing expedition” or “p-hacking” and the research hypothesis was posited ahead of time’, Gelman A., Loken E., 2013, Columbia University
- [49] And to mix metaphors where no one has gone before.
- [50] Mark Twain would no doubt have quipped that this is a debate about ‘anomalies, damned anomalies, and statistics’.
- [51] See some earlier papers with related ideas: Scott D., Frolop A., 2006, astro-ph/0604011, 2007, astro-ph/0703783, 2008, arXiv:0803.4378, 2014, arXiv:1403.8145; Ali Frolop, Ali and Frolov, arXiv:1504.00108.
- [52] Buckingham E., 1914, PR, 4, 345; another example of Stigler’s Law.
- [53] Barrow J.D., 1993, ‘PI in the Sky: Counting, Thinking, and Being’, Back Bay Books; we particularly like the first part of the title [54].
- [54] Speaking of which, the phrase ‘Pie in the sky’ was coined by Joe Hill in his satirical song ‘Long-haired Preachers’, published in 1911 (A. Melott, private communication); Hill anticipated much of what is in this paper – ‘You will eat, bye and bye, In that glorious land above the sky, Work and pray, live on hay, You’ll get pie in the sky when you die. That’s a lie.’
- [55] C. Uhlenberg, private communication; this may be consistent with the time of the first binary black hole merger detected by LIGO. It may also be worth noting that at the last-scattering epoch the CMB temperature was π^7 K.
- [56] Comments on this paper should be sent to the lead author, Dr. Frolop. We would like to thank CAASTRO for their hospitality when the last parts of this paper were being completed – one of us spent time at the University of Queensland and the other at Mount Stromlo Observatory, and both of us enjoyed our time in Australia, where they really like pies.
- [57] Adams D., 1979, ‘The Hitchhiker’s Guide to the Galaxy’, Pan.

Appendix A: Searching for words

Fig. 7(b) presented some of the digits of π transformed into the normal letters of the alphabet. Precisely which digits these are, and how we performed the translation, are uninteresting details – we guarantee that this set occurs *somewhere* in π .

We have performed extensive analysis of this set of letters, searching for meaningful words. We believe we can find all of the following: stephen william hawking; peebles, penzias, wilson, mather, smoot; euler, feynman, gauss; pi (several times), pie (twice), digit; cmb, cosmic, microwave, background, anisotropy; multipole, monopole, dipole, quadrupole, octupole, hexadecapole, dotriacontapole; act, bicep, cobe, planck, spt, wmap; cold spot, hot spot, low-l dip, alignment, parity, anomaly, hemispheric, asymmetry, stripe, coldest, deviations; a posteriori, look elsewhere, marginalize, fluke; forty-two; ali frolop; april fool. Since the *lack* of a deviation may carry the most information, when all these words have been found, the remaining letters may spell out the ultimate question [57].