

The song of the dunes as a self-synchronized instrument

S. Douady[°], A. Manning, P. Hersen, H. Elbelrhiti^{◇*}, S. Protière, A. Daerr*, B Kabachi[◇].

Matière et Systèmes Complexes, Fed. Rech. CNRS & Univ. Paris 7, presently at LPS/ENS, URA CNRS, 24 rue Lhomond, 75005 Paris, France, and

* PMMH, ESPCI, URA CNRS, 4 rue Vauquelin, 75005 Paris, France

◇ GEOMARID, Geology Dept., Université Ibn Zohr, BP 28/5, Cité Dakhla, 80000 Agadir, Maroc

° email : Douady@lps.ens.fr

Since Marco Polo (1) it has been known that some sand dunes have the peculiar ability of emitting a loud sound with a well defined frequency, sometimes for several minutes. The origin of this sustained sound has remained mysterious, partly because of its rarity in nature (2). It has been recognized that the sound is not due to the air flow around the dunes but to the motion of an avalanche (3), and not to an acoustic excitation of the grains but to their relative motion (4-7). By comparing several singing dunes and two controlled experiments, one in the laboratory and one in the field, we here demonstrate that the frequency of the sound is the frequency of the relative motion of the sand grains. The sound is produced because some moving grains synchronize their motions. The existence of a velocity threshold in both experiments further shows that this synchronization comes from an acoustic resonance within the flowing layer: if the layer is large enough it creates a resonance cavity in which grains self-synchronize. *Sound files are provided as supplementary information.*

In musical instruments, sustained sound is obtained through the coupling of excitation and resonance. The excitation is a more or less periodic instability, like the rubbing stick-slip instability of the bow of a violin or the Von-Karman whistling instability of a flute. This excitation is coupled with a resonance (the string for the violin, the air volume for the flute). The coupling results in the adaptation of the instability frequency to the one fixed by the resonance. Does the sound emitted by the sand dunes originate from a similar mechanism?

It has long been recognized that the song of dunes comes from the flowing motion of sand grains in an avalanche (3-6). Direct observations, as we have done in Morocco, Chile, and China show that this sound does not originate from stick-slip motion of blocks of grain (as the bow of a string instrument), because it is produced only by dry grains flowing freely. Neither does it correspond to a resonance inside the dune (as in a wind instrument), because the same frequency has been measured at different locations on a dune and, also, in the same field, in dunes of different sizes.

The first significant observation is that the frequency measured depends only on the size of the grains, each dune field having a characteristic grain size and frequency. Study of the motion of the grains in an avalanche shows how grains have to pass periodically over each other, dilating locally, and then hitting lower grains (8). This

particular motion explains that a grain flow with a constant velocity and an avalanche with a linear velocity profile in depth (9). The corresponding velocity gradient is precisely the average shock frequency, f . Experiments (10), and theory (8), give $f \approx 0.4\sqrt{g/d}$, proportional to $\sqrt{g/d}$ as first proposed by Bagnold (6). This diameter to frequency relation is in accordance with what has been measured (see table).

Table 1: Sound Frequency of Singing Dune

Location	Grains size	Predicted Frequency	Measured Frequency
Foum Agoutir, (Tarfaya, Morocco)	160 μm	100 Hz	105 \pm 10 Hz
Mar de dunas, (Copiapo, Chile)	210 μm	87 Hz	90 \pm 10 Hz
Cerro Bramador, (Copiapo, Chile)	270 μm	77 Hz	75 \pm 10 Hz
Sand Mountain, (USA)*	340 μm	68 Hz	63 \pm 5 Hz

Table 1: comparison of the frequency predicted from the grains size with the measured frequency. * from ref (2), other from our own measurements (recordings *SI1-SI3*). El Cerro Bramador sound properties were first reported by Darwin (3).

In granular avalanches, this frequency is fixed by gravity. But pushing such “musical sand” with the hand (or the legs) can create different notes (10), from 25 to 250 Hz in Morocco (*SI4, SI5*). To reproduce this effect in the laboratory, a blade is plugged at different depths into a prepared crest of singing sand (from Tarfaya, Morocco), and pushed by a motor at different velocities (see fig.1). This experiment allows an independent control of both the shearing velocity and the mass of sheared sand, making it possible to obtain sustained sounds of constant and well defined frequencies (*SI6, SI7*). This demonstrates that booming sound can be reproduced in a controlled way in the laboratory, and consequently that the dune itself is not needed to produce the sound. The results in figure 2 show that it is neither the velocity nor the mass that controls the frequency but the shear applied to the grains. This is conclusive proof that what is being heard is the relative motion of the grains.

Singing dunes present well sorted grains(2). This means that they can all share the same average motion in the avalanche. Each grain, passing over lower grains and hitting them, creates a local sound wave with the associated dilatation, compression, and shocks. *A priori* all these events are desynchronized in the flowing layer. All the pressure fluctuations then mainly cancel out, leading to a light high frequency rustling, as is normally heard in sand avalanches (*SI8*). So, how can a low frequency sound be produced? The only possibility is that a given number of grains start to move coherently. Then the whole flowing layer will move up and down and its surface will directly emit a pressure wave in the air, like a loud speaker (or the ‘belly’ of a violin). The surface motion amplitude is the amplitude of the motion of one grain (between $0.13d$ and $0.03d$), times the number of coherent grains layers. Surprisingly, it is easy, with only a few synchronized layers of grains to obtain the high power measured, around 110dB (*I2*). The coherence of the shocks also explains the seismic wave emitted in the dune, that can

be felt with the feet much further away than the acoustical sound transmitted through the air(2).

The essential question is: why would the grains synchronize? It has been proposed recently that the grains excite a coherent wave within the dune, that in turn vibrates the grains coherently (7). But why would the random collision of the grains create a coherent wave in the first place? We propose here that the synchronization is due to a resonance, *within* the flowing layer, as dunes are not needed for sound production. A moving sand grain emits a sound wave during its up and down motion. If the wave goes to the surface, reflects, and comes back to the grain after exactly one motion period, this sound wave can slightly push the grain, helping the grain to regularize its motion. It can also induce the grains which are close to move coherently, with the same phase.

Considering the boundary conditions (a fixed sand bed below, and a free moving surface above), this resonance condition corresponds to a depth of $\lambda/4$, where λ is the wave length (like the resonance of a rod with one end handled and the other one free). For a smaller depth, no resonance can occur. But for any larger depth, the resonance can occur because the synchronized layers will appear at a quarter of a wavelength below the free surface. This reasoning is consistent with our field observation that avalanches which are too thin do not produce any sound, while when they become thick enough, even though they may be small in transverse directions, they sing.

This height condition, $H \geq \lambda/4$, can be rewritten as a grain velocity condition. Using $\lambda=c/f$, with c the sound velocity in the sheared layer, it gives $fH \geq c/4$. In the flowing layer, the shock frequency f is also the shear rate, so that the velocity at the surface is $U=fH$. Thus the condition also reads $U \geq c/4$.

Controlled experiments have been conducted in the field of Tarfaya, Morocco, by constructing a channel in which a controlled avalanche is produced (see Figure 3). The results show that there is a threshold surface velocity below which no sound is emitted (*SI9-SI11*). This threshold gives the sound speed velocity in the flowing layer, $c = 4U = 0.92$ m/s.

The laboratory experiment corroborates the field experiment. Figure 4 shows the threshold curve in the velocity/depth coordinates. The curve indicates that there is a threshold velocity (dashed line), below which no sound can be made. Taking into account that the sheared layer is now between the pushed pile and the static bottom, it then gives a resonance condition $H \geq \lambda/2$ (like a string held at both ends), which translates for the pushing velocity into $V \geq c/2$. This results gives a sound velocity $c=0.94$ m/s, which compares well with the one measured in the field for the same sand (*13*).

A resonance at a quarter of the acoustic wave length is known in vertically vibrated layer of grains (*15*). The surprising result, here, is the very low sound velocity: the sound velocity within quartz grains is around 3750m/s and 330 m/s in air. Considering a mixture of sand and air, a smaller sound velocity of around 10-33 m/s can be obtained by an effective medium computation (*15*) but it is still much larger than the one observed here.

Such a low sound velocity, which has also been proposed for singing sand recently (*16*), could come from two factors. First this sound velocity is observed in the sheared layer. As the sound passes in part through the contacts between the grains, the reduced number of contacts in flowing sand make it more difficult for the pressure wave to propagate.

The second reason can be related to the fact that not all sand are musical, and not all well sorted dunes sing. The musical property comes probably from a special surface state of the singing sand grains (17). The ability to sing has previously been ascribed to the presence of a silica gel layer on the grain surface (18), known as desert glaze (19). The importance of such a layer is shown by the fact that after intensive use the grains loose their sound-emitting properties.

The surface state of the grains seems to reduce the sound velocity from its normal value to a much lower one. This could explain why the threshold (in height or velocity) for sound emission is not constant across geographical locations. In China, several people pushing simultaneously as much sand as possible are needed to produce sound. It could also explain why normally avalanches never produce any sound, as it is difficult to produce a flowing layer that would be thick enough. This surprisingly low sound velocity for musical sand and its sensitivity on other parameters, such as humidity and temperature (5), should now warrant particular attention.

This age-old natural mystery of singing avalanches reveals an original way of producing sound. The sound comes from the synchronized motion of grains, and it is shown here that they synchronize because of a resonance inside the sheared layer. In this way singing avalanches may be understood as a new type of instrument, as the frequency is not controlled by the resonance, but imposed by the motion of the grains. If a resonance is still needed, it is not to select the frequency, but to produce the necessary self-synchronization of the grains.

References:

1. Marco Polo *le devisement du Monde* (around 1298), chap. LVII, On the city of Lop.
2. J.F. Lindsay, D.R. Criswell, T.L. Criswell *et al.*, *Geol. Soc. Am. Bull.*, 87, 463, (March 1976).
3. C.R. Darwin, *the voyage of the beagle* (Colburn, London,1839) chap. XVIII.
4. F. Nori, P. Sholtz , M. Bretz, *Sci. Am.*, 277, 84 (September 1997).
5. P. Sholtz, M. Bretz , F. Nori, , *Contemp. Phys.*, 38, 329 (Sept.-Oct. 1997).
6. R.A. Bagnold, *Proc. R Soc. London Ser. A*, 295, 219 (1966).
7. B. Andreotti, *Phys. Rev. Lett.*, 93, 238001 (2004).
8. L. Quartier, B. Andreotti, S. Douady *et al.*, *Phys. Rev. E*, 62, 8299 (2000).
9. J. Rajchenbach, in *Physics of Dry Granular Media*, H. Hermann et al. eds. (Kluwer, Netherlands, 1998), 421
10. G.D.R. Midi (collective work) *Eur. Phys. Jour. E*, 14, 341-365 (2004)
11. H.C. Bolton, A.A. Julien, *Proc. Am. Ass. Adv. Sci.*, 33, 408 (1885).
12. P. Hersen, Thesis, Univ. Paris 7 (2004).
13. Surprisingly, 0.9 m/s is also the threshold velocity for producing sounds obtained by Bagnold when plunging a rod into singing beach sand, see (13). Could the sound emission in this case come from the creation of a supersonic shock wave?
14. R. A. Bagnold, *The physics of blown sand and desert dunes* (Chapman, New York, ed. 2, 1954), chap.17, p. 248.
15. R. Roy, J.F. Davidson, V.G. Tuponogov, *Chem. Eng. Sci.*, 45, 3233 (1990)

16. A. J. Patitsas, *J. Fluid and Struct.*, 17, 287 (Feb. 2003)
17. JJ Qu et al., *Chin. Sc. Bull.*, 43, 2105 (Dec. 1998)
18. D. Goldsacks, M. Leach, C. Kilkeny, *Nature*, 386, 29 (1997).
19. R. Cooke, A. Warren, A. Goudie, *Desert Geomorphology* (Univ. College London Press, London, 1993), chap. 6.2, 46.
20. Thanks are due to Hervé Belot, who participated to the first experiments on the dunes, Marc Elsen who was the first to train on the singing sand in the lab, Margherita Peliti, who trained on a first version of the laboratory experiment, Laurent Quartier for constructing the laboratory experiments, Bruno Andreotti for enforcing the idea that the sound could be emitted as a loud speaker, and Andrés Illane-Campo, for guiding us in Copiapo to the singing dunes. This work was possible only thanks to an ACI Jeune Chercheur.

Supplementary Information accompanies the paper on www.nature.com/nature.

Supplementary Informations: Supplementary Audios
Supplementary Audio Legends:

- SI1. Sound file n°1, from Foug Agoutir, Tarfaya, Morocco (33s, 5.6Mo).
- SI2. Sound file n°2, from el Calleron del medio en la Mar de Dunas, Copiapo, Chile (53s, 9Mo)
- SI3. Sound file n°3, from el Cerro Bramador, Copiapo, Chile (47s, 7.9Mo)
- SI4. Sound file n°4, leg pushes (6s, 1Mo).
- SI5. Sound file n°5, hands pushes (10s, 1.6Mo).
- SI6. Sound file n°6, from one laboratory experiment run (4s, 0.7Mo).
- SI7. Sound file n°7, scale, mix of several laboratory experiments (7s, 1.2 Mo).
- SI8. Sound file n°8, stereo recording under an avalanche, with sounds from asynchronous and synchronous grains; from Foug Agoutir, Tarfaya, Morocco (1'19s, 13.3 Mo).
- SI9. Sound file n°9, canal experiment c) (10s, 1.7 Mo).
- SI10. Sound file n°10, canal experiment b) (9s, 1.5 Mo).
- SI11. Sound file n°11, canal experiment a) (9s, 1.5 Mo).


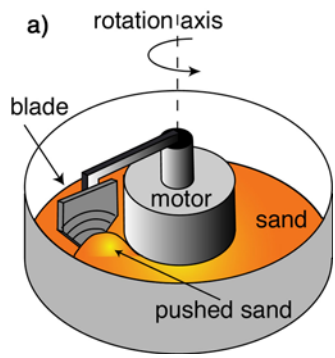


Figure 1. a) Sketch of the laboratory experiment. The channel is of 1m diameter and 25cm width. b) Picture of the pushing blade in the channel, taken by the camera moving with the blade. The black spot on the top is the microphone (also rotating). The circles on the blade, separated by 1 cm, allow direct measurement of the height of the pushed mass during the motion.

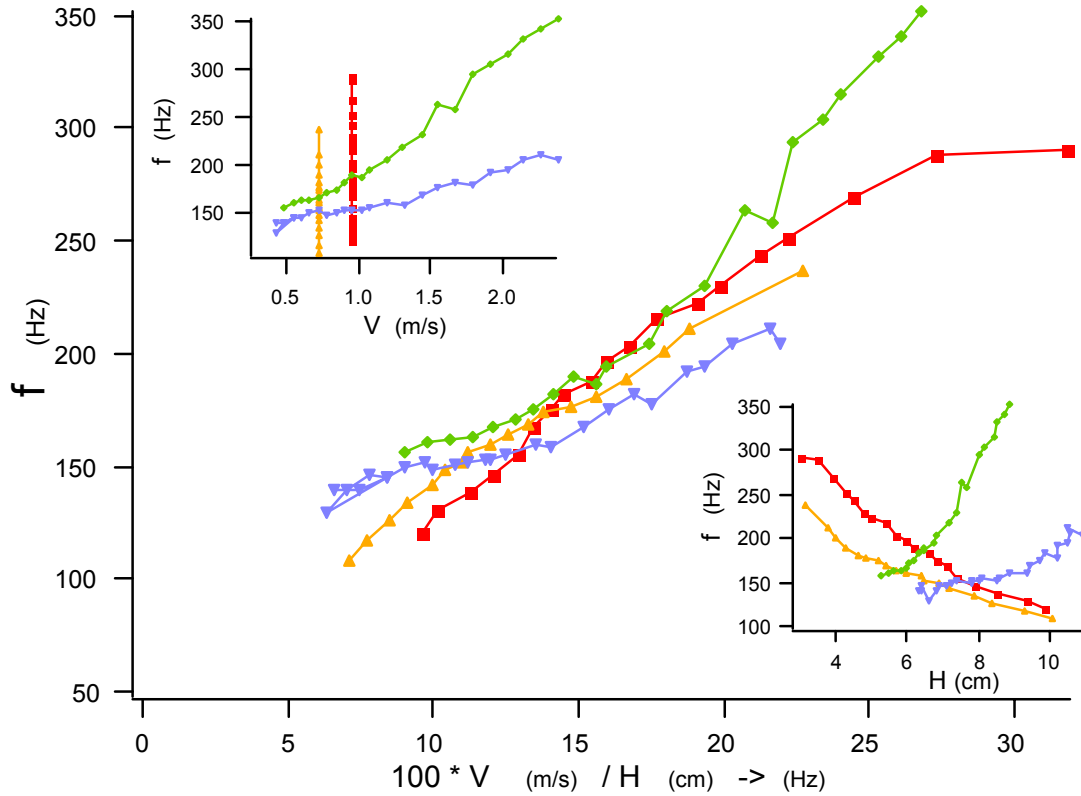


Figure 2. Frequency emitted by the pushed (sheared) sand, measured in the laboratory experiment, as a function of the two laboratory control parameters, the height of mass of sand H , and the velocity of the pushing blade V . Four series of measurement are shown, two at constant pushing velocity (red and orange curves), two at constant plugging depth (green and blue curves). The two insets show that the frequency depends on both parameters. In the upper left, the frequency varies with the plugging depth, even at fixed velocity, and in the lower right, the two curves have opposite variations with the pushed height (the green and blue curves are not vertical as the pushed height increases with velocity even at a constant plugging depth). The main plot shows that the four curves collapse on a single one when plotted as a function of the ratio of the velocity with the height, which is the mean shear rate to which the mass of sand is submitted. The frequency observed is ten times the mean shear, meaning that the height of the real shear zone, between the pushed mass and the fixed bed, is of the order of 10% of the pushed sand height.

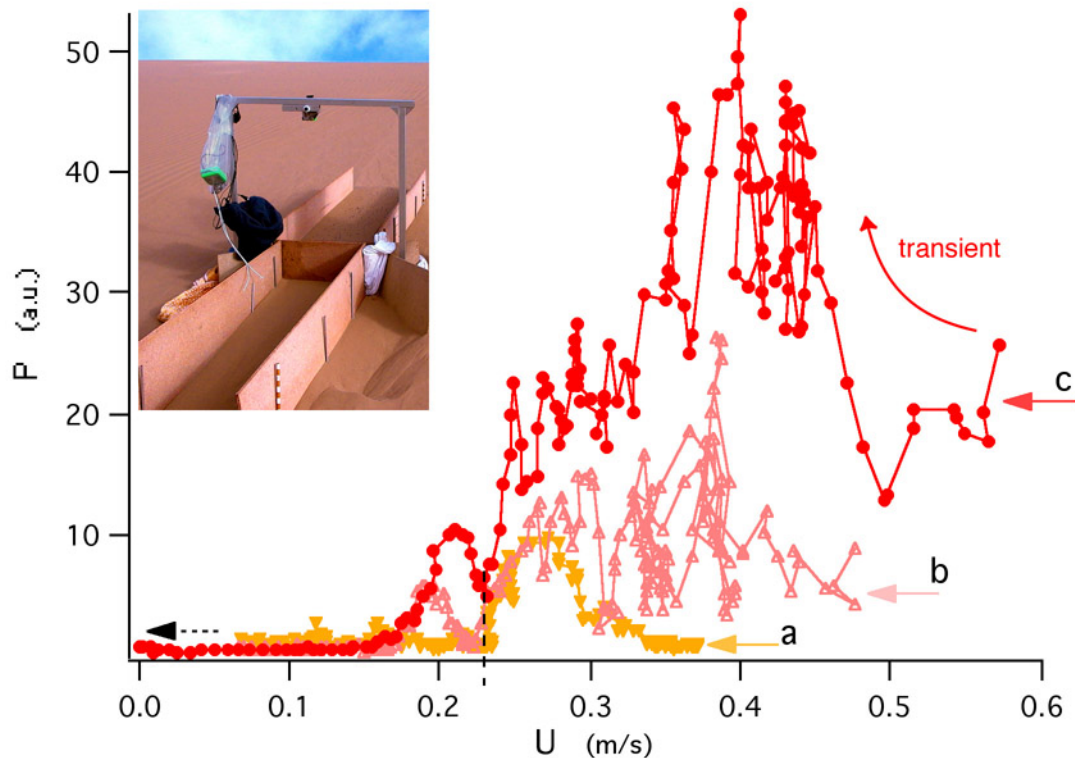


Figure 3. a) Photo of the experiment on the dune. A channel, 45cm wide, 3m long, was constructed with lateral wood plates, with a gate in the middle, on the slip face of a singing dune. Using the spontaneous flow of the grains at their critical angle, two slopes of different heights are prepared. Then the gate is removed (red arrow), and a controlled avalanche is produced (brown arrow). The sound level is recorded simultaneously with the surface flow.

b) Amplitude of the sound (pressure level P) as a function of the velocity at the surface U in the middle of the channel. Three experiments are shown, starting with different initial height difference a) 5 cm, b) 6.5 cm, c) 10 cm. As the flow starts (colored arrows), the sound takes some time to develop (transient arrow). With the avalanche, the height difference decreases, the velocity at the surface too, eventually stopping (dashed arrow). The durations of the experiments are roughly 15s. In the three experiments the sound stops for a surface velocity below 0.23 m/s. The bump seen below (not seen near the threshold, curve a), can be ascribed to a secondary sound emission in the lower part of the channel.

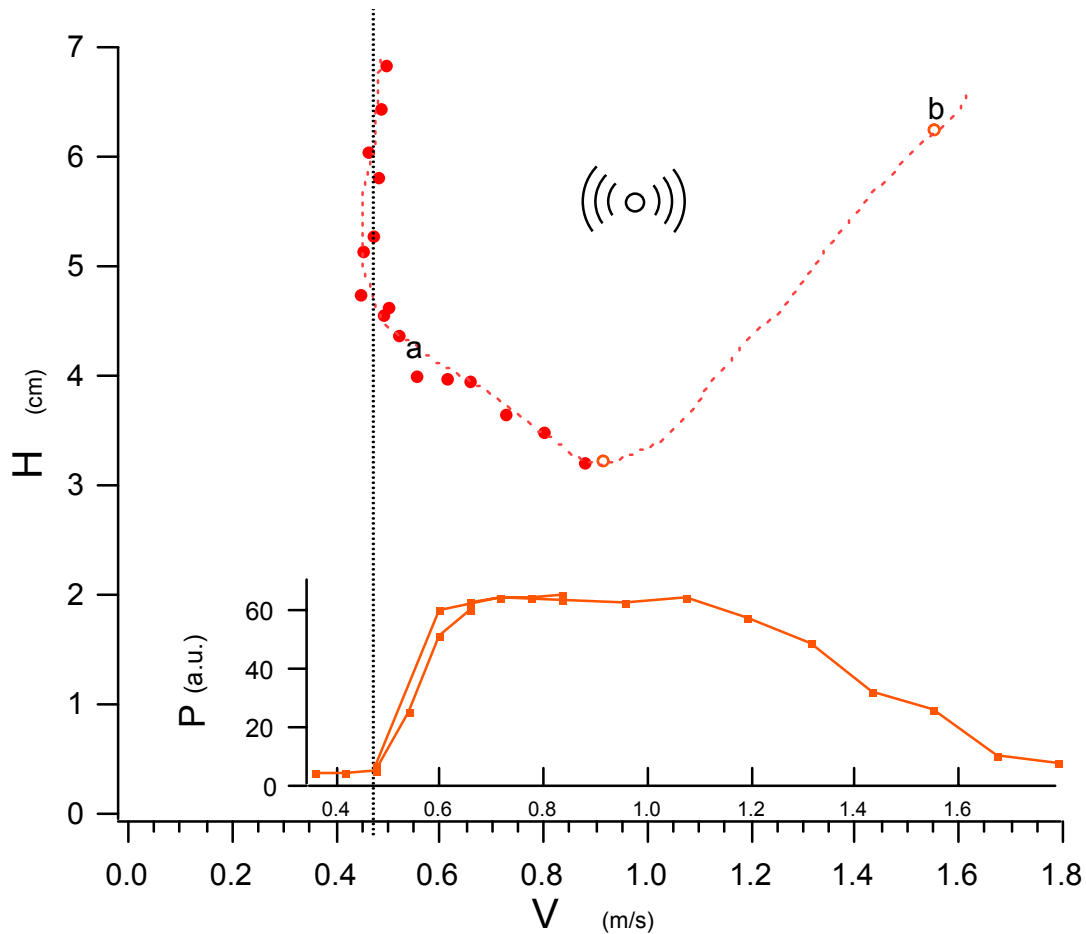


Figure 4. Threshold curve of sound emission in the laboratory experiment depending on the velocity of the blade V and the height of pushed sand H . The right threshold occurs when the sand is pushed too quickly, so that it is not sheared but projected away (fluidized). The lower threshold (for $H \sim 3$ cm) could come from the fact that the number of pushed grains becomes too small to obtain a proper shear in this particular shearing geometry (Fig1. b). The left threshold shows that there is no sound emission below a pushing velocity of 0.47 m/s. Inset, variation of the sound amplitude P with increasing velocity, from point a to b.