

Offline Handwritten MODI Character Recognition Using HU, Zernike Moments and Zoning

Sadanand A. Kulkarni¹, Prashant L. Borde², Ramesh R. Manza³, Pravin L. Yannawar⁴
^{1,2,4} Vision and Intelligent System Lab

³ Bio-Medical Image Processing Laboratory

Department of Computer Science and IT,

Dr. Babasaheb Ambedkar Marathwada University, Aurangabad (MS) India

sankalpsadanand.georai@gmail.com¹, borde.prashantkumar@gmail.com²,

manzaramesh@gmail.com³, pravinyannawar@gmail.com⁴

Abstract: HOCR is abbreviated as Handwritten Optical Character Recognition. HOCR is a process of recognition of different handwritten characters from a digital image of documents. Handwritten automatic character recognition has attracted many researchers all over the world to contribute handwritten character recognition domain. Shape identification and feature extraction is very important part of any character recognition system and success of method is highly dependent on selection of features. However feature extraction is the most important step in defining the shape of the character as precisely and as uniquely as possible. This is indeed the most important step and complex task as well and achieved success by using invariance property, irrespective of position and orientation. Zernike moments describes shape, identify rotation invariant due to its Orthogonality property. 'MODI' is an ancient script of India had cursive and complex representation of characters. The work described in this paper presents efficiency of *Zernike* moments over Hu's 7 moment with zoning for automatic recognition of handwritten 'MODI' characters. Offline approach is used in this paper because MODI Script was very popular and widely used for writing purpose till 19th century before Devanagari was officially adopted^[1].

Keywords: *MODI Script, OCR, Hu's moment, Zernike moment, Zoning*

1. INTRODUCTION

India is known for its rich cultural heritage. India is a country where we find large diversity in culture, religions and languages. The research survey conducted by "*Bhasha Research & Publication Centre*", India concluded that India speaks 780 languages out of which 220 languages have been disappeared in last 50 years and another 150 could vanish in next half century^[2]. The language is a medium of communication between two individuals and it has two forms that are oral and written. The written language is best known as '*LIPi*'. Every language has its own character set, representation structure and rules, but aim was same and that is '*Communication*'. Historically, the medium of communication is one of the sign to show the progress of a society. In this paper the work was concentrated on 'MODI' Script. The rest of the paper is organized as follows, History of MODI Script in section 2, Significance of MODI Script in section 3, Character Set of MODI Script in section 4, Data set and Sample character set in section 5, Theory of feature extraction in section 6, Experimental results in section 7, Concluding remarks are given in section 8 and Scope for further study in section 9.

2. HISTORY OF MODI SCRIPT

'MODI', is an ancient script as compare to other Indian ancient languages. MODI script, was used for writing purpose only, which was a cursive type of writing in '*Marathi*' (primary language of Maharashtra state in western India) there are several theories about the origin of this script. One of them claims that in 12th Century MODI was developed by '*Hemadpant*' or '*Hemadri*', (a well-known administrator in the kingdom of '*Mahadev Yadav*' and '*Ramdev Yadav*' ('*Raja Ramdevrai*', Last king of '*Yadav empire*' (1187-1318 at '*Dev giri*').)^{[3][4]}. Dr. Rajwade and Dr. Bhandarkar believes

that *Hemandpant* brought MODI script from Sri Lanka, but according to *Chandorkar*, MODI script has evolved from *Mouryi (Bramhi)* script of *Ashoka* period. Oldest available MODI document is said to be of 1429 A.D. according another note Oldest MODI document is said to be of 1389 A.D (*Skaka* 1311) preserved in the museum *Bharat Itihas Sanshodhan Mandal (BISM) Pune* [5]. It is a popular notion that only “Marathi is written in MODI”. The historical evidences, says that The MODI alphabet was invented during the 17th century to write the ‘MARATHI’ language of Maharashtra and it was frequently and popularly used for only writing purpose all over the Maharashtra in the era of ‘Peshwe’ (Pune) and ‘*Chatrapati Shivaji Maharaj*’ [6] [7] [8].

Timely, there are many changes has been made in writing styles of MODI, earliest in 12th century MODI script was known as ‘proto-MODI’ or ‘*Adyakalin*’, MODI emerged as a distinct script during 13th century known as ‘*Yadavakalin*’. The next stage of development is the ‘*Bahamanikalin*’ of the 14th–16th century, followed by the ‘*Shivakalin*’ of the 17th century. The well-known ‘*Chitnisi*’ was developed during 18th century, various MODI styles began to proliferate. This era is known as ‘*Peshvekalin*’, which lasted until 1818. The distinct styles of MODI used during this period are also known as ‘*Chitnisi*’, ‘*Bilavalkari*’, ‘*Mahadevapanti*’, and ‘*Ranadi*’. The final stage of MODI is associated with English rule and is called ‘*Anglakalin*’. This form of writing was used from 1818 until 1952. Most well-known historical forms are *Bahamanikalin*, *Chitnisi*, *Peshvekalin*, and *Anglakalin*, MODI was used in the primary school books produced during the 19th and 20th centuries as in Figure 1 [9].



Figure 1: Historical forms of MODI script writing

3. SIGNIFICANCE OF MODI SCRIPT

Plenty of MODI documents were discovered from *Tanjavar's Saraswati Mahal*, Oriental manuscript section of *Chennai's Connemara University*, museums in London, Paris, Spain, and Holland. *Bharat Itihas Sanshodhan Mandal, Pune (BISM)* and in *Dhule, Rajwade Sanshodhan Mandal* have collections of MODI documents. History-expert V.K Rajwade collected MODI documents. Oldest MODI document is in "*Marathi Itihas Sanshodhan Mandal*" [10]. The MODI documents are of various types such as the *talebant* (balance sheets), *dehzadas* (village records), *zaminzadas* (land records),

rozkinrd (military papers), *kaifiyats* (questionnaire or narratives), *nivadpatras* (judicial paper), documents related to Property issues.

Many MODI documents are preserved in South Asia, Europe, Denmark and other countries. The majority of these are the collection in various archives in *Maharashtra*, MODI script was also used in education, journalism, and other routine activities before the 1950s. All of these documents provides authentic historical information and published original material to study political, social and economic history of Maharashtra. Now many precious records are suffering in some private institutions like palaces, temples, private libraries and are threatened with decay^[3]. In *Tanjawar's Saraswati Mahal* there are many such historical documents written Sanskrit, Marathi, Tamil, Telugu and MODI, are stored and tried to be preserved with help of an oil. The library has 3076 Marathi, 846 Telugu, and 22 Persian and Urdu manuscripts mostly written on palm-leaf, Apart from this library has a collection of 1342 bundles related to Maratha emperor written in MODI script.^[11]

The *Vagdevata* Mandir in *Dhule* has an invaluable and priceless treasure house of many historical documents, letters and chronicles of historical importance and awaits the researchers from various fields to come and explore the depths of BADAS and thereby unfold the mysteries written on the pages of history. Apart from the Swami Samarth's literature there are literatures by 300 saints. These are historical original letters and papers of judgments given by the kazis. There are 43,837 manuscripts of 550 years ago in different languages like *Marathi, Farsi, Hindi, Arbi, Hindusthani, Tamil, Telgu Gujrathi, Sanskrit and MODI*.^[12] Almost about 3000 the *Badas* were studied and many other are waiting for studies by scholars. There are manuscripts on various different subjects like *Literature, Science, Fine Arts, Ayurved, Pharmacy, Chemistry, Social Sciences, Psychology, Drawings, Paintings, Music, Astrology, History, Charms and Spells* etc.^[13]

Pune, which was the capital of the *Peshwas emperor*, contains the largest repository of MODI documents. After the fall of Pune, all the records kept in *Shaniwarwada* were maintained carefully. About four million MODI documents from the *Peshwa daftar* are preserved at Pune. *The Bharat Itihas Sanshodhak Mandal* archives hold another 15 million documents written in MODI.^[14]

Tamil University has taken steps to digitize, translate, and publish MODI documents about 820 bundles. Every bundle has 500 to 1,000 MODI documents. The Government of Maharashtra has allocated funds for this project. These documents contain unknown aspects of history.^[15] The Government of India funds for the cataloguing of the records in MODI. The users of computers produced these documents in Electronic form as an image or in portable document format (PDF). But this is not a robust solution to this problem. A system must be developed to represent these MODI documents in plain electronic text.

The State Archive Department Pune division has very valuable collection of oldest and rare manuscripts dating back to the *Peshwa* dynasty and times of *Chhatrapati Shivaji*. Started digitization of these four million documents in a bid to preserve them and make them available to researchers all over the world. As of now, the documents, mostly legal in nature, are wrapped in 39,000 *clothbundles*. According to Anuradha Khanvilkar, Assistant Director of Archive Department, Pune division there are around 80 per cent of documents are in MODI script containing certified copies of land and residency records, ancient maps, and alienation office records of the *Peshwa* dynasty.^[16]

OCR has been effectively developed for the recognition of printed characters of non-Indian Languages like English. Very strong efforts are going on for the development of OCR for Indian languages especially for '*Devanagari*'. But very less efforts has been done on '*MODI*'^[17]. Although MODI is based upon the same model as Devnagari, it differs considerably from the latter in terms of letterforms, rendering behaviors, and orthography.

Moment based features are a traditional and widely used tool for feature extraction. In this paper we have presented feature extraction by using Zernike moments and Hu's seven moments for MODI characters. The Hu's seven moments are introduced by Hu (1962) and Zernike moments are introduced by Fruits Zernike based on the theory of Orthogonal Polynomials^[18].

4. CHARACTER SET OF MODI SCRIPT

The MODI was written by 'Boru', 'lekhan' (a pen, created from 'Bambuu', need to lift too often for dipping in the ink.). The MODI script includes 46 distinctive letters, of which 36 are consonants and 10 vowels. These characters are known as basic characters. As compare to Devanagari there are 48 distinctive letters, where 36 consonants and 12 vowels. MODI script does not have long 'i' and long 'u'. Before the commencement of writing in MODI, horizontal line was drawn across the page. Characters were written with respect to the horizontal line. The letters themselves are full of moulds or curves (cursive script). This is due to the influence of 'Devanagari' writing and need not to lift 'Boru' too often. No punctuation marks or conjuncts are used in this script. It does not have any marks to indicate the termination of a sentence and the perpendicular stroke is not used^[3]. The basic characters of MODI are shown in Figure 2




Figure 2: The basic characters of MODI.

5. DATA SET AND SAMPLE CHARACTER SET

The Data set for the experiment was constructed by writing 100 samples for each character and further divided in two set with the ratio of 70:30. The character database was made up-of 46 characters with 100 samples of each. The size of the set was 4600 characters. This data set was divided in principal of 70-30 ratio to form train and test set respectively.

6. THEORY OF FEATURE EXTRACTION

HOCR systems scan the documents printed on a paper as an image and recognize the characters present in the document image. Many HOCR systems have been developed for different languages. This paper describes the efforts made towards the development of an HOCR system for recognition of 'MODI' characters. The objective of this research paper is to recognize 'MODI' characters based on the Hu invariant, Zernike Features and Zoning. Schematic representation of steps involved in general recognition system is shown in Figure 3.

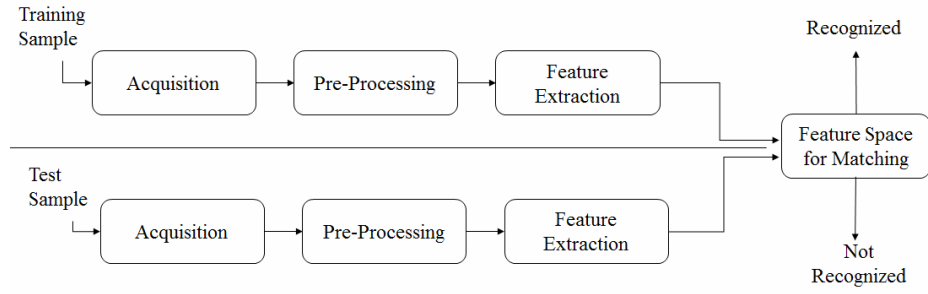


Figure 3: General overview of recognition system

- a. *Data acquisition*: It is first step in training and testing; it acquires the data from the user and formulated set of training samples and testing samples. Subject is provided a sheet of paper for writing 100 repetitions of characters. All samples were written by blue ink fountain pen. This input data is sampled in to character set.
- b. *Pre-Processing*: Each character from the data set was pre-processed so as to obtain good discriminating features and to be used at the time of recognition of character. The preprocessing includes foreground and background separation of character so that foreground information will contain information about the shape of character. Morphological operation such as ‘opening’ and ‘closing’ were performed. The ‘Top Hat’ transform were used for extracting small elements and details of numeral and further subtracted from original representation of character.
- c. *Feature extraction*: The preprocessed data set was sent to feature extraction process where Hu’s seven moments, Zernike moments and Zernike moments with respect to zone were calculated.

- a. *Hu’s Seven Moment*: Hu formulated seven moments describing, $\phi_1 - \phi_6$ are defined as absolute orthogonal invariants moments independent of position, size and orientation and ϕ_7 is skew orthogonal invariant^{[19][20]}. These features are capable of recognizing properties of character, numeral.

Hu’s seven invariant moment are defined as(1)

$$\phi_1 = n_{20} + n_{02}$$

$$\phi_2 = (n_{20} - n_{02})^2 + 4n_{11}^2$$

$$\phi_3 = (n_{30} - 3n_{12})^2 + (3n_{21} - \mu_{03})^2$$

$$\phi_4 = (n_{30} + 3n_{12})^2 + (n_{21} + \mu_{03})^2$$

$$\phi_5 = (n_{30} - 3n_{12})(n_{30} + n_{12})[(n_{30} + n_{12})^2 - 3(n_{21} + n_{03})^2] + (3n_{21} - n_{03})(n_{21} + n_{03})[3(n_{30} + n_{12})^2 - (n_{21} + n_{03})^2]$$

$$\phi_6 = (n_{20} - 3n_{02})[(n_{30} + n_{12})^2 - (n_{21} + n_{03})^2] + 4n_{11}(n_{30} + n_{12})(n_{21} + n_{03})$$

$$\phi_7 = (3n_{21} - n_{03})(n_{30} + n_{12})[(n_{30} + n_{12})^2 - 3(n_{21} + n_{03})^2] - (n_{30} - 3n_{12})(n_{21} + n_{03})[3(n_{30} + n_{12})^2 - (n_{21} + n_{03})^2]$$

After preprocessing features for each sample have been extracted with normal image, resizing to half, rotating with 180 degree, rotating with 90 degree and rotating with 45 degree as shown in figure 4, and stored in to feature matrix known as ‘*training matrix*’. In this case Training samples are 3220 which represents group of 70 samples for each 46 characters and testing sample contains 1380 which represents group of 30 samples for each 46 characters. There are 7 moments for each process like, moment 1 to Moment 6 are moments independent of position, size and Moment 7 represents is skew orthogonal invariant moment for training sample and test sample. This training matrix will be loaded on feature space where test sample will be matched with the training sample table 1 and 2 shows extracted features of train set and test set respectively.

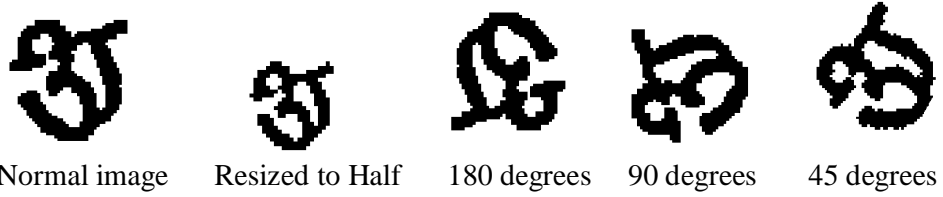


Figure 4: Original Image processed with Normal image, Resized to half, Rotated with 180 degree, and Rotated with 90 degree and Rotated with 45 degree.

Known Set	Moment 1	Moment 2	Moment 3	Moment 4	Moment 5	Moment 6	Moment 7
1	0.580383	5.707931	4.776284	4.473864	9.11626	7.339837	9.656624
2	0.572483	4.791688	4.921177	4.367337	9.014126	6.860182	-9.97948
3	0.542052	5.192483	4.859938	4.353396	9.106446	7.16054	9.11479
4	0.568043	4.691417	4.640593	4.128477	8.53693	6.511945	9.003874
5	0.560112	4.809828	4.660099	4.05536	8.471942	6.488599	-8.72535
6	0.544089	4.601299	4.629761	4.407961	9.322656	6.963624	-8.96509
7	0.564721	5.338933	5.554824	4.57486	9.997181	7.245941	-9.6862
8	0.571911	4.81392	4.510207	4.231543	8.914247	6.695396	-8.6614
9	0.558634	4.451756	5.265703	5.041027	10.34925	7.26945	-10.3406
:	:	:	:	:	:	:	:

Table 1) Hu's invariant seven moments of normal image for training set

Unknown Set	Moment 1	Moment 2	Moment 3	Moment 4	Moment 5	Moment 6	Moment 7
1	0.583151	5.171247	5.0205	4.472607	9.484689	7.058264	-9.29488
2	0.578672	5.243074	4.689423	4.043488	8.410006	6.771767	10.17865
3	0.568648	4.910191	4.863374	4.212711	8.751191	6.672164	10.09849
4	0.564766	4.70115	4.684957	4.422592	8.984059	6.808555	-9.70556
5	0.571452	5.321906	4.819081	4.100675	8.635895	6.762128	-8.82699
6	0.563795	4.47226	4.539601	4.400215	9.023524	6.637585	-9.01779
7	0.574348	4.96818	4.784255	4.285165	8.847511	6.983653	9.28118
8	0.569116	4.763748	4.710172	4.15133	8.608549	6.593803	9.052193
9	0.564262	4.694621	4.693085	4.114135	8.55767	6.498676	-8.90516
:	:	:	:	:	:	:	:

Table 2) Hu's seven invariant moments of normal image for test set

- b. *Zernike Moment*: Zernike moments are constructed using a set of complex polynomials which form a complete orthogonal set on the unit disk with $(x^2 + y^2) = 1$.

$$Z_{mn} = \frac{m+1}{\pi} \iint_{x,y} I(x,y)[V_{mn}(x,y)]dxdy \quad (2)$$

Where m and n define the order of moment and $I(x,y)$ the gray level of a pixel of image I on which the moment is calculated. The Zernike polynomials $V_{mn}(x,y)$ are expected in polar coordinates as follows:

$$V_{mn}(r,\theta) = R_{mn}(r)e^{-jn\theta} \quad (3)$$

Where, $R_{mn}(r)$ is called as orthogonal radial polynomial.

$$R_{mn}(r) = \sum_{s=0}^{\frac{m-|n|}{2}} (-1)^s \frac{(m-s)!}{s! \left[\frac{m+|n|}{2} - s \right]! \left[\frac{m-|n|}{2} - s \right]!} r^{m-2s} \quad (4)$$

Moments Z_{mn} are invariant under rotation and scale changes

Zernike Moments are the pure statistical measure of pixel distribution around center of gravity of characters and allow capturing information just at single boundary point. They

can capture some of the global properties missing from the pure boundary-based representations like the overall image orientation^[21]. In this case training matrix is of size 46 where each record represents a group of 70 samples for each characters and testing sample contains 1380 which represents 30 distinct samples for each 46 characters. Table 3 shows calculated zernike moment feature up to 9th order for sample figure from Known Set.




























Order									
Character									
Moment in character									

Table 3) Zernike moment feature up to 9th order

These features were calculated for all the samples of training set and test set. The 'Zernike Feature Matrix' for the samples as shown in table 4 and 5.

Known set	Moment 1	Moment 2	Moment 3	Moment 4	Moment 5	Moment 6	Moment 7	Moment 8	Moment 9
1	67785.13	5911.221	-74994.2	-5275.23	-5876.13	4288.033	-29081.2	6057.328	-9224.62
2	63041.34	-4253.27	-65758.8	8992.638	-7348.26	8293.255	-32391.5	-7437.39	-3627.17
3	54220.01	-3118.51	-65865.6	-11873.4	-1367.28	23046.3	-8325.92	14344.33	4777.275
4	65195.19	-907.673	-54895.5	-1128.96	-10770.1	-3428.28	-69155.6	1278.122	5178.025
5	65448.05	1572.999	-89135.7	-6921.55	-4929.89	1183.841	1059.91	8729.693	-2352.88
6	64282.01	-952.146	-83783.8	-14329.1	1013.502	3205.02	-2695.39	18594.88	3452.457
7	61672.55	-11044.4	-79369.6	4770.848	-275.734	2921.027	2332.95	-4120.53	1898.727
8	66203.67	-16195.4	-78340.7	160.767	5615.241	8067.605	-8991.1	2735.902	3935.293
9	72549.18	3583.738	-85953	-8280.75	-6623.73	7965.049	-24874.5	13687.54	-3604.59
:	:	:	:	:	:	:	:	:	:

Table 4) Zernike moment features for training set

Unknown set	Moment 1	Moment 2	Moment 3	Moment 4	Moment 5	Moment 6	Moment 7	Moment 8	Moment 9
1	69828.59	2602.48	-78149.4	-4679.85	-1250.3	1773.491	-28550.8	3037.65	-11976.1
2	67065.03	1974.54	-79160.3	-3894.42	-2028.81	3044.621	-22254.7	1478.093	-10649.1
3	69616.92	4473.166	-79956.1	-3270.23	-5401.84	6121.715	-30005.9	4508.946	-7754.99
4	69012.13	5167.655	-73456.3	-2545.54	-3827.04	8844.127	-37334.8	2934.7	-8431.56
5	63333.8	7217.252	-72292.9	-9236.17	-4148.51	1921.926	-19943	14969.4	-9938.04
6	69630.61	3647.725	-77770.7	-689.693	-4395.44	7373.858	-29776.4	-148.453	-6629.45
7	71831.08	589.3189	-71319.8	-6648.85	930.7907	4655.268	-46030.3	7826.633	-8373.83
8	71741.64	412.4235	-80850.5	-2842.56	242.057	7032.126	-28981.3	-1086.51	-7787.07
9	66095.46	5973.955	-71311.6	-7248.79	-2811.17	4589.436	-30280.4	9006.175	-11131.6
:	:	:	:	:	:	:	:	:	:

Table 5) Zernike moment features for test set

c. *Zoning*: Out of feature extraction and object recognition techniques Zoning approaches best result. The character image of size 60×60 is further divided into 4 equal zones of size 30×30 each and also divided into 9 equal zones of size 15×15. For each zone zernike moments are calculated repeat the process for all images in sample set. In this case training matrix is of size 46 where each record represents a group of 70 samples for each zone in character and testing sample contains 1380 which represents 30 samples for each zone of 46 characters of each zone. The following algorithm shows working procedure for feature extraction method for 4 zones similarly for 9 zones instead of z1 to z4 calculate a matrix for z1 to z9 and make changes accordingly.

Proposed Algorithm: Zone Based feature extraction system for default image size 60×60

A: Train set

- Step 1: Input preprocessed handwritten numeral image.
- Step 2: Divide the I/P image into 4 equal zone of size 30×30
- Step 3: Find Zernike moment for each 4 zones
- Step 4: Create table of moment for each zone i.e. tr1, tr2, tr3 and tr4.
- Step 5: Store these values in table for tr1, tr2, tr3 and tr4.
- Step 6: Repeat the steps 2 to 5 for each image
- Step 7: Store table of moment for each image i.e. tr1, tr2, tr3 and tr4 separately.
- Step 8: Calculate mean tr1, tr2, tr3 and tr4 represents a mean character for every 70 samples.
- Step 9: tr1_i, tr2_i, tr3_i and tr4_i represents Zernike moment for ith character

B: Test set

- Step 1: Input preprocessed handwritten numeral image.
- Step 2: Divide the I/P image into 4 equal zone of size 30×30
- Step 3: Find Zernike moment for each 4 zones
- Step 4: Create table of moment for each zone i.e. ts1, ts2, ts3 and ts4.
- Step 5: Store these values in table for ts1, ts2, ts3 and ts4.
- Step 6: Repeat the steps 2 to 5 for each image
- Step 7: Store table of moment for each image i.e. ts1, ts2, ts3 and ts4 separately.
- Step 8: ts1_i, ts2_i, ts3_i and ts4_i represents Zernike moment for ith character

C: Recognition

- Step 1: Load input tr1_i, tr2_i, tr3_i and tr4_i from train set
- Step 2: Load input ts1_i, ts2_i, ts3_i and ts4_i from test set.
- Step 3: Calculate Euclidian distance between tr1 and ts1, tr2 and ts2, tr3 and ts3 and tr4 and ts4
- Step 4: Repeat the steps 2 and 3 for each image in test set.
- Step 5: Store 4 minimum values and 4 indexes for all 4 zones
- Step 6: If for all 4 zones have similar index then character recognized.
- Step 7: If from all 4 zones at least three indexes do not have similar index or all four indexes are unique then calculate index of minimum value from step 6 which represents recognized image.

- d. **Modified Zone:** In 4 zone added a 5th zone of similar size as shown in figure 5 and also in 9 made selection of zones at the time of recognition as shown in figure 6. Out of these zoning approaches addition of 5th zone of size 31×31 gives best result stated in experimental results section 7.

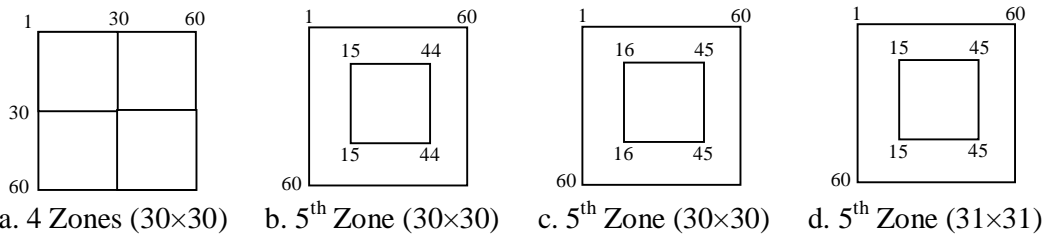


Figure 5: Modified 4 zone experiment for recognition

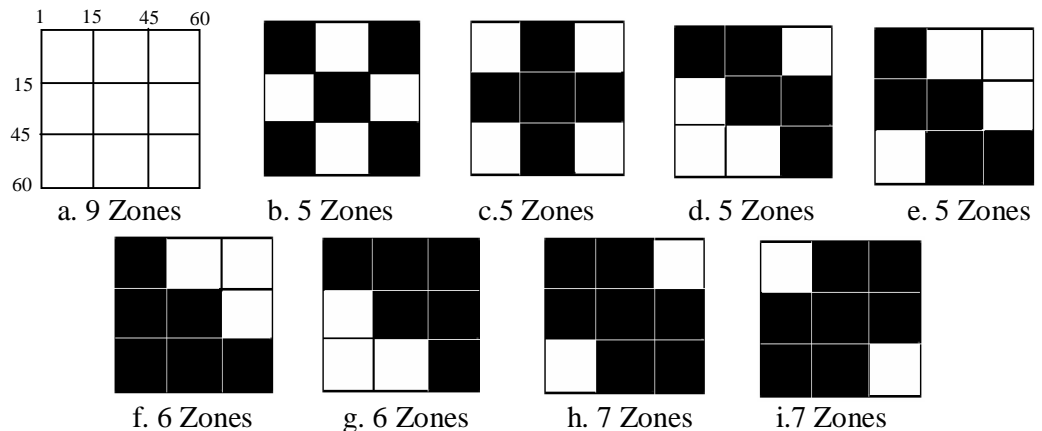


Figure 6: Modified 9 zone experiment for recognition

7. EXPERIMENTAL RESULTS

The recognition of samples was done by using Hu's seven invariant features and Zernike moment. These features were calculated for all sample of training set and stored for recognition purpose. Similarly Hu's seven invariant features and Zernike features for test set was also formed and stored. This feature vector of training sample using Hu' seven invariant moments was loaded and test sample feature were checked for recognition 'Euclidean' distance classifier. The 'Euclidean' distance provides information between each pair (one vector from test set and other vector from training set) of observations. The distance matrix of training sample and test sample using Hu's 7 invariant moments, Zernike moments and Zernike moments with zoning was shown in table 6.

Sr No	Sample Charatcer	HU's 7 Moment			Zernike Moments			Zernike Moments with 9 zones as figure 6 a			Zernike Moments with 4 zones as figure 5 a		
		Hit	Miss	Hit%	Hit	Miss	Hit%	Hit	Miss	Hit%	Hit	Miss	Hit%
1	अ a	27	3	90.00	24	6	80.00	24	6	80.00	25	5	83.33
2	आ ā	17	13	56.67	28	2	93.33	28	2	93.33	25	5	83.33
3	इ i	26	4	86.67	30	0	100.00	30	0	100.00	28	2	93.33
4	उ u	27	3	90.00	30	0	100.00	29	1	96.67	30	0	100.00
5	ए e	24	6	80.00	24	6	80.00	18	12	60.00	16	14	53.33
6	ऐ ai	23	7	76.67	26	4	86.67	20	10	66.67	20	10	66.67
7	ओ o	24	6	80.00	28	2	93.33	12	18	40.00	19	11	63.33
8	औ au	25	5	83.33	30	0	100.00	25	5	83.33	23	7	76.67
9	अं am̐	20	10	66.67	26	4	86.67	27	3	90.00	25	5	83.33
10	अः ah	19	11	63.33	24	6	80.00	20	10	66.67	29	1	96.67
11	क ka	29	1	96.67	15	15	50.00	23	7	76.67	22	8	73.33
12	ख kha	19	11	63.33	30	0	100.00	24	6	80.00	30	0	100.00
13	ग ga	24	6	80.00	26	4	86.67	28	2	93.33	25	5	83.33
14	घ gha	26	4	86.67	28	2	93.33	29	1	96.67	20	10	66.67
15	ङ ṅa	22	8	73.33	27	3	90.00	23	7	76.67	29	1	96.67
16	च ca	14	16	46.67	27	3	90.00	18	12	60.00	24	6	80.00
17	छ cha	28	2	93.33	21	9	70.00	25	5	83.33	25	5	83.33
18	ज ja	23	7	76.67	24	6	80.00	16	14	53.33	19	11	63.33

19	झ jha	19	11	63.33	11	19	36.67	12	18	40.00	12	18	40.00
20	ञ ña	26	4	86.67	23	7	76.67	19	11	63.33	18	12	60.00
21	ट ṭa	17	13	56.67	24	6	80.00	27	3	90.00	23	7	76.67
22	थ tha	18	12	60.00	27	3	90.00	20	10	66.67	23	7	76.67
23	ड ḍa	20	10	66.67	16	14	53.33	22	8	73.33	21	9	70.00
24	ध dha	22	8	73.33	13	17	43.33	25	5	83.33	27	3	90.00
25	ण ṇa	25	5	83.33	19	11	63.33	12	18	40.00	23	7	76.67
26	त ta	22	8	73.33	23	7	76.67	11	19	36.67	24	6	80.00
27	थ tha	22	8	73.33	29	1	96.67	26	4	86.67	26	4	86.67
28	द ḍa	24	6	80.00	17	13	56.67	3	27	10.00	9	21	30.00
29	ध dha	9	21	30.00	29	1	96.67	24	6	80.00	14	16	46.67
30	न ṇa	22	8	73.33	19	11	63.33	21	9	70.00	19	11	63.33
31	प pa	18	12	60.00	17	13	56.67	17	13	56.67	20	10	66.67
32	फ pha	14	16	46.67	12	18	40.00	12	18	40.00	17	13	56.67
33	ब ba	30	0	100.00	25	5	83.33	20	10	66.67	20	10	66.67
34	भ bha	16	14	53.33	23	7	76.67	15	15	50.00	13	17	43.33
35	म ma	27	3	90.00	24	6	80.00	18	12	60.00	18	12	60.00
36	य ya	23	7	76.67	24	6	80.00	8	22	26.67	20	10	66.67
37	र ra	21	9	70.00	28	2	93.33	21	9	70.00	22	8	73.33
38	ल la	17	13	56.67	25	5	83.33	16	14	53.33	22	8	73.33
39	व va	24	6	80.00	27	3	90.00	26	4	86.67	23	7	76.67
40	श śa	17	13	56.67	18	12	60.00	20	10	66.67	23	7	76.67
41	ष śa	18	12	60.00	25	5	83.33	21	9	70.00	25	5	83.33
42	स sa	22	8	73.33	21	9	70.00	23	7	76.67	20	10	66.67





43		15	15	50.00	22	8	73.33	21	9	70.00	24	6	80.00
44		16	14	53.33	19	11	63.33	20	10	66.67	25	5	83.33
45		21	9	70.00	17	13	56.67	21	9	70.00	22	8	73.33
46		25	5	83.33	14	16	46.67	24	6	80.00	23	7	76.67
Total		987	393	71.52	1059	321	76.74	944	436	68.41	1010	370	73.19

Table 6) Distance Matrix of test set and training set

Table 3 shows that, for Hu's 7 moments total 1380 test sample features were checked with 3220 training sample. The total correctly recognized sample were 987 and 393 were not recognized, they are misclassified. The overall recognition using Hu's seven invariant moments will be 71.52%. In order to measure the performance of zernike features on same set of training and test the distance matrix was calculated and found that out of 1380 test samples 1059 were recognized as correct samples, whereas 321 samples were not recognized correctly. The overall recognition rate of Zernike moment using zernike feature is 76.74%. The result clearly indicates that zernike feature has increased recognition rate of system. Table 7 shows the performance of recognition system based on Hu's seven invariant moments and Zernike moments.

Training set of 3220 Sample	Hu's seven invariant features			Zernike features		
	TP	TN	RR	TP	TN	RR
Total 1380 Test Sample	987	393	71.52%	1059	321	76.74%

TP: Total True Positive, TN: Total True Negative

Table 7) Performance of Features used in recognition of MODI Character

Experimental result for modified zone was shown in table 8 which clearly indicates that Zernike moment using modified zoning approach improves recognition rate up till 82.61% as on adding a 5th zone of size 31×31 instead of using only four zone of size 30×30.

Sr.No	Train set character	Hit	Miss	Hit%
1	Zernike Moments with 5 zones for figure 5 b	1137	243	82.39
2	Zernike Moments with 5 zones for figure 5 c	1127	253	81.67
3	Zernike Moments with 5 zones for figure 5 d	1140	240	82.61
4	Zernike Moments with 5 zones for figure 6 b	564	816	40.87
5	Zernike Moments with 5 zones for figure 6 c	995	385	72.10
6	Zernike Moments with 5 zones for figure 6 d	777	603	56.30
7	Zernike Moments with 5 zones for figure 6 e	806	574	58.41
8	Zernike Moments with 6 zones for figure 6 f	793	587	57.46
9	Zernike Moments with 6 zones for figure 6 g	799	581	57.90
10	Zernike Moments with 7 zones for figure 6 h	934	446	67.68
11	Zernike Moments with 7 zones for figure 6 i	959	421	69.49

Table 8) Performance of Features used in recognition for modified Zoning Zernike moments

8. CONCLUSION

This piece of work mainly focused on the feature extraction of Hu's seven invariant moment, Zernike moment and Zernike moment with zoning feature for the recognition of MODI character. The Zernike moment features are found to be more reliable and accurate feature for recognition of handwritten MODI characters as compared with Hu's seven invariant moments and zoning improves the recognition rate up till 82.61% using Zernike moments with original image of size 60*60 divided in 5 zones where 4 zones are of equal size 30*30 and fifth zone is overlapping one of size 31*31.

9. SCOPE FOR FURTHER STUDY

Millions of MODI documents were waiting to be explored and unfold the mysteries written on the pages of history from Tanjavar's Saraswati Mahal, Oriental manuscript section of Chennai's Connemara University, museums in London, Paris, Spain, and Holland. Bharat Itihas Sanshodhan Mandal, Pune (BISM), Rajwade Sanshodhan Mandal, Dhule and from many private institutions like palaces, temples, private libraries, many more....

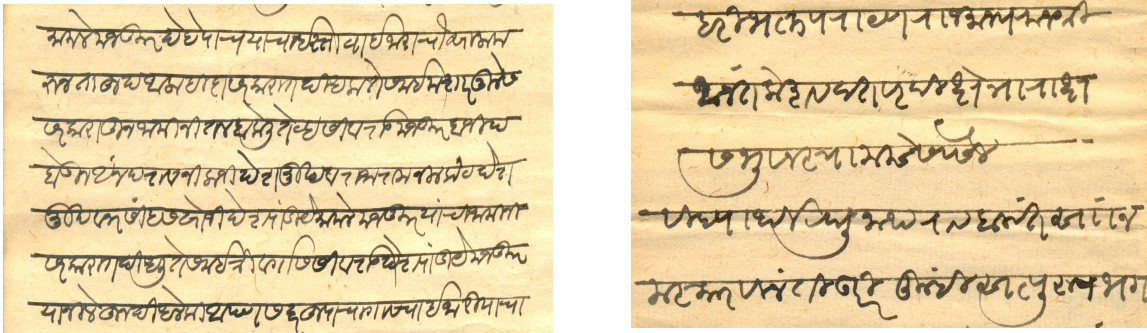


Figure 7: Examples of historical document written in MODI Script

Our job is not yet finished, now trying to recognize handwritten characters from these historical documents as shown in figure 7.

Reference:

- [1] Lawrence Lo, 'ancientscripts.com A compendium of world-wide writing systems from prehistory to today', "MODI", "www.ancientscripts.com/modi.html", Accessed 28 March 2014 Accessed 28 March 2014
- [2] David Lalmalsawma, India Insights, Reuters, Edition US, 7 Sept 2013. "India speaks 780 languages, 220 lost in last 50 years—survey", "apresearch.org/india-speaks-780-languages-220-lost-in-last-50-years-survey-india-insight", Accessed 28 March 2014
- [3] M.Y. Savant, Kriti Rakshana, a bi monthly publication of the national mission for manu script, vol 1 no 1, August 2005, page 16. "Marathi MODI Script: Origin, Evolution and Significance", "www.namami.org/kriti Orakshana_7vol/1/final pdf/final newsletter.pdf." Accessed 28 March 2014
- [4] Rakesh A. Ramraje, Global Online Electronic International Interdisciplinary Research Journal (GOEIJR), vol II Issue 1, June 2013. "History of MODI script in Maharashtra", "goeijr.com/upload/may2013/8.pdf", Accessed 30 March 2014
- [5] Salgaonkar G.V., Chavan V.S., Mhatre K., Badkar D., Deshpande P., "History Of Modi Lipi", "www.modilipi.com", Accessed 28 May 2014
- [6] Beseekar D. N., Ramteke R. J., International Journal of Systems, Algorithms & Applications, Volume 2, Issue ICRASE12, November 2012, ISSN Online: 2277-2677 "Feature Extraction Algorithm for Handwritten Numerals Recognition of MODI Script using Zoning-based Approach".

-
- [7] Naren Ranadive, *Randives Indian Antiquities and Inscriptions*, “The Origin and Development of Indian Writing System – MODI Script of Maharashtra”, “narendranath.webs.com”, Accessed 20 March 2014
- [8] D. N. Beseekar, R. J. Ramteke, *International Journal of Computer Applications*, vol. 64, no. 3, February 2013. “Study for Theoretical Analysis of Handwritten MODI Script – A Recognition Perspective”
- [9] Anshuman Pandey, Department of History, University of Michigan, Ann Arbor, Michigan, U.S.A., November 5, 2011 “Proposal to Encode the MODI Script in ISO/IEC 10646” ISO/IEC JTC1/SC2/WG2, N4034 L2/11-212R2, 2011-11-05, “std.dkuug.dk/JTC1/SC2/WG2/docs/n4034.pdf” Accessed 28 May 2014
- [10] Rajesh Khillari, “History of MODI Script”, 30 May 2008, “http://modi-script.blogspot.in/2008/05/history-of-modi-script.html” Accessed 28 May 2014
- [11] Wikipedia, The free encyclopedia, “Saraswathi Mahal Library”, “en.wikipedia.org/wiki/Saraswathi_Mahal_Library”, Accessed 28 May 2014
- [12] Newspaper The Hindu, Tanjavar, October 6, 2007, “House library panel visits Saraswathi Mahal”, “www.thehindu.com/news/national/tamil-nadu/modi-documents-of-maratta-era-to-be-digitised/article4742215.ece” Accessed 28 May 2014
- [13] Sattkaryotejak Sabha, “Vagdevata Mandir”, “www.dasbodha.org/index.php?option=com_content&view=article&id=104&Itemid=652”, Accessed 28 May 2014
- [14] The Times of India, Pune Edition, “Band of researchers, enthusiasts strive to keep Modi script alive”, TNN | Feb 21, 2014, 05.48 AM IST, “timesofindia.indiatimes.com/city/pune/Band-of-researchers-enthusiasts-strive-to-keep-Modi-script-alive/articleshow/30761335.cms”, Accessed 28 May 2014
- [15] Newspaper The Hindu, THANJAVUR (TN.), May 22, 2013, “Modi documents of Maratta era to be digitised”, special correspondent, “www.thehindu.com/todays-paper/tp-national/modi-documents-of-maratta-era-to-be-digitised/article4738336.ece” Accessed 28 May 2014
- [16] MID DAY INDIA NEWS, February, 13, 2013, Pune, Priyanka Deshpande, “Rare manuscripts to be digitalised by archives dept”, “www.milnix.com/rd.php?url=http://www.mid-day.com/news/2013/feb/130213-pune-rare-manuscripts-to-be-digitalised-by-archives-dept.htm”, Accessed 28 May 2014
- [17] Reza Kasyauqi Sabhara, Chin-Poo Lee, Kian-Ming Lim, *Smart Computing Review*, vol. 3, no. 3, June 2013, pp 166-173. “Comparative study of Hu Moments and Zernike Moments in Object Recognition”.
- [18] Jyotsnarani Tripathy, “Reconstruction of Oriya Alphabets Using Zernike Moments,” *International Journal of Computer Applications* (0975– 8887) Volume 8– No.8, October 2010.
- [19] A S Ramteke, G S Katkar, *International Journal of ICT and Management*, vol. 1, Issue. 1, February 2013, “Recognition of Off-line Modi Script : A Structure Similarity Approach”.
- [20] Ming-Kuei Hu, *IRE Transactions on Information Theory*, 1962, pp 179-187, “Visual Pattern Recognition by Moment Invariants”.
- [21] Jyotsnarani Tripathy, *International Journal of Computer Applications* (0975– 8887) Volume 8– No.8, October 2010 “Reconstruction of Oriya Alphabets Using Zernike Moments”.