

Microwave Surface Impedance of Y₁Ba₂Cu₃O_{7- δ} crystals Experiment and comparison to a *d*-wave model

T. Jacobs and S. Sridhar

Physics Department, Northeastern University, Boston, MA 02115

C. T. Rieck and K. Scharnberg

Institut für Angewandte Physik, Universität Hamburg, Germany

T. Wolf and J. Halbritter

Forschungszentrum Karlsruhe Technik und Umwelt, Karlsruhe, Germany

Abstract

We present measurements of the microwave surface resistance R_s and the penetration depth λ of Y₁Ba₂Cu₃O_{7- δ} crystals. At low T , $\lambda(T)$ obeys a polynomial behavior, while R_s displays a characteristic non-monotonic T -dependence. A detailed comparison of the experimental data is made to a model of *d*-wave superconductivity which includes both elastic and inelastic scattering. While the model reproduces the general features of the experimental data, three aspects of the parameters needed are worth noting. The elastic scattering rate required to fit the data is much smaller than measured from the normal state, the scattering phase shifts have to be close to $\pi/2$ and a strong coupling value of the gap parameter $2\Delta(0)/kT_c \sim 6$ is needed. On the experimental side the uncertainties regarding the material parameters $\lambda(0)$ and $R_{s,\text{res}}(0)$ further complicate a quantitative comparison. For one sample, $R_{s,\text{res}}(0)$ agrees with the intrinsic value which results from the *d*-wave model.

Microwave measurements of the surface impedance $Z_s = R_s + iX_s$ of superconductors are in principle capable of yielding a wealth of precise information regarding the superconducting state, such as the gap parameter, quasiparticle density and nature of scattering. In low T_c superconductors the BCS theory provides a remarkably accurate description of experimental data for R_s and X_s over several orders of magnitude variation, including detailed effects of impurity scattering [1].

Table 1

Some sample properties: T_c is observed by us in small microwave fields. ΔT_c is defined as the temperature interval between 10% and 90% of $R_s(T_c)$. δ is the oxygen vacancy.

| Sample | T_c | ΔT_c | $R_s(4\text{ K})$ | δ |
|--------|--------|--------------|-------------------|----------|
| A | 91.0 K | 1.0 K | $5\ \mu\Omega$ | 0.06 |
| B | 91.5 K | 1.5 K | $150\ \mu\Omega$ | 0.11 |

Recently, experiments which directly explore the order parameter symmetry suggest a $d_{x^2-y^2}$ order parameter [2–4] for high T_c superconductors, although some experiments which suggest a s -wave order parameter also exist [5,6]. It is therefore useful to ask to what extent a d -wave model of superconductivity can describe the measured surface impedance of the cuprate superconductors, particularly $\text{Y}_1\text{Ba}_2\text{Cu}_3\text{O}_{7-\delta}$. Some work has been already initiated in this regard [7]. Here in this paper, we present detailed results on the microwave (10 GHz) surface impedance of $\text{YBa}_2\text{Cu}_3\text{O}_{7-\delta}$ crystals. We also compare the complete temperature dependence to numerical calculations based upon semi-microscopic models of d -wave and s -wave superconductivity, including elastic as well as inelastic scattering effects.

The measurements were carried out in a specially designed, high sensitivity Nb cavity. The method of measuring the surface impedance of superconductors at elevated temperatures using a “hot finger” cavity method was first introduced by one of the authors in reference [8], and the principle has been used in a variety of systems reported in the literature. In the present setup, the Nb cavity is maintained either at 4.2 K or below 2 K. The typical background Q_b of the cavity can be as high as 10^8 . The surface resistance is measured from the temperature dependent Q using $R_s(T) = \Gamma [Q^{-1}(T) - Q_b^{-1}(T)]$ and the penetration depth using $\Delta\lambda(T) = \zeta [f(T) - f_b(T)]$. The geometric factors are determined by the cavity mode, sample location and the sample size. All measurements were done in the TE_{011} mode with the sample at the midpoint of the cavity axis, where the microwave magnetic fields have a maximum and the microwave electric fields are zero. The method enables measurement of small crystals and thin film samples.

The crystals were grown in a ZrO_2/Y crucible using highly pure Y_2O_3 , BaCO_3 and CuO powders. Crystal growth took place while slowly cooling the melt at a rate of 0.40°C/h in the temperature range 970°C to 904°C and in an atmosphere of 100 mbar O_2 . After the growth the crystals were annealed in flowing oxygen in the temperature range 600°C to 400°C during 600 h.

We start with an analysis of the normal state properties in the hope to fix some of the normal state parameters which are required for a calculation of the conductivity in the superconducting state. Assuming local electrodynamics, *i.e.* skin depth limited, the normal state surface resistance R_n is given by

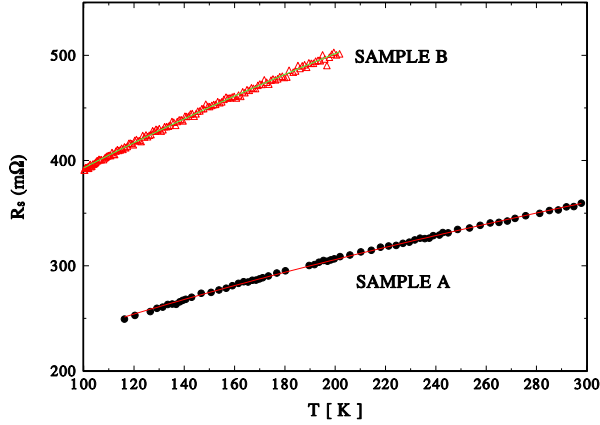


Fig. 1. Normal state surface resistance $R_s(T)$ for the $\text{YBa}_2\text{Cu}_3\text{O}_{7-\delta}$ crystals with fits to eq. (2). The fit parameters are given in table 2.

Table 2

Experimental normal state scattering parameters

| Sample | ρ_0 [Ωm] | γ [$\Omega\text{m/K}$] | Γ_{el} [sec^{-1}] | α [$\text{sec}^{-1}\text{K}^{-1}$] |
|--------|----------------------------------|------------------------------------|---|--|
| A | $5.3 \cdot 10^{-7}$ | $9.1 \cdot 10^{-9}$ | $1.1 \cdot 10^{13}$ | $1.9 \cdot 10^{11}$ |
| B | $1.4 \cdot 10^{-6}$ | $2.4 \cdot 10^{-8}$ | $2.9 \cdot 10^{13}$ | $5.0 \cdot 10^{11}$ |

$R_n = \sqrt{\omega\mu_0\rho_n/2}$ where $\rho_n = \sigma_0^{-1} = \mu_0\lambda(0)^2 2\Gamma = (ne^2\tau/m)^{-1}$. If the classical skin depth limit applies, then the microwave resistivity ρ_n should be the same as the dc resistivity, which is known to be linear. If $\rho_n = \rho_0 + \gamma T$, then

$$R_n = \sqrt{\omega\mu_0(\rho_0 + \gamma T)/2} \quad (1)$$

Figure 1 shows a comparison of the experimental data between 100 K and 200 K to the above equation. The data clearly has a *sub-linear* T dependence, and the fit to eq. (1) is *extremely good*. From the fit the scattering rate Γ can be obtained as

$$\Gamma = \Gamma_{\text{el}} + \Gamma_{\text{inel}}(T) = \Gamma_{\text{el}} + \alpha T \quad (2)$$

where $\Gamma_{\text{el}} = \rho_0/(2\mu_0\lambda(0)^2)$, and $\alpha = \gamma/(2\mu_0\lambda_0^2)$. Table 2 gives these parameters for the studied samples under the assumption $\lambda(0) = 1400 \text{ \AA}$.

Figure 2 displays the low temperature behavior of R_s for the two samples of $\text{Y}_1\text{Ba}_2\text{Cu}_3\text{O}_{7-\delta}$. Sample B shows a characteristic peak in R_s first reported by [9]. This is not present in sample A, whose behavior is instead closer to that of thin films.

It is evident that the λ vs. T data displayed in figure 4 do not show the

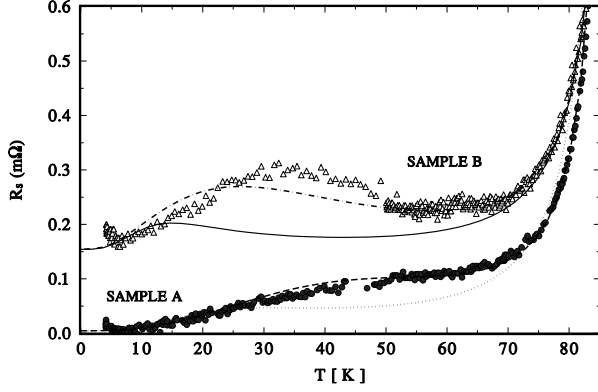


Fig. 2. Low temperature behavior of R_s for the $\text{YBa}_2\text{Cu}_3\text{O}_{1-\delta}$ samples A (\bullet) and B (\triangle). Theoretical results are plotted for the parameters given in table 3.

Table 3

Theoretical parameter with $f_1(t) = e^{7(t-1)} - e^{-7}$

| Sample | symbol | Γ_{el} [meV] | Γ_{inel} [meV] | $2\Delta_0(0)/kT_c$ |
|--------|----------|----------------------------|------------------------------|---------------------|
| A | dashes | 0.25 | $10.86 f_1(t)$ | 6.4 |
| | dots | 0.20 | $10.91 t^3$ | 6.0 |
| B | dash dot | 0.05 | $24.15 f_1(t)$ | 6.4 |
| | line | 0.05 | $24.15 t^3$ | 7.0 |

exponential dependence $\Delta\lambda(T) \propto \exp(-T/T_c)$ expected for an isotropic s -wave superconductor. Instead the data clearly have a polynomial temperature dependence with a leading linear term [10,11]. This, together with the nonexponential decrease of R_s at very low temperatures could be taken as indication for d -wave pairing.

An important prediction for any superconducting state with nodes in the gap is the presence of a finite residual conductivity σ_{00} due to elastic scattering [12,13]. Its value depends on the particular pair state and, if determined experimentally, could help to identify the type of pairing present. For the d -wave state

$$\Delta(T, \vec{k}_F) = \Delta_0(T) \cos(2\phi) \quad (3)$$

commonly studied for systems with cylindrical Fermi surfaces of circular cross section one has [12,13] $\sigma_{00} = ne^2/m\pi\Delta_0$ at $T = 0$ K.

This can be related to $\sigma_n(T_c)$ by $\sigma_{00}/\sigma_n(T_c) = 2\Gamma(T_c)/\pi\Delta_0$. Using the values $2\Gamma(T_c) = 33$ meV, and $2\Delta_0/kT_c = 4.3$ we get $\sigma_{00}/\sigma_n(T_c) \sim 1$. Thus the residual conductivity is comparable to the normal state conductivity at T_c , which is a surprisingly large value. Note that in BCS the conductivity $\sigma_1 \rightarrow 0$ as $T \rightarrow 0$.

The relation to R_s is obtained from the limiting result when $\sigma_2 \gg \sigma_1$, whence $R_s(T \rightarrow 0) = \omega^2 \mu_0^2 \lambda(0)^2 \sigma_{00}/2$. This can also be written as $R_s/R_n = 0.5(\sigma_1/\sigma_n)/(\sigma_2/\sigma_n)^{3/2}$. Since the above relationship shows that $\sigma_1/\sigma_n \sim 1$, the reduction in R_s from its value at T_c is entirely due to the reduction in λ from δ_n *i.e.* to the superfluid response. The intrinsic residual surface resistance $R_{s,\text{res}}(0)$ which results from σ_{00} is much smaller than the value measured for sample B but is compatible with the low temperature data for sample A.

Detailed numerical calculations based on the microscopic models for *s*-wave and *d*-wave superconductivity [14–16] were carried out.

With suitable choices for the Eliashberg functions it is possible to fit the measured surface resistances within the framework of isotropic strong coupling theory over a wide range of temperature from T_c down to $0.4T_c$ [16], highlighting the importance of inelastic scattering processes. This is consistent with earlier measurements over the same temperature range [17]. However at lower temperatures the isotropic gap should make its presence known in the form of an $\exp(-\Delta/kT)$ dependence, which is clearly not observed in either R_s or $\Delta\lambda$.

For this reason we focus in this paper on models of *d*-wave superconductivity, including inelastic scattering. Here we list the main ingredients of the model - details of the model are described elsewhere [16]. A weak-coupling pairing interaction was suitably chosen to give the $d_{x^2-y^2}$ order parameter $\Delta(T, \vec{k}_F)$, see eq. (3). The self-consistency equation for the order parameter was solved to give the temperature dependence of the amplitude $\Delta_0(T)$, and which is found to be very similar to that for an isotropic order parameter except that $2\Delta_0(0)/kT_c = 4.29$ rather than 3.52.

Elastic scattering is parametrized by a normal state scattering rate Γ_{el} and a phase shift δ_N , which can take any value between 0 (Born approximation) and $\pi/2$ (Unitary limit). Inelastic scattering in the superconducting state is parametrized in the form

$$\Gamma_{\text{inel}}(T) = \alpha T_c f(t) \quad (4)$$

with some function f of the reduced temperature $t = T/T_c$.

The inputs to the calculation of the surface impedance $Z_s = (2i/\sigma_s)^{1/2}$ are then Γ_{el} , δ_N , α , and $f(t)$. In order to fit the steep drop of R_s below T_c we have found it necessary to treat $2\Delta_0(0)/kT_c$ as a variable parameter.

The surface impedance is not as sensitive to the choice of model parameters as is the real part of the conductivity σ_1 , which is also of some intrinsic interest. Unfortunately, the peak height of the experimentally determined $\sigma_1(T, \omega)$

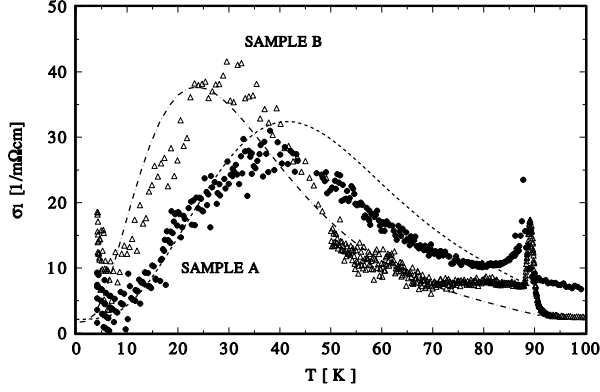


Fig. 3. Real part σ_1 of the measured conductivity and theoretical behavior (lines). The parameters are given in table 3.

depends strongly on the choice of the zero temperature penetration depth $\lambda(0)$ while the low temperature behavior of σ_1 can be changed substantially by subtracting from the measured surface resistance R_s a residual loss R_s^o [9]. The choice of R_s^o is limited by the consideration that $\sigma_1(T = 0, \omega)$ should neither be negative nor should it exceed $\sigma_1(T_c, \omega)$ by a wide margin. With these restrictions we find $R_s^o = 0.15 \text{ m}\Omega$ for sample B while for sample A R_s^o is negligible.

The peak heights in σ_1 are reduced when larger values for $\lambda(0)$ are selected. We have chosen $\lambda(0)$ such that the experimental X_s is linear over as large a temperature range below T_c as possible. This gives $\lambda(0) = 1800 \text{ \AA}$ and $\sigma_1^{\max}(T, \omega) = 30 [\text{m}\Omega\text{cm}]^{-1}$ for sample A and $\lambda(0) = 2000 \text{ \AA}$ and $\sigma_1^{\max}(T, \omega) = 42 [\text{m}\Omega\text{cm}]^{-1}$ for sample B.

Experimental results for σ_1 are shown in figure 3. In the presence of purely inelastic scattering a peak in σ_1 should occur near $\omega/2\Gamma(T) = 1$. This peak is thus expected to shift to higher temperatures as the frequency is increased and to lower temperatures when the overall magnitude α (eq. (2) and (4)) of the scattering rate is increased. For $f(t) = f_1(t) = e^{7(t-1)} - e^{-7}$ which has been suggested by Bonn *et al.* [9] and which is close to the result from the Nested Fermi Liquid model [18,16], the peak in σ_1 occurs near 10 K with the peak height greatly exceeding the experimental value. This observation, taken together with the normal state data, shows that elastic scattering needs to be taken into account. When Γ_{el} given in table 2 is used as input parameter, the peak in σ_1 is greatly reduced. In the Born approximation σ_1 rises very steeply from its limiting value σ_{00} so that the peak is still located at too low a temperature. In the unitary limit a peak is barely observable. In order to reproduce the experimental results, Γ_{el} has to be chosen much smaller than the analysis of normal state data would suggest. Figure 3 contains a reasonably close fit to the σ_1 data. The fit cannot be improved by varying the phase shift δ_N . Reducing δ_N from 0.5π shifts some of the weight of the peak

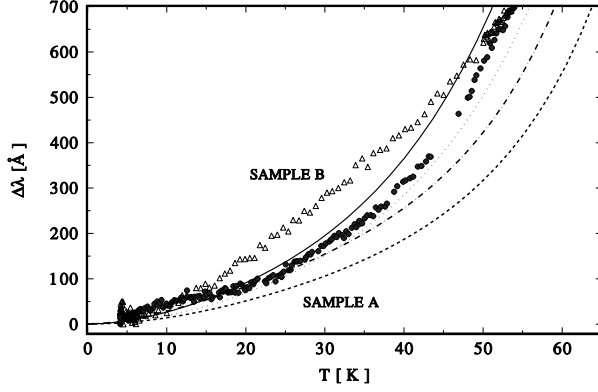


Fig. 4. Low temperature data and theory of $\lambda(T)$. Theoretical curves are obtained with the parameters of table 3.

shown in figure 3 to the temperature at which the peak occurs in the Born approximation. At around $\delta_N = 0.35\pi$, $\sigma_1(T)$ acquires a distinct double peak structure not compatible with the data. We conclude that the phase shift must be close to the unitary limit $0.45\pi \leq \delta_N \leq 0.5\pi$.

The only way to improve the fit would be to choose different temperature dependencies for Γ_{inel} with $f(t)$ decreasing faster than $f_1(t) = e^{7(t-1)} - e^{-7}$ for sample B and more slowly for sample A. Even though the two samples differ in oxygen contents (table 1) and by a factor of four in thickness, it does not seem plausible that intrinsic scattering events in the two samples should differ significantly in their temperature dependencies. A more likely source for this discrepancy is a temperature dependence of the “residual” surface resistance $R_{s,\text{res}}(t)$. Models have been put forward to explain $R_{s,\text{res}}(T)$ by weak links and relate them to ρ_0 [19].

The theoretical surface resistance for the same model parameters as those used to calculate σ_1 is shown in figure 2. In the case of sample B the phenomenological residual resistance $R_{s,\text{res}}(0) = 0.15 \text{ m}\Omega$ has been added. Note the intrinsic residual surface resistance in the case of sample A. To fit the data near T_c we had to increase $2\Delta_0(0)/kT_c$ to 6.4. This is substantially larger than the weak coupling value 4.29, which has important implications for conclusions regarding fluctuations. The overall fit to the data is very good, showing the same small discrepancies already apparent in figure 3.

The case for d -wave pairing would be strengthened considerably if we could fit the shift in penetration depth equally well using exactly the same model. Experimental and theoretical results are compared in figure 4. Clearly, the agreement is less than satisfactory. *Note that the calculated $\Delta\lambda$ is by no means linear*, although a polynomial fit in a limited temperature range can certainly be found. The agreement could be much improved by choosing different temperature dependences for Γ_{inel} . A good fit for sample A is obtained with $f_2(t) = t^3$, see figure 4. Decreasing $2\Delta_0(0)/kT_c$ substantially would also improve agree-

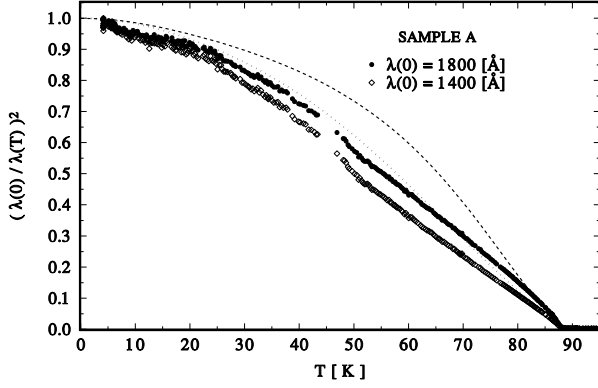


Fig. 5. Superfluid density of sample A. Dashed and dotted lines are obtained with the parameters of table 3.

ment in the case of $\Delta\lambda$ but would lead to serious discrepancies in the case of R_s .

In figure 5 the penetration depth for sample A is plotted over the whole temperature range in the form of the superfluid density $(\lambda(0)/\lambda(T))^2$. For such a plot, it is necessary to assume a value of $\lambda(0)$ and this figure shows the variation of $(\lambda(0)/\lambda(T))^2$ resulting from different choices of $\lambda(0)$. By varying $\lambda(0)$ one can actually change the sign of the curvature of $\lambda^2(T)$ near T_c . It is obvious that near T_c , since a straight line fits the data pretty well, the behavior is described quite well by a $(1 - T/T_c)^{1/2}$ dependence, which suggests a mean-field behavior of the order parameter.

Our d -wave calculations give a positive curvature for $1/\lambda^2(T)$ near T_c , indicating a behavior which is slower than mean-field, *i.e.* $\lambda(T) \rightarrow (1 - t)^\nu$, where $\nu > 1/2$. This is possibly an artifact of the calculation because the total scattering rate (eq. (2)) at T_c is such that T_c should be substantially suppressed according to weak coupling theory. This would lead to noticeably different T_c 's for the two samples. Since the T_c 's are practically the same, we did not include scattering in the selfconsistency equation. Strong inelastic scattering probably has to be treated within the framework of an anisotropic strong coupling theory, which could also solve the problem of the large value for $2\Delta_0(0)/kT_c$ we had to assume.

In spite of the remaining discrepancies, some of which may be due to contributions from the c -axis conductivity which has not been included in the calculations, d -wave pairing seems to provide an adequate model for understanding features seen in $\text{YBa}_2\text{Cu}_3\text{O}_{7-\delta}$ crystals. The main features of the data appear to be reproduced, although a detailed microscopic justification of the needed parameters is not yet available. We should remark that although we have considered an explicit d -wave model, the essential feature is that of nodes in the gap leading to low lying quasiparticle excitations at all temperatures.

This work was supported by NSF-DMR-9223850. We thank M. Osofsky for measurements of the oxygen content of the samples, as well as the organizers of the International Symposium on HTSC in High Frequency Fields held at Cologne, where part of this collaboration was initiated.

References

- [1] S. Sridhar, J. Appl. Phys. **63**, 159 (1988).
- [2] D. A. Wollman, D. J. Van Harlingen, W. C. Lee, D. M. Ginsberg, and A. J. Leggett, Phys. Rev. Lett. **71**, 2134 (1993).
- [3] C. C. Tsuei, J. R. Kirtley, C. C. Chi, L. S. Yu-Jahnes, A. Gupta, T. Shaw, J. Z. Sun, and M. Ketchen, Phys. Rev. Lett. **73**, 593 (1994).
- [4] I. Iguchi and Z. Wen, Phys. Rev. B **49**, 12388 (1994).
- [5] P. Chaudhari and S.-Y. Lin, Phys. Rev. Lett. **72**, 1084 (1994).
- [6] A. G. Sun, D. Gajewski, M. Maple, and R. C. Dynes, Phys. Rev. Lett. **72**, 2267 (1994).
- [7] L. S. Borkowski and P. J. Hirschfeld, Phys. Rev. B **49**, 15404 (1994).
- [8] S. Sridhar and W. L. Kennedy, Rev. Sci. Instrum. **59**, 531 (1988).
- [9] D. A. Bonn, K. Zhang, R. Liang, D. Baar, and W. N. Morgan, D. C. and Hardy, J. Supcond. **6**, 219 (1993).
- [10] W. N. Hardy, D. A. Bonn, D. C. Morgan, R. Liang, and K. Zhang, Phys. Rev. Lett. **70**, 3999 (1993).
- [11] J. Mao, D.-H. Wu, J. Peng, R. L. Greene, and S. M. Anlage, Phys. Rev. B **51**, 3316 (1995).
- [12] P. A. Lee, Phys. Rev. Lett. **71**, 1887 (1993).
- [13] P. J. Hirschfeld, W. O. Putikka, and D. J. Scalapino, Phys. Rev. B **50**, 10250 (1994).
- [14] K. Scharnberg, J. Low Temp. Phys. **30**, 229 (1978).
- [15] R. A. Klemm, K. Scharnberg, D. Walker, and C. T. Rieck, Z. Phys. B **72**, 139 (1988).
- [16] C. T. Rieck *et al*, Intrinsic surface impedance of weak and strong coupling superconductors: Temperature dependent scattering times and anisotropic energy gaps., to be published, 1995.
- [17] S. Sridhar, D.-H. Wu, and W. L. Kennedy, Phys. Rev. Lett. **63**, 1873 (1989).
- [18] A. Virosztek and J. Ruvalds, Phys. Rev. B **42**, 4064 (1990).
- [19] J. Halbritter, Phys. Rev. B **48**, 9735 (1993).