

Adiabatic population transfer via multiple intermediate states

N. V. Vitanov^{1,†} and S. Stenholm²

¹*Helsinki Institute of Physics, P.O.Box 9, FIN-00014 Helsingin yliopisto, Finland*

²*Department of Physics, Royal Institute of Technology (KTH), Lindstedtv. 24, SE-10044 Stockholm, Sweden*

[†]*electronic address: vitanov@rock.helsinki.fi*

(June 21, 2018)

This paper discusses a generalization of stimulated Raman adiabatic passage (STIRAP) in which the single intermediate state is replaced by N intermediate states. Each of these states is connected to the initial state ψ_i with a coupling proportional to the pump pulse and to the final state ψ_f with a coupling proportional to the Stokes pulse, thus forming a parallel multi- Λ system. It is shown that the dark (trapped) state exists only when the ratio between each pump coupling and the respective Stokes coupling is the same for all intermediate states. We derive the conditions for existence of a more general adiabatic-transfer state which includes transient contributions from the intermediate states but still transfers the population from state ψ_i to state ψ_f in the adiabatic limit. We present various numerical examples for success and failure of multi- Λ STIRAP which illustrate the analytic predictions. Our results suggest that in the general case of arbitrary couplings, it is most appropriate to tune the pump and Stokes lasers either just below or just above all intermediate states.

32.80.Bx, 33.80.Be, 42.50.-p

I. INTRODUCTION

Stimulated Raman adiabatic passage (STIRAP) [1–3] is an established technique for efficient population transfer in three-state systems in Λ or ladder configurations. In the original STIRAP, the population is transferred adiabatically from an initial state ψ_i to a final target state ψ_f via an intermediate state ψ_{int} by means of two partly overlapping laser pulses, a pump pulse $\Omega_P(t)$ linking states ψ_i and ψ_{int} , and a Stokes pulse $\Omega_S(t)$ linking states ψ_{int} and ψ_f . By applying the Stokes pulse before the pump pulse (counterintuitive pulse order) and maintaining adiabatic-evolution conditions, one ensures population transfer from the initial state into the final state, with negligible population in the intermediate state at any time. This is so because the transfer is realized via an adiabatic state $\varphi_D(t)$ (instantaneous eigenstate of the Hamiltonian) — the so-called dark state — which is a linear superposition of states ψ_i and ψ_f only. In the ideal limit, unit transfer efficiency is guaranteed and the process is robust against moderate changes in the laser parameters. Various aspects of STIRAP have been studied in detail theoretically and experimentally [4]. Among them are the effects of intermediate-state detuning [5] and loss rate [6], two-photon detuning [7–9], nonadiabatic effects [10–12], multiple intermediate and final states [13–16]. The success of STIRAP has encouraged its extensions in various directions, such as population transfer in chainwise connected multistate systems [17–26] and population transfer via continuum [27–35].

In the present paper, we examine the possibilities to achieve complete adiabatic population transfer in the case when the single intermediate state in STIRAP is replaced by N states, each of which is coupled to the initial state ψ_i with a coupling proportional to the pump field and to the final state ψ_f with a coupling proportional to

the Stokes field, thus forming a parallel multi- Λ system. In the first place, our work is motivated by the possibility that appreciable single-photon couplings to more than one intermediate states can exist in a *realistic physical situation*, for example, when the pump and Stokes lasers are tuned to a highly excited state in an atom, or in the case of population transfer in molecules. Such couplings may be present because, while very sensitive to the two-photon resonance [7,8], STIRAP is relatively insensitive to the single-photon detuning from the intermediate state [5], the detuning tolerance range being proportional to the squared pump and Stokes Rabi frequencies. It is therefore important to know if STIRAP-like transfer can take place in such systems. A second example for multi- Λ systems can be found in population transfer in *multistate chains*. It has been shown that when the couplings between the intermediate states are constant the multistate chain is mathematically equivalent to a multi- Λ system, in which the initial state ψ_i is coupled simultaneously to $N - 2$ dressed states which are in turn coupled to the final state ψ_f [26]. It has been demonstrated that in certain domains of interaction parameters (Rabi frequencies and detunings), adiabatic population transfer in these multistate chains (respectively, in the equivalent multi- Λ systems) can take place, while in other domains it cannot. A third motivation for the present work is *population transfer via continuum* [27–35]. In their pioneering work on this process [27], Carroll and Hioe have replaced the single discrete intermediate state in STIRAP by a quasicontinuum consisting of infinite number of equidistant discrete states with energies going from $-\infty$ to $+\infty$. Moreover, each of these states was coupled with the same coupling $\Omega_P(t)$ to the initial state ψ_i and with the same coupling $\Omega_S(t)$ to the final state ψ_f . Under these conditions Carroll and Hioe have shown that complete population transfer is achieved in the adiabatic

limit with counterintuitively ordered pulses. It has been shown later [31] that the Carroll-Hioe's quasicontinuum is too simplified and symmetric, and that a real continuum has properties, such as nonzero Fano parameter, which prevent complete population transfer. It is interesting to find out which of the simplifying assumptions in the Carroll-Hioe model (equidistant states, going to infinity both upwards and downwards, equal pump couplings and equal Stokes couplings) makes the dark state in the original STIRAP remain as a zero-eigenvalue eigenstate of the multi- Λ Hamiltonian. In this paper, we consider the general asymmetric case of unequal couplings and unevenly distributed, finite number intermediate states. Besides the Carroll-Hioe model [27], our paper generalizes the results of Coulston and Bergmann [13] who were the first to consider the effects of multiple intermediate states in the simplest case of $N = 2$ states and equal couplings $\Omega_P(t)$ to state ψ_i and equal couplings $\Omega_S(t)$ to state ψ_f . We shall find the conditions for the existence of the dark state in multi- Λ systems as well as the conditions for the existence of a more general adiabatic-transfer state, which still links states ψ_i and ψ_f adiabatically but is allowed to contain transient contributions from the intermediate states.

Our paper is organized as follows. In Sec. II we present the basic equations and definitions and review the standard three-state STIRAP. In Sec. III we discuss the case when all intermediate states are off single-photon resonance. In Sec. IV we consider the case when one of the intermediate states is on single-photon resonance and in Sec. V the case of degenerate resonant states. In Sec. VI we use the adiabatic-elimination approximation to gain further insight of the process. Finally, in Sec. VII we summarize the conclusions.

II. BASIC EQUATIONS AND DEFINITIONS

A. Basic STIRAP

The probability amplitudes of the three states in STIRAP satisfy the Schrödinger equation ($\hbar = 1$),

$$i \frac{d}{dt} \mathbf{c}(t) = \mathbf{H}(t) \mathbf{c}(t), \quad (1)$$

where $\mathbf{c}(t) = [c_i(t), c_{int}(t), c_f(t)]^T$. In the rotating-wave approximation [36], the Hamiltonian is given by

$$\mathbf{H}(t) = \begin{bmatrix} 0 & \Omega_P(t) & 0 \\ \Omega_P(t) & \Delta & \Omega_S(t) \\ 0 & \Omega_S(t) & 0 \end{bmatrix}. \quad (2)$$

The time-varying Rabi frequencies $\Omega_P(t)$ and $\Omega_S(t)$ are given by products of the corresponding transition dipole moments and electric-field amplitudes. States ψ_i and ψ_f are assumed to be on two-photon resonance, while the intermediate state ψ_{int} may be off single-photon resonance

by a detuning Δ . The system is initially in state ψ_i , $c_i(-\infty) = 1$, $c_{int}(-\infty) = c_f(-\infty) = 0$, and the quantities of interest are the populations, and particularly the population of state ψ_f at $t \rightarrow +\infty$, $P_f(\infty) = |c_f(\infty)|^2$.

Throughout this paper, we assume that the two pulses are ordered counterintuitively, i.e., the Stokes pulse precedes the pump pulse,

$$\lim_{t \rightarrow -\infty} \frac{\Omega_P(t)}{\Omega_S(t)} = 0, \quad \lim_{t \rightarrow +\infty} \frac{\Omega_S(t)}{\Omega_P(t)} = 0, \quad (3)$$

but we do not impose any restrictions on the particular time dependences in our analysis. In the numerical examples, we assume Gaussian shapes,

$$\Omega_P(t) = \Omega_0 e^{-(t-\tau)^2/T^2}, \quad \Omega_S(t) = \Omega_0 e^{-(t+\tau)^2/T^2}, \quad (4)$$

where T is the pulse width, 2τ is the time delay between the pulses, and we take $\tau = 0.5T$ everywhere. Furthermore, we choose the peak Rabi frequency Ω_0 to define the frequency and time scales.

The essence of STIRAP is explained in terms of the so-called dark (or trapped) state $\varphi_D(t)$, which is a zero-eigenvalue eigenstate of $\mathbf{H}(t)$,

$$\varphi_D(t) = \frac{\Omega_S(t)}{\Omega(t)} \psi_i - \frac{\Omega_P(t)}{\Omega(t)} \psi_f, \quad (5)$$

where $\Omega(t)$ is the mean-square Rabi frequency,

$$\Omega(t) = \sqrt{\Omega_S^2(t) + \Omega_P^2(t)}. \quad (6)$$

For counterintuitively ordered pulses, Eq. (3), we have $\varphi_D(-\infty) = \psi_i$ and $\varphi_D(+\infty) = -\psi_f$ and hence, the dark state connects adiabatically states ψ_i and ψ_f . By maintaining adiabatic evolution (a condition which amounts to requiring that the pulse width T is large or that the pulse areas are much larger than π), one can force the system to remain in the dark state and achieve complete population transfer from ψ_i to ψ_f . Moreover, since $\varphi_D(t)$ does not involve the intermediate state ψ_{int} , the latter is not populated in the adiabatic limit, even transiently, and hence, its properties, including decay, do not affect the transfer efficiency.

B. Multi- Λ STIRAP

1. The system

In the multi- Λ generalization of STIRAP the single intermediate state is replaced by N intermediate states $\psi_1, \psi_2, \dots, \psi_N$, each of which is coupled to both states ψ_i and ψ_f , as shown in Fig. 1. The system is again assumed to be initially in state ψ_i ,

$$c_i(-\infty) = 1, \quad (7a)$$

$$c_f(-\infty) = c_1(-\infty) = \dots = c_N(-\infty) = 0, \quad (7b)$$

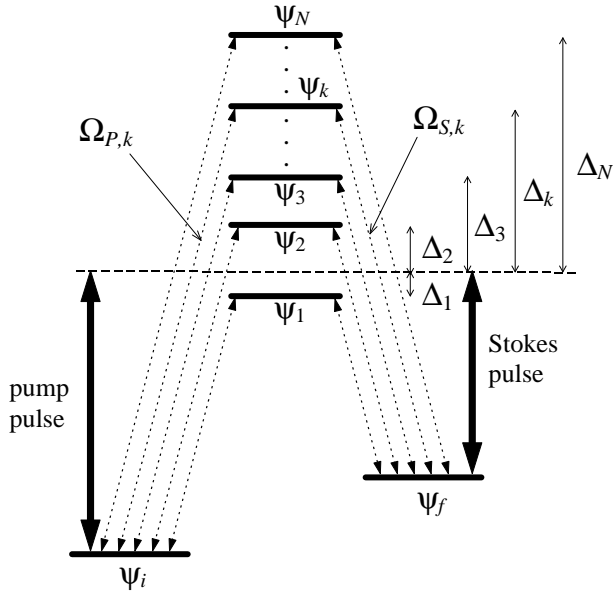


FIG. 1. The multi- Λ system studied in this paper. The system is initially in state ψ_i and the objective is to transfer it to state ψ_f via one or more intermediate states $\psi_1, \psi_2, \dots, \psi_N$ by means of two delayed laser pulses, the pump pulse $\Omega_P(t)$ and the Stokes pulse $\Omega_S(t)$, ordered counterintuitively (the Stokes pulse coming first). Each intermediate state is coupled to state ψ_i with a coupling $\Omega_{P,k}(t)$ proportional to $\Omega_P(t)$ and to state ψ_f with a coupling $\Omega_{S,k}(t)$ proportional to $\Omega_S(t)$. Each intermediate state ψ_k is detuned from single-photon resonance with a detuning Δ_k while states ψ_i and ψ_f are on two-photon resonance.

and the objective is to transfer the population to state ψ_f . The column vector of the probability amplitudes in the Schrödinger equation (1) is given by $\mathbf{c}(t) = [c_i(t), c_1(t), \dots, c_N(t), c_f(t)]^T$ and the Hamiltonian reads

$$\mathbf{H} = \begin{bmatrix} 0 & \Omega_{P,1} & \Omega_{P,2} & \cdots & \Omega_{P,N-1} & \Omega_{P,N} & 0 \\ \Omega_{P,1} & \Delta_1 & 0 & \cdots & 0 & 0 & \Omega_{S,1} \\ \Omega_{P,2} & 0 & \Delta_2 & \cdots & 0 & 0 & \Omega_{S,2} \\ \vdots & \vdots & \vdots & \ddots & \vdots & \vdots & \vdots \\ \Omega_{P,N-1} & 0 & 0 & \cdots & \Delta_{N-1} & 0 & \Omega_{S,N-1} \\ \Omega_{P,N} & 0 & 0 & \cdots & 0 & \Delta_N & \Omega_{S,N} \\ 0 & \Omega_{S,1} & \Omega_{S,2} & \cdots & \Omega_{S,N-1} & \Omega_{S,N} & 0 \end{bmatrix}. \quad (8)$$

States ψ_i and ψ_f are again assumed to be on two-photon resonance while each intermediate state ψ_k may be off single-photon resonance by a detuning Δ_k . The couplings $\Omega_{P,k}(t)$ of the intermediate states ψ_k to the initial state ψ_i are proportional to the pump field, while the couplings $\Omega_{S,k}(t)$ of the intermediate states to the final state ψ_f are proportional to the Stokes field,

$$\Omega_{P,k}(t) = \alpha_k \Omega_P(t), \quad \Omega_{S,k}(t) = \beta_k \Omega_S(t). \quad (9)$$

The dimensionless numbers α_k and β_k characterize the relative strengths of the couplings while $\Omega_P(t)$ and $\Omega_S(t)$ are suitably chosen “units” of pump and Stokes Rabi frequencies. We fix these “units” by choosing $\alpha_1 = \beta_1 = 1$,

which means that $\Omega_P(t)$ and $\Omega_S(t)$ are the pump and Stokes Rabi frequencies for state ψ_1 , $\Omega_P(t) \equiv \Omega_{P,1}(t)$ and $\Omega_S(t) \equiv \Omega_{S,1}(t)$, and the constants α_k and β_k are the relative strengths of the pump and Stokes couplings of state ψ_k with respect to those for state ψ_1 . In real physical systems these constants contain Clebsch-Gordan coefficients and Franck-Condon factors. Moreover, without loss of generality we assume that $\Omega_P(t)$, $\Omega_S(t)$, α_k , and β_k are all positive.

2. Adiabatic-transfer state

As has been emphasized in [25,26], a necessary condition for complete adiabatic population transfer in multistate systems is the existence of an adiabatic-transfer (AT) state $\varphi_T(t)$ which is defined as a nondegenerate eigenstate* of $\mathbf{H}(t)$ having the property

$$\varphi_T(t) = \begin{cases} \psi_i, & t \rightarrow -\infty \\ \psi_f, & t \rightarrow +\infty \end{cases}, \quad (10)$$

up to insignificant phase factors. The dark state (5), which is a coherent superposition of states ψ_i and ψ_f only, is the simplest example of such a state. Under certain (quite restrictive) conditions it is an eigenstate of the multi- Λ system too, but in the general case the Hamiltonian (8) does not have such an eigenstate. Under some more relaxed conditions, however, $\mathbf{H}(t)$ has an eigenstate with the more general properties (10) (which allow for nonzero transient contributions from the intermediate states), and we derive these conditions below.

III. THE OFF-RESONANCE CASE

If all single-photon detunings are nonzero, $\Delta_k \neq 0$ ($k = 1, 2, \dots, N$), we have

$$\det \mathbf{H} = \Omega_P^2 \Omega_S^2 \mathcal{D} (\mathcal{S}_{\alpha^2} \mathcal{S}_{\beta^2} - \mathcal{S}_{\alpha\beta}^2) \quad (11a)$$

$$= \Omega_P^2 \Omega_S^2 \sum_{k=1}^N \sum_{l=k+1}^N \mathcal{D}_{kl} (\alpha_k \beta_l - \alpha_l \beta_k)^2, \quad (11b)$$

where

$$\mathcal{S}_{\alpha^2} = \sum_{k=1}^N \frac{\alpha_k^2}{\Delta_k}, \quad \mathcal{S}_{\beta^2} = \sum_{k=1}^N \frac{\beta_k^2}{\Delta_k}, \quad \mathcal{S}_{\alpha\beta} = \sum_{k=1}^N \frac{\alpha_k \beta_k}{\Delta_k}, \quad (12)$$

*If the eigenstate $\varphi_T(t)$ is degenerate, there will be resonant population transfer to the other such eigenstate(s) with a transition probability $\sin^2 \frac{1}{2}A$, where A is the pulse area of the nonadiabatic coupling between these eigenstates, with inevitable population loss. A is independent on the pulse width T and hence, it does not vanish in the adiabatic limit $T \rightarrow \infty$, unless the nonadiabatic coupling is identically equal to zero.

$$\mathcal{D} = \prod_{k=1}^N \Delta_k, \quad \mathcal{D}_n = \prod_{\substack{k=1 \\ k \neq n}}^N \Delta_k, \quad \mathcal{D}_{mn} = \prod_{\substack{k=1 \\ k \neq m, n}}^N \Delta_k. \quad (13)$$

Hence, $\det \mathbf{H} \neq 0$ in the general case. This means that, unlike in STIRAP ($N = 1$), $\mathbf{H}(t)$ does not necessarily have a zero eigenvalue. We shall consider first in Sec. III A the case when a zero eigenvalue exists (with the anticipation, in analogy with STIRAP, that the corresponding eigenstate is the desired AT state) and then in Sec. III B the case when it does not exist.

A. A zero eigenvalue

1. Condition for a zero eigenvalue

The condition for a zero eigenvalue is given by

$$\mathcal{S}_{\alpha^2} \mathcal{S}_{\beta^2} - \mathcal{S}_{\alpha\beta}^2 = \sum_{k=1}^N \sum_{l=k+1}^N \frac{(\alpha_k \beta_l - \alpha_l \beta_k)^2}{\Delta_k \Delta_l} = 0. \quad (14)$$

Obviously, this condition depends only on the relative coupling strengths and the detunings, but neither on time nor on laser intensities. Hence, it remains unchanged as the adiabatic limit is approached.

The eigenstate corresponding to the zero eigenvalue most generally reads

$$\varphi_0(t) = a_i(t)\psi_i + a_f(t)\psi_f + \sum_{k=1}^N a_k(t)\psi_k. \quad (15)$$

The amplitudes of the intermediate states are given by

$$a_k(t) = -\frac{\Omega_{P,k}(t)}{\Delta_k} a_i(t) - \frac{\Omega_{S,k}(t)}{\Delta_k} a_f(t), \quad (16)$$

with $k = 1, 2, \dots, N$. Obviously, they may be nonzero at finite times but vanish at $\pm\infty$, $a_k(\pm\infty) = 0$, because both $\Omega_{P,k}(t)$ and $\Omega_{S,k}(t)$ vanish at infinity. The amplitudes of the initial and final states satisfy both equations

$$\mathcal{S}_{\alpha^2} \Omega_P(t) a_i(t) + \mathcal{S}_{\alpha\beta} \Omega_S(t) a_f(t) = 0, \quad (17a)$$

$$\mathcal{S}_{\alpha\beta} \Omega_P(t) a_i(t) + \mathcal{S}_{\beta^2} \Omega_S(t) a_f(t) = 0, \quad (17b)$$

which are linearly dependent because of Eq. (14).

We are going to consider two cases: when each term in the sum (14) is zero and when the individual terms may be nonzero but the total sum vanishes.

2. Proportional couplings

When

$$\frac{\alpha_1}{\beta_1} = \frac{\alpha_2}{\beta_2} = \dots = \frac{\alpha_N}{\beta_N} = 1, \quad (18)$$

each term in Eq. (14) vanishes and the zero eigenvalue exists regardless of the detunings. Condition (18), which is essentially a condition on the transition dipole moments, means that for each intermediate state ψ_k , the ratio $\Omega_{P,k}(t)/\Omega_{S,k}(t)$ between the couplings to states ψ_i and ψ_f is the same and does not depend on k . It follows from Eq. (18) that $\mathcal{S}_{\alpha^2} = \mathcal{S}_{\beta^2} = \mathcal{S}_{\alpha\beta} \equiv \mathcal{S}$ and we find from Eq. (17) that $\Omega_P(t)a_i(t) + \Omega_S(t)a_f(t) = 0$, provided $\mathcal{S} \neq 0$. Then it follows from Eq. (16) that all intermediate-state amplitudes are zero, $a_k(t) = 0$. It is easily seen that the zero-eigenvalue eigenstate coincides with the dark state (5) and in the adiabatic limit it transfers the population from state ψ_i to state ψ_f , bypassing the intermediate states. Hence, when condition (18) is fulfilled the multi- Λ system behaves very much like the single Λ system in STIRAP. This confirms and generalizes the conclusions in [13,27] that complete population transfer is possible when all α_k and β_k are equal.

3. Arbitrary couplings

Suppose now that condition (18) is not fulfilled while condition (14) still holds. This can be achieved by changing the two laser frequencies simultaneously while maintaining the two-photon resonance, which corresponds to adding a common detuning Δ to all single-photon detunings, $\Delta_k \rightarrow \Delta_k + \Delta$ ($k = 1, 2, \dots, N$). For N intermediate states, there are $N - 2$ values of Δ for which condition (14) is satisfied. In the zero-eigenvalue eigenstate (15) the amplitudes of the intermediate states (16) are generally nonzero. However, if \mathcal{S}_{α^2} , \mathcal{S}_{β^2} , and $\mathcal{S}_{\alpha\beta}$ are nonzero we have $|a_i(-\infty)| = 1$ and $|a_f(+\infty)| = 1$, and hence, this eigenstate is an AT state, as defined by Eq. (10).

4. The case of vanishing \mathcal{S}_{α^2} , \mathcal{S}_{β^2} , and $\mathcal{S}_{\alpha\beta}$

Let us now suppose that some of the sums \mathcal{S}_{α^2} , \mathcal{S}_{β^2} and $\mathcal{S}_{\alpha\beta}$ are equal to zero. If $\mathcal{S}_{\alpha^2} \neq 0$ and $\mathcal{S}_{\beta^2} = 0$ (which also requires that $\mathcal{S}_{\alpha\beta} = 0$) then it follows from Eq. (17a) that $a_i(t) \equiv 0$. Hence, we have $|a_f(\pm\infty)| = 1$ and $\varphi_0(\pm\infty) = \psi_f$ (up to an irrelevant phase factor) and there is no AT state. A similar conclusion holds when $\mathcal{S}_{\alpha^2} = 0$ and $\mathcal{S}_{\beta^2} \neq 0$: then $a_f(t) \equiv 0$, $|a_i(\pm\infty)| = 1$, and $\varphi_0(\pm\infty) = \psi_i$.

The case when $\mathcal{S}_{\alpha^2} = \mathcal{S}_{\beta^2} = \mathcal{S}_{\alpha\beta} = 0$ is different because then, as can easily be shown, the Hamiltonian has two zero eigenvalues. Consequently, there will be resonant transitions between the corresponding degenerate eigenstates, even in the adiabatic limit, which again prohibit complete STIRAP-like population transfer.

We shall illustrate this conclusion by calculating the final-state population for proportional couplings (18). Due to the degeneracy, we have some freedom in choosing the corresponding pair of orthonormal eigenstates. As one of them, it is convenient to take state (5), $\varphi_0^{(1)}(t) =$

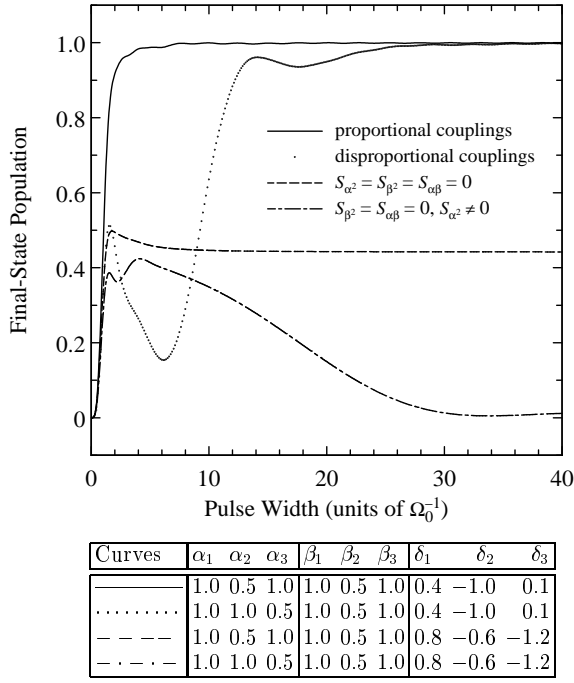


FIG. 2. The final-state population P_f as a function of the pulse width T in the case of $N = 3$ intermediate states for four combinations of coupling strengths α_k and β_k and dimensionless detunings $\delta_k = \Delta_k/\Omega_0$ given in the table.

$\varphi_D(t)$, because $\varphi_D(-\infty) = \psi_i$ and $\varphi_D(+\infty) = -\psi_f$. The other zero-eigenvalue adiabatic state can be determined by Gram-Schmidt orthogonalization and is

$$\varphi_0^{(2)}(t) = \nu(t) \left[\frac{\Omega_P(t)}{\Omega(t)} \psi_i + \frac{\Omega_S(t)}{\Omega(t)} \psi_f - \Omega(t) \sum_{k=1}^N \frac{\alpha_k}{\Delta_k} \psi_k \right], \quad (19)$$

with $\nu(t) = \left[1 + \Omega^2(t) \sum_{k=1}^N \alpha_k^2 / \Delta_k^2 \right]^{-1/2}$, where $\Omega(t)$ is given by Eq. (6). In the adiabatic limit, the population of state ψ_f , which is equal to the probability of remaining in the adiabatic state $\varphi_0^{(1)}$, is given by

$$P_f \approx \cos^2 \left[\int_{-\infty}^{\infty} \dot{\vartheta}(t) \nu(t) dt \right], \quad (20)$$

where $\dot{\vartheta}(t) = \dot{\varphi}_0^{(1)}(t) \cdot \varphi_0^{(2)}(t)$ and $\tan \vartheta(t) = \Omega_P(t)/\Omega_S(t)$.

In conclusion, when $\mathbf{H}(t)$ has a zero eigenvalue STIRAP-like transfer is possible only if

$$S_{\alpha^2} \neq 0, \quad S_{\beta^2} \neq 0, \quad S_{\alpha\beta} \neq 0. \quad (21)$$

5. Examples

In Fig. 2, the final-state population P_f in the case of $N = 3$ intermediate states is plotted against the pulse

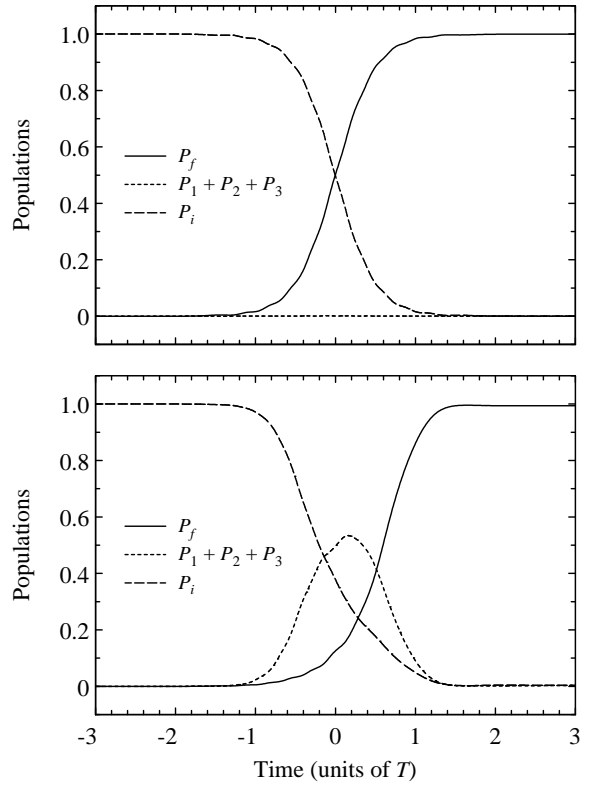


FIG. 3. The time evolutions of the populations in the case of $N = 3$ intermediate states for a pulse width $T = 30\Omega_0^{-1}$. The interaction parameters for the upper and lower plots are given respectively in the first and second rows of the table in Fig. 2.

width T for four combinations of coupling strengths and detunings. The solid curve is for a case when condition (18) is satisfied and the zero-eigenvalue eigenstate is the dark state (5). The dotted curve is for a case when condition (18) is not satisfied but conditions (14) and (21) are and the zero-eigenvalue eigenstate is an AT state, Eq. (10). In both cases, the final-state population P_f approaches unity as the pulse width increases and the excitation becomes increasingly adiabatic. The dashed curve is for a case when $S_{\alpha^2} = S_{\beta^2} = S_{\alpha\beta} = 0$; then, as the adiabatic limit is approached, P_f tends to the constant value $P_f \approx 0.442$, predicted by Eq. (20). Finally, the dashed-dotted curve is for a case when $S_{\beta^2} = S_{\alpha\beta} = 0$ and $S_{\alpha^2} \neq 0$; then, in agreement with our analysis, P_f tends to zero in the adiabatic limit.

In Fig. 3, we show the time evolutions of the populations in the case of $N = 3$ intermediate states under almost adiabatic conditions. The upper plot is for the solid-curve case in Fig. 2 when the zero-eigenvalue eigenstate is the dark state (5); consequently, the intermediate states remain virtually unpopulated. The lower plot is for the dotted-curve case in Fig. 2 when the zero-eigenvalue eigenstate is an AT state with nonzero components from the intermediate states; consequently, these states acquire some transient populations.

B. No zero eigenvalue

When condition (14) is not satisfied, $\det \mathbf{H} \neq 0$ and the Hamiltonian (8) does not have a zero eigenvalue. This fact alone does not mean much because any chosen eigenvalue can be made zero by shifting the zero energy level with an appropriate time-dependent phase transformation. More importantly, an AT state φ_T , as defined by Eq. (10), may or may not exist and the conditions for its existence are derived below. The derivation is similar in spirit to that for multistate chains in [25,26].

By setting $\Omega_P = \Omega_S = 0$ in Eq. (8), we find that there are *two* eigenvalues which vanish as $t \rightarrow \pm\infty$ (although they are nonzero at finite times), while the others tend to the (nonzero) detunings Δ_k . At $\pm\infty$, each of the two eigenstates corresponding to the vanishing eigenvalues is equal to either state ψ_i or state ψ_f or a superposition of them. Obviously, if an AT state exists, its eigenvalue λ_T should be one of these eigenvalues. Hence, we have to find the asymptotic behaviors of these eigenvalues and the corresponding eigenstates, i.e., we need to determine *how* the degeneracy of these eigenvalues is lifted by the laser fields. We note here that only *one* eigenvalue vanishes when $\Omega_P \rightarrow 0$ and $\Omega_S \neq 0$, which happens at certain early times, or when $\Omega_S \rightarrow 0$ and $\Omega_P \neq 0$, which happens at certain late times.

1. Early-time eigenvalues

Let us first consider the case of early times ($t \rightarrow -\infty$). It follows from the above remarks that as soon as the pulse Ω_S arrives, one of the vanishing eigenvalues, λ_l^- (the “large” one), departs from zero, while the other, λ_s^- (the “small” one), remains zero until the pulse Ω_P arrives later. Since λ_s^- vanishes when $\Omega_P \rightarrow 0$ and λ_l^- vanishes when $\Omega_S \rightarrow 0$, λ_s^- should be proportional to some power of Ω_P and λ_l^- to some power of Ω_S . Since at those times $\Omega_P/\Omega_S \rightarrow 0$, the relation $|\lambda_s^-| \ll |\lambda_l^-|$ holds; hence, the names “small” and “large”.

To determine λ_s^- , we consider the eigenvalue equation,

$$\det(\mathbf{H} - \lambda \mathbf{1}) = h_0 + h_1 \lambda + \dots + h_{N+2} \lambda^{N+2} = 0, \quad (22)$$

as an implicit definition of the functional dependence of λ_s^- on Ω_P . Note that $h_0 \equiv \det \mathbf{H}$. Since all h_k depend on Ω_P only via Ω_P^2 , λ_s^- has a Taylor expansion in terms of Ω_P^2 . We differentiate Eq. (22) with respect to Ω_P^2 , set $\Omega_P^2 = 0$ and $\lambda_s^-(\Omega_P^2 = 0) = 0$, and obtain

$$h'_0(0) + h_1(0)\lambda_s^{-\prime}(0) = 0, \quad (23)$$

where a prime denotes $d/d\Omega_P^2$ and

$$h'_0(0) = \Omega_S^2 \mathcal{D}(\mathcal{S}_{\alpha^2} \mathcal{S}_{\beta^2} - \mathcal{S}_{\alpha\beta}^2), \quad (24a)$$

$$h_1(0) = \Omega_S^2 \mathcal{D} \mathcal{S}_{\beta^2}. \quad (24b)$$

From here we find $\lambda_s^{-\prime}(0)$, replace it in the Taylor expansion of λ_s^- (Ω_P^2), and keeping the lowest-order nonzero term only, we obtain

$$\lambda_s^- \approx -\frac{\mathcal{S}_{\alpha^2} \mathcal{S}_{\beta^2} - \mathcal{S}_{\alpha\beta}^2}{\mathcal{S}_{\beta^2}} \Omega_P^2. \quad (25)$$

In order to find the dependence of λ_l^- on Ω_S^2 , we set $\Omega_P = 0$ in Eq. (22), divide by λ (which amounts to removing the root λ_s^-), differentiate with respect to Ω_S^2 , set $\Omega_S^2 = 0$ and $\lambda_l^-(\Omega_S^2 = 0) = 0$, and find

$$\lambda_l^- \approx -\mathcal{S}_{\beta^2} \Omega_S^2. \quad (26)$$

2. Late-time eigenvalues

In a similar way, we find that at late times, when $\Omega_S/\Omega_P \rightarrow 0$, the two vanishing eigenvalues behave as

$$\lambda_s^+ \approx -\frac{\mathcal{S}_{\alpha^2} \mathcal{S}_{\beta^2} - \mathcal{S}_{\alpha\beta}^2}{\mathcal{S}_{\alpha^2}} \Omega_S^2, \quad (27)$$

$$\lambda_l^+ \approx -\mathcal{S}_{\alpha^2} \Omega_P^2. \quad (28)$$

3. Connectivity and AT condition

It is easy to verify that the eigenstates corresponding to λ_s^- and λ_l^+ coincide with state ψ_i , while those corresponding to λ_l^- and λ_s^+ coincide with state ψ_f . Hence, the AT state φ_T , if it exists, must have an eigenvalue that coincides with λ_s^- at early times and with λ_s^+ at late times. It should be emphasized that λ_s^- and λ_s^+ do *not* necessarily correspond to the same eigenvalue and it may happen that λ_s^- is linked to λ_l^+ rather than λ_s^+ ; then an AT state does not exist. In any case, the upper (the lower) of the two eigenvalues at $-\infty$ is connected to the upper (the lower) of the two eigenvalues at $+\infty$. Since $|\lambda_l^-| \gg |\lambda_s^-|$ and $|\lambda_l^+| \gg |\lambda_s^+|$, the linkage is determined by the signs of the “large” eigenvalues λ_l^- and λ_l^+ . If they have the same signs, they will be both above (or below) λ_s^- and λ_s^+ and hence, the desired linkages $\lambda_l^- \leftrightarrow \lambda_l^+$ and $\lambda_s^- \leftrightarrow \lambda_s^+$ will take place. If λ_l^- and λ_l^+ have opposite signs they cannot be connected because such an eigenvalue will cross the one linking λ_s^- and λ_s^+ , which is impossible. Thus, from this analysis and Eqs. (26) and (28) we conclude that the necessary and sufficient condition for existence of an adiabatic-transfer state is

$$\mathcal{S}_{\alpha^2} \mathcal{S}_{\beta^2} > 0. \quad (29)$$

It is easy to see that condition (14) for existence of a zero eigenvalue, along with condition (21) for existence of AT state in this case, agree with condition (29). Indeed, we have $\mathcal{S}_{\alpha^2} \mathcal{S}_{\beta^2} = \mathcal{S}_{\alpha\beta}^2 > 0$. Moreover, the zero eigenvalue is reproduced correctly by Eqs. (25) and (27).

4. The case of vanishing \mathcal{S}_{α^2} and \mathcal{S}_{β^2}

The derivation of the AT condition (29) suggests that both sums \mathcal{S}_{α^2} and \mathcal{S}_{β^2} should be nonzero. Let us examine the case when one of them is zero, e.g., $\mathcal{S}_{\beta^2} = 0$. By going through the derivation that leads to Eq. (25) we find that now, as evident from Eq. (24b), we have $h_1(0) = 0$. It follows from Eq. (22) that now two, rather than one, eigenvalues vanish when $\Omega_P = 0$ and $\Omega_S \neq 0$ at early times (because then $h_0 \equiv \det \mathbf{H} = 0$ too). Hence, in contrast to the case of $\mathcal{S}_{\beta^2} \neq 0$, the arrival of the Stokes pulse $\Omega_S(t)$ does not make one of these eigenvalues depart from zero but rather their degeneracy is lifted only with the arrival of the pump pulse $\Omega_P(t)$ later. The implication is that the initial state ψ_i cannot be identified with a single adiabatic state at $t \rightarrow -\infty$ but it is rather equal to a superposition of two adiabatic states[†]; hence, there is no AT state. A similar conclusion holds in the case when $\mathcal{S}_{\alpha^2} = 0$: then the final state ψ_f cannot be identified with a single adiabatic state at $t \rightarrow +\infty$. Therefore, for $\mathcal{S}_{\alpha^2} = 0$ or $\mathcal{S}_{\beta^2} = 0$ an AT state does not exist, as follows formally from Eq. (29).

The situation with the mixed sum $\mathcal{S}_{\alpha\beta}$ is different. In the above derivation the condition $\mathcal{S}_{\alpha\beta} \neq 0$ was not required anywhere which means that an AT state exists even for $\mathcal{S}_{\alpha\beta} = 0$. We will return to this problem in Sec. VI.

5. Examples

In Fig. 4 we have plotted the time evolutions of the eigenvalues (upper row of figures) in the case of $N = 2$ intermediate states for two combinations of detunings and the same set of coupling strengths. The solid curves are calculated numerically and the dashed curves show our asymptotic approximations (25)-(28). The bottom row of figures show the components of this eigenstate which is equal to bare state ψ_i initially; it corresponds to the eigenvalue whose asymptotics at early times is described by λ_s^- . Hence, the squared components of this eigenstate give the populations of the four bare states in the adiabatic limit. As we can see in the *left column* of figures, there is an eigenvalue whose asymptotics is given by λ_s^- at early times and by λ_s^+ at late times; this is so because condition (29) is satisfied in this case. The corresponding eigenstate is an AT state, as evident from the bottom left figure, because it is equal to state ψ_i initially and to state

[†]The initial state ψ_i is associated with a single adiabatic state at $-\infty$ when the arrival of the pump pulse lifts the degeneracy of one and only one eigenvalue. Similarly, the final state ψ_f is associated with a single adiabatic state at $+\infty$ when the vanishing Stokes pulse restores the degeneracy of one and only one eigenvalue.

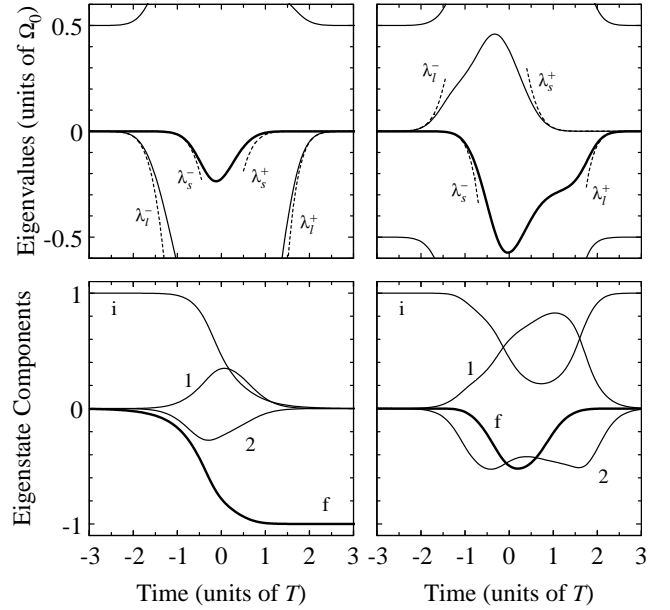


FIG. 4. The upper row of figures show the time evolutions of the eigenvalues in the case of $N = 2$ intermediate states for two sets of detunings: $\Delta_1 = 0.5\Omega_0, \Delta_2 = 1.5\Omega_0$ (left figure) and $\Delta_1 = -0.5\Omega_0, \Delta_2 = 0.5\Omega_0$ (right figure). The coupling strengths are the same in both cases, $\alpha_1 = \beta_1 = 1, \alpha_2 = 2$, and $\beta_2 = 0.5$. The solid curves are calculated numerically and the dashed curves show the asymptotic approximations (25)-(28). The bottom row of figures show the components of this eigenstate which is equal to the bare state ψ_i initially. It corresponds to the eigenvalue which is shown by a thick curve in the corresponding upper figure and whose asymptotics at early times is described by λ_s^- . The labels denote the bare states to which the components belong and the final-state component is shown by a thick curve.

$-\psi_f$ finally. For the case shown in the *right column* of figures, there is no AT eigenvalue because the asymptotic behaviors λ_s^- and λ_s^+ are related to two different eigenvalues; this is so because condition (29) is not satisfied in this case. Consequently, there is no AT eigenstate, as evident from the bottom right figure, because the shown eigenstate is equal to state ψ_i both initially and finally.

In Fig. 5 we have plotted the final-state population P_f as a function of the pulse width T in the case of $N = 2$ intermediate states for the same two sets of interaction parameters as in Fig. 4. The solid and dashed curves in Fig. 5 correspond to the left and right columns in Fig. 4, respectively. As follows from Eq. (29), an AT state exists for the solid curve and does not exist for the dashed curve. Indeed, as seen in the figure, as T increases, the final-state population P_f approaches unity for the solid curve and zero for the dashed curve.

In Fig. 6 the final-state population P_f is plotted as a function of the single-photon detuning Δ of the pump and Stokes fields from the lowest intermediate state. We have taken two intermediate states ψ_1 and ψ_2 with $\Delta_1 = \Delta, \Delta_2 = \Omega_0 + \Delta$. The coupling strengths are taken the

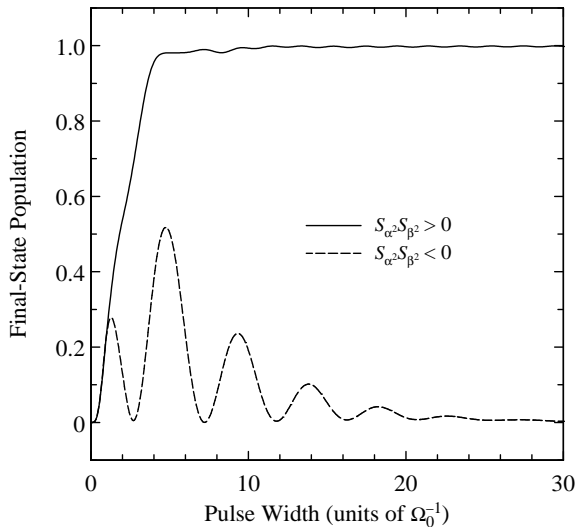


FIG. 5. The final-state population P_f as a function of the pulse width T in the case of $N = 2$ intermediate states for the same two sets of interaction parameters as in Fig. 4. The solid and dashed curves correspond to the left and right columns in Fig. 4, respectively. The detunings for the two curves are $\Delta_1 = 0.5\Omega_0$, $\Delta_2 = 1.5\Omega_0$ (solid curve), and $\Delta_1 = -0.5\Omega_0$, $\Delta_2 = 0.5\Omega_0$ (dashed curve). The coupling strengths are the same for both curves, $\alpha_1 = \beta_1 = 1$, $\alpha_2 = 2$, and $\beta_2 = 0.5$.

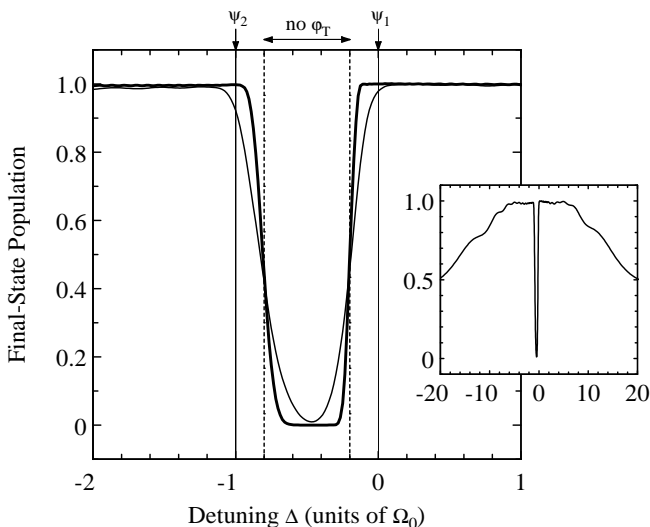
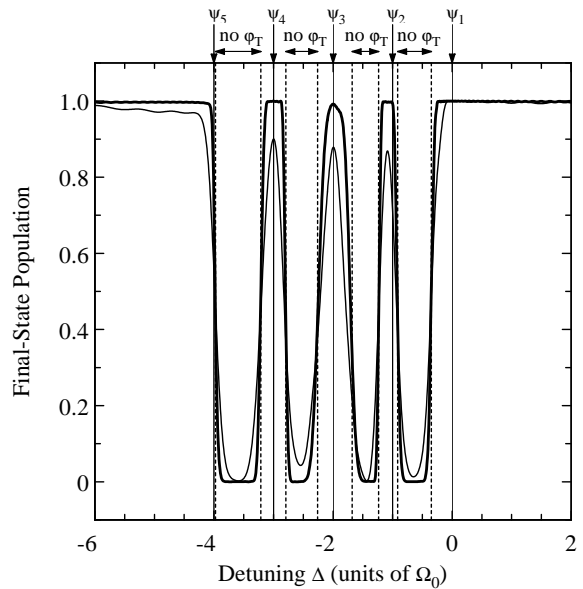


FIG. 6. The final-state population P_f as a function of the single-photon detuning Δ of the pump and Stokes fields from the lowest intermediate state. We have taken two intermediate states ψ_1 and ψ_2 with $\Delta_1 = \Delta$, $\Delta_2 = \Omega_0 + \Delta$. The positions of the single-photon resonances with these states are shown by the vertical solid lines. The region where an AT state does not exist, $-0.8\Omega_0 \leq \Delta \leq -0.2\Omega_0$, is shown by vertical dashed lines. The relative coupling strengths are taken as in Figs. 4 and 5, $\alpha_1 = \beta_1 = 1$, $\alpha_2 = 2$, and $\beta_2 = 0.5$. The thin curve is for $\Omega_0 T = 20$ and the thick curve is for $\Omega_0 T = 80$. The inset shows P_f for $\Omega_0 T = 20$ in a wider range.



States	ψ_1	ψ_2	ψ_3	ψ_4	ψ_5
α_k	1.0000	0.2505	0.2786	0.7596	0.1505
β_k	1.0000	0.7878	1.3739	0.4621	1.5730

FIG. 7. The final-state population P_f as a function of the single-photon detuning Δ of the pump and Stokes fields from the lowest intermediate state. We have taken $N = 5$ equidistant intermediate states, i.e., $\Delta_k = (k-1)\Omega_0 + \Delta$ with $k = 1, 2, 3, 4, 5$. The positions of the single-photon resonances with these states are shown by the vertical solid lines. The relative coupling strength α_k and β_k are taken randomly, as provided by the random generator of our computer, and given in the table (up to four digits after the decimal point). The thin curve is for $\Omega_0 T = 20$ and the thick curve is for $\Omega_0 T = 80$. The vertical dashed lines separate the regions where an AT state exists or does not exist, as calculated from Eq. (29).

same as in Figs. 4 and 5. In the region where an AT state does not exist, $-0.8\Omega_0 \leq \Delta \leq -0.2\Omega_0$ [calculated from Eq. (29)], the transfer efficiency is low, while outside it the transfer efficiency is almost unity, as a result of the existence of an AT state. The left and right columns of plots in Fig. 4 (respectively, the solid and dashed curves in Fig. 5) correspond to detunings $\Delta = 0.5\Omega_0$ and $\Delta = -0.5\Omega_0$, respectively. The inset shows how the transfer efficiency eventually decreases at large detunings which, as in STIRAP [5], is due to deteriorating adiabaticity.

In Fig. 7, we have plotted the final-state population P_f as a function of the single-photon detuning Δ of the pump and Stokes fields from the lowest intermediate state for the case of $N = 5$ equidistant intermediate states and randomly taken coupling strengths α_k and β_k . As Fig. 7 shows, there are three distinct domains of single-photon detunings: $\Delta \lesssim -4\Omega_0$, $-4\Omega_0 \lesssim \Delta \lesssim 0$, and $\Delta \gtrsim 0$. For $\Delta \lesssim -4\Omega_0$ and $\Delta \gtrsim 0$, we have $P_f \approx 1$, whereas for $-4\Omega_0 \lesssim \Delta \lesssim 0$, there are alternative regions of high and low transfer efficiency. This behavior is easily explained by the AT condition (29). As Δ changes, we pass through

the zero points of the sums $\mathcal{S}_{\alpha^2}(\Delta)$ and $\mathcal{S}_{\beta^2}(\Delta)$, thus going from an interval where these sums have the same sign (where $P_f \approx 1$) to an interval where they have opposite signs (where $P_f \approx 0$) and vice versa. Obviously, for sufficiently large and negative Δ , both $\mathcal{S}_{\alpha^2}(\Delta)$ and $\mathcal{S}_{\beta^2}(\Delta)$ are always negative and condition (29) is satisfied, which ensures the existence of AT state and STIRAP-like unit transfer efficiency. Similarly, for sufficiently large and positive Δ , both $\mathcal{S}_{\alpha^2}(\Delta)$ and $\mathcal{S}_{\beta^2}(\Delta)$ are always positive and we have unit transfer efficiency there too. The conclusion is that whenever the pump and Stokes lasers are tuned below or above all intermediate states, STIRAP-like transfer is always guaranteed in the adiabatic limit. When the lasers are tuned within the manifold of intermediate states such a transfer may or may not take place, depending on whether the AT condition (29) is satisfied or not. Furthermore, tuning the lasers below or above all states appears to be more reasonable even than tuning on resonance with an intermediate state because adiabaticity is achieved more easily, as the curves for $\Omega_0 T = 20$ in Figs. 6 and 7 show. Moreover, as follows from Eq. (16), the transient intermediate-state populations $P_k(t)$ decrease with the detuning as Δ_k^{-2} .

IV. A RESONANT INTERMEDIATE STATE

A. A zero eigenvalue

If a certain detuning is equal to zero, $\Delta_n = 0$, we have

$$\det \mathbf{H} = \Omega_P^2 \Omega_S^2 \sum_{\substack{k=1 \\ k \neq n}}^N \mathcal{D}_{nk} (\alpha_k \beta_n - \alpha_n \beta_k)^2 \quad (30a)$$

$$= \Omega_P^2 \Omega_S^2 \mathcal{D}_n \left[\alpha_n^2 \mathcal{S}_{\beta^2}^{(n)} - 2\alpha_n \beta_n \mathcal{S}_{\alpha\beta}^{(n)} + \beta_n^2 \mathcal{S}_{\alpha^2}^{(n)} \right], \quad (30b)$$

where the $\mathcal{S}^{(n)}$ -sums are defined as the \mathcal{S} -sums but without the n -th terms,

$$\mathcal{S}_{\alpha^2}^{(n)} = \sum_{\substack{k=1 \\ k \neq n}}^N \frac{\alpha_k^2}{\Delta_k}, \quad \mathcal{S}_{\beta^2}^{(n)} = \sum_{\substack{k=1 \\ k \neq n}}^N \frac{\beta_k^2}{\Delta_k}, \quad \mathcal{S}_{\alpha\beta}^{(n)} = \sum_{\substack{k=1 \\ k \neq n}}^N \frac{\alpha_k \beta_k}{\Delta_k}, \quad (31)$$

The intermediate-state amplitudes, except $a_n(t)$, are given by Eq. (16). The equation for $a_n(t)$ is replaced by

$$\Omega_{P,n}(t) a_i(t) + \Omega_{S,n}(t) a_f(t) = 0, \quad (32)$$

while Eqs. (17) are replaced by

$$\mathcal{S}_{\alpha^2}^{(n)} \Omega_P(t) a_i(t) + \mathcal{S}_{\alpha\beta}^{(n)} \Omega_S(t) a_f(t) + \alpha_n a_n(t) = 0, \quad (33a)$$

$$\mathcal{S}_{\alpha\beta}^{(n)} \Omega_P(t) a_i(t) + \mathcal{S}_{\beta^2}^{(n)} \Omega_S(t) a_f(t) + \beta_n a_n(t) = 0. \quad (33b)$$

We can again consider the two possibilities: when condition (18) is fulfilled and when it is not. In the

case of *proportional couplings* (18), it can readily be shown that the zero-eigenvalue adiabatic state is given again by the dark state (5). Moreover, now condition (21) is not required and the dark state $\varphi_D(t)$ is a zero-eigenvalue eigenstate of $\mathbf{H}(t)$ even when $\mathcal{S}_{\alpha^2}^{(n)}$, $\mathcal{S}_{\beta^2}^{(n)}$, and $\mathcal{S}_{\alpha\beta}^{(n)}$ vanish[‡]. In the case of *arbitrary couplings*, the sum (30a) can vanish only by accident because we are not allowed to "scan" the pump and Stokes laser frequencies across the intermediate states as we would violate the assumed single-photon resonance condition $\Delta_n = 0$. If this happens it can easily be shown that again, the zero-eigenvalue eigenstate is an AT state, the only difference from the off-resonance case (Sec. III A 3) being that now the AT state does not contain a component from the resonant bare state, $a_n(t) = 0$. In both cases, we have complete population transfer in the adiabatic limit.

B. Nonzero eigenvalue

For $\det \mathbf{H} \neq 0$, we follow the same approach as for nonzero detunings (Sec. III B). By setting $\Omega_P = \Omega_S = 0$ in Eq. (8) we find that for $\Delta_n = 0$, there are *three*, rather than two, vanishing eigenvalues. Hence, we have to establish how the new, third, zero eigenvalue affects the AT state.

1. Early-time eigenvalues

It is readily seen from Eq. (8) that only one eigenvalue vanishes for $\Omega_P = 0$ and $\Omega_S \neq 0$. This means that as soon as the Stokes pulse $\Omega_S(t)$ arrives, the degeneracy of two of the eigenvalues, $\lambda_{l,1}^-$ and $\lambda_{l,2}^-$, is lifted and they depart from zero, while the third eigenvalue λ_s^- stays zero until the pulse $\Omega_P(t)$ arrives later. Hence, there are two "large" eigenvalues and one "small" eigenvalue.

The "small" eigenvalue $\lambda_s^-(\Omega_P^2)$ can be determined in the same manner as for nonzero detunings. We have

$$h'_0(0) = \Omega_S^2 \mathcal{D}_n \left[\alpha_n^2 \mathcal{S}_{\beta^2}^{(n)} - 2\alpha_n \beta_n \mathcal{S}_{\alpha\beta}^{(n)} + \beta_n^2 \mathcal{S}_{\alpha^2}^{(n)} \right], \quad (34a)$$

$$h_1(0) = \Omega_S^2 \beta_n^2 \mathcal{D}_n. \quad (34b)$$

Using Eq. (23), we find $\lambda_s^-(0)$ and obtain

$$\lambda_s^- \approx -\frac{1}{\beta_n^2} \left[\alpha_n^2 \mathcal{S}_{\beta^2}^{(n)} - 2\alpha_n \beta_n \mathcal{S}_{\alpha\beta}^{(n)} + \beta_n^2 \mathcal{S}_{\alpha^2}^{(n)} \right] \Omega_P^2. \quad (35)$$

In order to determine the other two eigenvalues $\lambda_{l,1}^-$ and $\lambda_{l,2}^-$, which depart from zero with Ω_S , we set $\Omega_P = 0$

[‡]Note that unlike the off-resonance case with $\mathcal{S}_{\alpha^2} = \mathcal{S}_{\beta^2} = \mathcal{S}_{\alpha\beta} = 0$ (Sec. III A 4), no additional zero eigenvalues exist for $\Delta_n = 0$ when $\mathcal{S}_{\alpha^2}^{(n)} = \mathcal{S}_{\beta^2}^{(n)} = \mathcal{S}_{\alpha\beta}^{(n)} = 0$.

in Eq. (22) and divide by λ (thus removing the root λ_s^-). Keeping the terms of lowest order with respect to Ω_S and λ , we find that $-\Omega_S^2/\beta_n^2 + \lambda^2 \approx 0$, and we identify $\lambda_{l,1}^-$ and $\lambda_{l,2}^-$ as the two roots of this equation,

$$\lambda_{l,1}^- \approx -\beta_n \Omega_S, \quad \lambda_{l,2}^- \approx \beta_n \Omega_S. \quad (36)$$

2. Late-time eigenvalues

In a similar fashion, we find that for $t \rightarrow +\infty$, the three vanishing eigenvalues behave as

$$\lambda_s^+ \approx -\frac{1}{\alpha_n^2} \left[\alpha_n^2 \mathcal{S}_{\beta^2}^{(n)} - 2\alpha_n \beta_n \mathcal{S}_{\alpha\beta}^{(n)} + \beta_n^2 \mathcal{S}_{\alpha^2}^{(n)} \right] \Omega_S^2, \quad (37)$$

$$\lambda_{l,1}^+ \approx -\alpha_n \Omega_P, \quad \lambda_{l,2}^+ \approx \alpha_n \Omega_P. \quad (38)$$

3. Connectivity

It is straightforward to show that the eigenstate associated with λ_s^- tends to state ψ_i as $t \rightarrow -\infty$ and the eigenstate associated with λ_s^+ tends to state ψ_f as $t \rightarrow +\infty$. The eigenstates corresponding to the “large” eigenvalues tend to superpositions of states ψ_f and ψ_n initially and to superpositions of states ψ_i and ψ_n finally. Hence, if λ_s^- and λ_s^+ correspond to the same eigenvalue, the corresponding eigenstate will be the desired AT state $\varphi_T(t)$. We have seen above that in the general off-resonance case, this may or may not take place. In the present case of a single-photon resonance, however, this is always the case. To show this we first note that the eigenvalues, which do not vanish at $\pm\infty$, do not interfere in the linkages between the vanishing eigenvalues because each of the non-vanishing eigenvalues $\lambda_k(t)$ tends to the corresponding detuning Δ_k at both $\pm\infty$. Hence, the eigenvalues that are above (below) the three vanishing eigenvalues at $-\infty$ remain above (below) them at $+\infty$ as well.

Let us now consider the linkages between the three vanishing eigenvalues. Insofar as $\Omega_P/\Omega_S \rightarrow 0$ as $t \rightarrow -\infty$, we have $\lambda_{l,1}^- < \lambda_s^- < \lambda_{l,2}^-$. Also, since $\Omega_S/\Omega_P \rightarrow 0$ as $t \rightarrow +\infty$, we have $\lambda_{l,1}^+ < \lambda_s^+ < \lambda_{l,2}^+$. This means that the linkages $\lambda_{l,1}^- \leftrightarrow \lambda_{l,1}^+$, $\lambda_s^- \leftrightarrow \lambda_s^+$, and $\lambda_{l,2}^- \leftrightarrow \lambda_{l,2}^+$ take place, and therefore, the AT state $\varphi_T(t)$ always exists when the lasers are tuned to resonance with an intermediate state, which is indeed seen in Figs. 6 and 7.

C. Examples

In Fig. 8 we have plotted the time evolutions of the three eigenvalues that vanish at $\pm\infty$ (upper row of figures) in the case of $N = 2$ intermediate states for

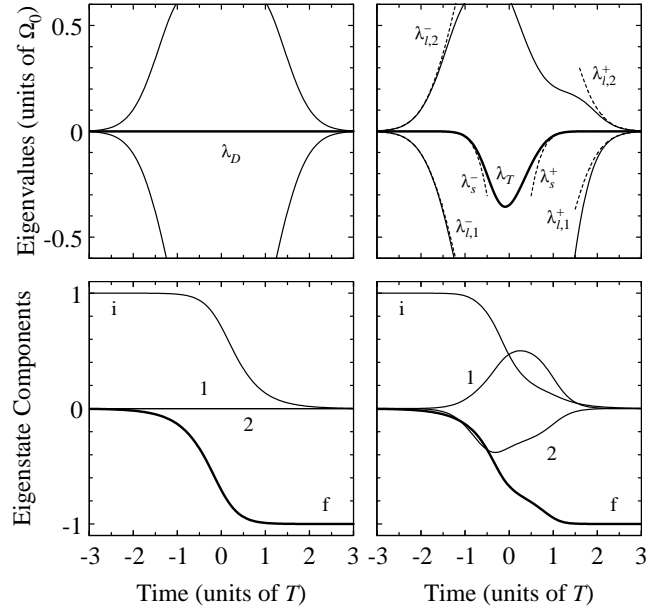


FIG. 8. The upper row of figures show the time evolutions of the three eigenvalues that vanish at $\pm\infty$ in the case of $N = 2$ intermediate states for two combinations of coupling strengths: $\alpha_1 = \beta_1 = 1$, $\alpha_2 = \beta_2 = 0.5$ (upper left figure) and $\alpha_1 = \beta_1 = 1$, $\alpha_2 = 2$, and $\beta_2 = 0.5$ (upper right figure). The detunings are the same in both cases: $\Delta_1 = 0, \Delta_2 = \Omega_0$. The solid curves are calculated numerically and the dashed curves show our asymptotic approximations (35)-(38). The bottom row of figures show the components of this eigenstate which is equal to the bare state ψ_i initially. It corresponds to the eigenvalue which is shown by a thick curve in the corresponding upper figure. This is the zero eigenvalue λ_D for the left figure and the eigenvalue λ_T whose asymptotics at early times is described by λ_s^- for the right figure. The labels denote the bare states to which the components belong and the final-state component is shown by a thick curve.

two sets of coupling strengths and the same detunings, $\Delta_1 = 0, \Delta_2 = \Omega_0$, i.e., the lower intermediate state is on single-photon resonance. The top left figure is for proportional coupling strengths (18) which give rise to a zero eigenvalue λ_D and correspondingly, to a dark state $\varphi_D(t)$. The top right figure is for a case when Eq. (18) is not satisfied and there is no zero eigenvalue. Note the pair of eigenvalues $\lambda_{l,1}^-$ and $\lambda_{l,2}^-$ which depart from zero in opposite directions with the arrival of the Stokes pulse at early times and the pair of eigenvalues $\lambda_{l,1}^+$ and $\lambda_{l,2}^+$ which vanish with the disappearance of the pump pulse at late times. The bottom row of figures show the components of this eigenstate which is equal to the bare state ψ_i initially; it corresponds to the zero eigenvalue for the left figure and to the eigenvalue whose asymptotics at early times is described by λ_s^- for the right figure. The squared components of this eigenstate give the populations of the four bare states in the adiabatic limit. As predicted by our analysis, the AT state is seen to exist in both cases. The difference is that for the left column of

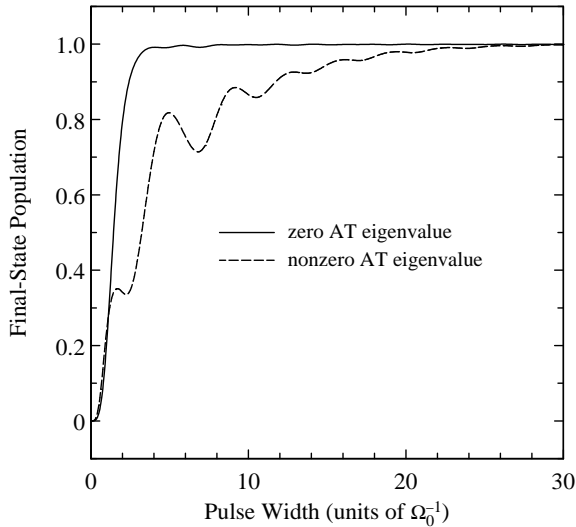


FIG. 9. The final-state population P_f as a function of the pulse width T in the case of $N = 2$ intermediate states for the same two sets of interaction parameters as in Fig. 8. The solid and dashed curves correspond to the left and right columns in Fig. 8, respectively. The detunings are the same in both cases: $\Delta_1 = 0, \Delta_2 = \Omega_0$. The solid curve is for coupling strengths $\alpha_1 = \beta_1 = 1, \alpha_2 = \beta_2 = 0.5$ (then the AT eigenvalue is $\lambda_D = 0$), and the dashed curve is for $\alpha_1 = \beta_1 = 1, \alpha_2 = 2$, and $\beta_2 = 0.5$ (then the AT eigenvalue is nonzero).

figures, the AT state is the dark state (5), which does not contain components from the intermediate states, while for the right column of figures, the AT state contains such components.

In Fig. 9, we have plotted the final-state population P_f as a function of the pulse width T in the case of $N = 2$ intermediate states for the same two sets of interaction parameters as in Fig. 8. The solid and dashed curves in Fig. 9 correspond to the left and right columns in Fig. 8, respectively. In agreement with our conclusions, an AT state exists in both cases and the final-state population P_f approaches unity as T increases.

V. DEGENERATE RESONANT INTERMEDIATE STATES

Let us suppose now that N_0 detunings vanish, i.e., that there are N_0 degenerate resonant intermediate states, and let us assume without loss of generality that these states are $\psi_1, \psi_2, \dots, \psi_{N_0}$. If two of the detunings are equal to zero, $\Delta_1 = \Delta_2 = 0$, we have

$$\det \mathbf{H} = \Omega_P^2 \Omega_S^2 \mathcal{D}_{12} (\alpha_1 \beta_2 - \alpha_2 \beta_1)^2, \quad (39)$$

and hence, a zero eigenvalue exists when $\alpha_1/\beta_1 = \alpha_2/\beta_2$. If three or more detunings are equal to zero then $\det \mathbf{H} \equiv 0$, and a zero eigenvalue always exists, with no restrictions on the interaction parameters.

A. Proportional couplings

In the zero-eigenvalue eigenstates, the components $a_i(t)$ and $a_f(t)$ of states ψ_i and ψ_f satisfy the equations

$$\alpha_n \Omega_P(t) a_i(t) + \beta_n \Omega_S(t) a_f(t) = 0, \quad (40)$$

with $n = 1, 2, \dots, N_0$. A nonzero solution for $a_i(t)$ and $a_f(t)$ requires that

$$\frac{\alpha_1}{\beta_1} = \frac{\alpha_2}{\beta_2} = \dots = \frac{\alpha_{N_0}}{\beta_{N_0}} = 1. \quad (41)$$

Otherwise, a zero-eigenvalue eigenstate cannot be an AT state. If relation (41) is fulfilled, the amplitudes of the degenerate states are linearly dependent[§]

$$c_n(t) = c_1(t) \frac{\alpha_n}{\alpha_1}, \quad (n = 2, 3, \dots, N_0). \quad (42)$$

This relation allows to replace in the Schrödinger equation (1) the probability amplitudes of the degenerate states by an effective amplitude given by

$$c_{\text{eff}}(t) = \mu c_1(t), \quad (43)$$

with pump and Stokes Rabi frequencies given by

$$\Omega_{P,\text{eff}}(t) = \mu \Omega_P(t), \quad \Omega_{S,\text{eff}}(t) = \mu \Omega_S(t), \quad (44)$$

where $\mu = (1/\alpha_1) \sqrt{\alpha_1^2 + \alpha_2^2 + \dots + \alpha_{N_0}^2}$. Thus the original problem with N_0 resonant states is reduced to an equivalent problem involving a single resonant state. As we pointed out in Sec. IV, an AT state $\varphi_T(t)$ always exists in this case. Moreover, in the case when all couplings (and not only those for the degenerate states) are proportional the AT state is the dark state $\varphi_D(t)$.

B. Arbitrary couplings

If Eq. (41) is not fulfilled, the zero-eigenvalue eigenstate(s) cannot be an AT state because the components $a_i(t)$ and $a_f(t)$ from states ψ_i and ψ_f vanish. There still might be a possibility that one of the two nonzero eigenvalues, which vanish at $\pm\infty$, corresponds to an AT state. We shall show, however, that this is not the case.

For N_0 degenerate resonant states, it can readily be shown that the number of zero eigenvalues is $N_0 - 2$ for $\Omega_P(t) \neq 0$ and $\Omega_S(t) \neq 0$, N_0 for $\Omega_P(t) = 0$ and $\Omega_S(t) \neq 0$ [or for $\Omega_P(t) \neq 0$ and $\Omega_S(t) = 0$], and $N_0 + 2$ for $\Omega_P(t) = \Omega_S(t) = 0$. This means that when the Stokes pulse arrives at early times, it lifts the degeneracy of

[§] This is so because the function $f(t) = \alpha_n c_1(t) - \alpha_1 c_n(t)$ satisfies the differential equation $df(t)/dt = 0$ with the initial condition $f(-\infty) = 0$; hence, $f(t) = 0$.

two of the $N_0 + 2$ zero eigenvalues. When the pump pulse arrives later, it lifts the degeneracy of another pair of the remaining N_0 eigenvalues. The reverse process occurs at large positive times. The remaining $N_0 - 2$ zero eigenvalues stay degenerate all the time. The implication is that the initial state ψ_i and the final state ψ_f are given by superpositions of eigenstates both at $-\infty$ and $+\infty$, which means that an AT does not exist.

VI. ADIABATIC ELIMINATION OF THE OFF-RESONANCE STATES

A. The off-resonance case

An insight into the population transfer process can be obtained from the adiabatic-elimination approximation. When the single-photon detuning Δ_k of a given intermediate state ψ_k is large compared to the couplings $\Omega_{P,k}$ and $\Omega_{S,k}$ of this state to states ψ_i and ψ_f , this state can be eliminated adiabatically by setting $dc_k/dt = 0$ and expressing c_k from the resulting algebraic equation. By adiabatically eliminating all intermediate states the general $(N + 2)$ -state problem is reduced to an effective two-state problem for the initial and final states,

$$i \frac{d}{dt} \begin{bmatrix} c_i \\ c_f \end{bmatrix} \approx \begin{bmatrix} \Omega_P^2 \mathcal{S}_{\alpha^2} & \Omega_P \Omega_S \mathcal{S}_{\alpha\beta} \\ \Omega_P \Omega_S \mathcal{S}_{\alpha\beta} & \Omega_S^2 \mathcal{S}_{\beta^2} \end{bmatrix} \begin{bmatrix} c_i \\ c_f \end{bmatrix}. \quad (45)$$

The ‘‘detuning’’ in this two-state problem is $\Delta_{\text{eff}}(t) = \Omega_S^2(t) \mathcal{S}_{\beta^2} - \Omega_P^2(t) \mathcal{S}_{\alpha^2}$. Obviously, if $\mathcal{S}_{\alpha^2} \mathcal{S}_{\beta^2} > 0$, $\Delta_{\text{eff}}(t)$ has different signs at $\pm\infty$ and the transition is of level-crossing type, while if $\mathcal{S}_{\alpha^2} \mathcal{S}_{\beta^2} < 0$, $\Delta_{\text{eff}}(t)$ has the same sign at $\pm\infty$ and there is no crossing. Hence, in the adiabatic limit, the transition probability from state ψ_i to state ψ_f will be unity for $\mathcal{S}_{\alpha^2} \mathcal{S}_{\beta^2} > 0$ and zero for $\mathcal{S}_{\alpha^2} \mathcal{S}_{\beta^2} < 0$, in agreement with the AT condition (29).

The ‘‘coupling’’ in the effective two-state problem (45) is $\Omega_{\text{eff}}(t) = \Omega_P(t) \Omega_S(t) \mathcal{S}_{\alpha\beta}$. Obviously, it vanishes for $\mathcal{S}_{\alpha\beta} = 0$ which suggests that there is no transition from state ψ_i to state ψ_f , both for $\mathcal{S}_{\alpha^2} \mathcal{S}_{\beta^2} > 0$ and $\mathcal{S}_{\alpha^2} \mathcal{S}_{\beta^2} < 0$. However, we know from Sec. III A 4 that this prediction is incorrect and that an AT exists even in this case, as long as $\mathcal{S}_{\alpha^2} \mathcal{S}_{\beta^2} > 0$. This somewhat surprising discrepancy derives from the fact that for $\mathcal{S}_{\alpha\beta} = 0$, the effective coupling between ψ_i and ψ_f is so small that it is lost in the course of the approximation. Hence, this approximation provides a useful hint for the least favorable combination of parameters which results in the weakest effective coupling between ψ_i and ψ_f ; consequently, the adiabatic limit is approached most slowly in this case.

The adiabatic-elimination approximation allows to estimate how quickly the adiabatic limit is approached when the AT state exists. Then, as we noted above, we have a level-crossing transition, the probability for which can be roughly described by the Landau-Zener formula,

$$P_f \approx 1 - e^{-\pi \Omega_{\text{eff}}^2(t_c) / \dot{\Delta}_{\text{eff}}(t_c)}, \quad (46)$$

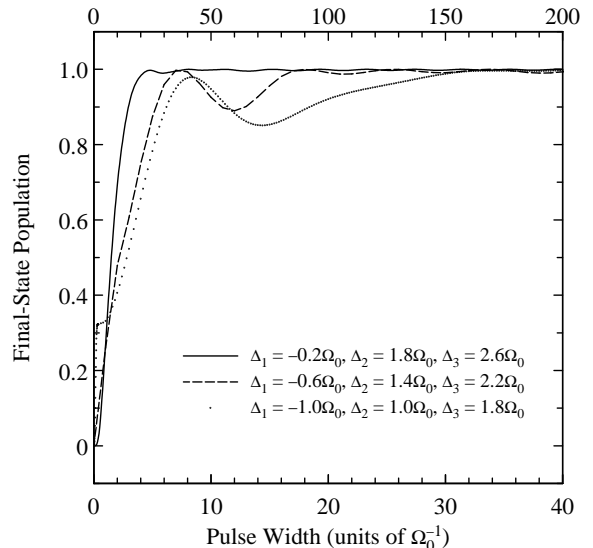


FIG. 10. The final-state population P_f as a function of the pulse width T in the case of $N = 3$ intermediate states for three combinations of detunings, denoted in the figure. The upper T -scale is for the dotted curve while the lower T -scale is for the dashed and solid curves. The coupling strengths are the same in all cases, $\alpha_1 = \beta_1 = 1$, $\alpha_2 = 0.6$, $\beta_2 = 1.0$, $\alpha_3 = 1.2$, $\beta_3 = 0.6$.

where t_c is the crossing point. For the Gaussian shapes (4) we have $t_c = (T^2/8\tau) \ln(\mathcal{S}_{\beta^2}/\mathcal{S}_{\alpha^2})$ and

$$\frac{\Omega_{\text{eff}}^2(t_c)}{\dot{\Delta}_{\text{eff}}(t_c)} = (\Omega_0 T)^2 \xi, \quad (47)$$

with

$$\xi = \frac{T}{4\tau} \frac{\mathcal{S}_{\alpha\beta}^2}{\sqrt{\mathcal{S}_{\alpha^2} \mathcal{S}_{\beta^2}}} \exp \left[-\frac{2\tau^2}{T^2} - \frac{T^2}{32\tau^2} \left(\ln \frac{\mathcal{S}_{\beta^2}}{\mathcal{S}_{\alpha^2}} \right)^2 \right]. \quad (48)$$

The larger this parameter, the faster the adiabatic limit is approached. We thus conclude that from the adiabaticity viewpoint, the most favorable case is when $\mathcal{S}_{\alpha^2} = \mathcal{S}_{\beta^2}$ and the ratio $\mathcal{S}_{\alpha\beta}^2 / \sqrt{\mathcal{S}_{\alpha^2} \mathcal{S}_{\beta^2}}$ is large. Not surprisingly, the Landau-Zener parameter (47) is also proportional to $(\Omega_0 T)^2$, which is essentially the squared pulse area.

In Fig. 10 the final-state population P_f is plotted against the pulse width T in the case of $N = 3$ intermediate states for three combinations of detunings. The coupling strengths are the same in all cases. The parameters for the dotted curve are chosen so that $\mathcal{S}_{\alpha\beta} = 0$ while those for the other curves ensure that $\mathcal{S}_{\alpha\beta} \neq 0$. The parameter (48) is $\xi = 0$ for the dotted curve, $\xi \approx 0.326$ for the dashed curve, and $\xi \approx 1.367$ for the solid curve. As a result, the adiabatic limit is approached most slowly for the dotted curve, more quickly for the dashed curve, and most quickly for the solid curve.

B. The on-resonance case

When a certain intermediate state ψ_n is on single-photon resonance, $\Delta_n = 0$, it cannot be eliminated adiabatically. By eliminating all other intermediate states, the general $N+2$ -state problem is reduced to an effective three-state problem,

$$i \frac{d}{dt} \begin{bmatrix} c_i \\ c_n \\ c_f \end{bmatrix} \approx \begin{bmatrix} \Omega_P^2 \mathcal{S}_{\alpha^2}^{(n)} & \alpha_n \Omega_P & \Omega_P \Omega_S \mathcal{S}_{\alpha\beta}^{(n)} \\ \alpha_n \Omega_P & 0 & \beta_n \Omega_S \\ \Omega_P \Omega_S \mathcal{S}_{\alpha\beta}^{(n)} & \beta_n \Omega_S & \Omega_S^2 \mathcal{S}_{\beta^2}^{(n)} \end{bmatrix} \begin{bmatrix} c_i \\ c_n \\ c_f \end{bmatrix}, \quad (49)$$

where the $\mathcal{S}^{(n)}$ sums are defined by Eqs. (31). Comparison with the standard three-state STIRAP shows that the off-resonant states induce dynamic Stark shifts of states ψ_i and ψ_f , which result in a nonzero two-photon detuning. Moreover, the off-resonant states induce a direct coupling between states ψ_i and ψ_f . Careful examination of Eq. (49) shows that the AT state (10) always exists, but it involves in general a nonzero contribution from the intermediate state ψ_n . This contribution vanishes when the proportionality condition (18) is fulfilled; then $\mathcal{S}_{\alpha^2}^{(n)} = \mathcal{S}_{\beta^2}^{(n)} = \mathcal{S}_{\alpha\beta}^{(n)}$ and the AT state is the dark state, $\varphi_T(t) \equiv \varphi_D(t)$. In particular, if $\mathcal{S}_{\alpha^2}^{(n)} = \mathcal{S}_{\beta^2}^{(n)} = \mathcal{S}_{\alpha\beta}^{(n)} = 0$, the multi- Λ system behaves exactly like STIRAP.

VII. DISCUSSION AND CONCLUSIONS

We have presented an analytic study, supported by numerical examples, of adiabatic population transfer from an initial state ψ_i to a final state ψ_f via N intermediate states by means of two delayed and counterintuitively ordered laser pulses. Thus this paper generalizes the original STIRAP, operating in a single three-state Λ -system, to a multistate system involving N parallel Λ -transitions. The analysis has shown that the dark state $\varphi_D(t)$, which is a linear combination of ψ_i and ψ_f and transfers the population between them in STIRAP, remains a zero-eigenvalue eigenstate of the Hamiltonian (8) only when condition (18) is fulfilled. Hence, in this case the multi- Λ system behaves very similarly to the single Λ -system in STIRAP. Condition (18), which is essentially a relation between the transition dipole moments, requires that for each intermediate state ψ_k , the ratio $\Omega_{P,k}(t)/\Omega_{S,k}(t)$ between the couplings to states ψ_i and ψ_f is the same and does not depend on k . Moreover, this condition ensures the existence of the dark state both in the case when all intermediate states are off single-photon resonance and when one or more states are on resonance.

When condition (18) is not fulfilled the dark state $\varphi_D(t)$ does not exist but a more general adiabatic-transfer state $\varphi_T(t)$, which links adiabatically the initial and final states ψ_i and ψ_f , may exist under certain

conditions. Unlike $\varphi_D(t)$, state $\varphi_T(t)$ contains contributions from the intermediate states which therefore acquire transient populations during the transfer. We have shown that when one and only one intermediate state is on resonance, the AT state always exists. When more than one intermediate states are on resonance, the AT state exists only when the proportionality relation (18) is fulfilled, at least for the degenerate states. In the off-resonance case, the condition for existence of $\varphi_T(t)$ is given by Eq. (29) which is a condition on the single-photon detunings and the relative coupling strengths. It follows from this condition that when the pump and Stokes frequencies are scanned across the intermediate states (while maintaining the two-photon resonance), the final-state population P_f passes through N regions of high transfer efficiency (unity in the adiabatic limit) and $N - 1$ regions of low efficiency (zero in the adiabatic limit). Each of the low-efficiency regions is situated between two adjacent intermediate states, while each intermediate state is within a region of high efficiency, as shown in Figs. 6 and 7. Our results suggest that it is most appropriate to tune the pump and Stokes lasers either just below or just above all intermediate states because there firstly, the AT state always exists; secondly, the adiabatic regime is achieved more quickly; thirdly, the transfer is more robust against variations in the laser parameters; and fourthly, the transient intermediate-state populations, which are proportional to Δ_k^{-2} , can easily be suppressed.

ACKNOWLEDGMENTS

This work has been supported financially by the Academy of Finland.

-
- [1] U. Gaubatz, P. Rudecki, M. Becker, S. Schiemann, M. Kulz and K. Bergmann, Chem. Phys. Lett. **149**, 463 (1988).
 - [2] J. R. Kuklinski, U. Gaubatz, F. T. Hioe, and K. Bergmann, Phys. Rev. A **40**, 6741 (1989).
 - [3] U. Gaubatz, P. Rudecki, S. Schiemann, and K. Bergmann, J. Chem. Phys. **92**, 5363 (1990).
 - [4] K. Bergmann, H. Theuer and B. W. Shore, Rev. Mod. Phys. **70**, 1003 (1998) and references therein.
 - [5] N. V. Vitanov and S. Stenholm, Opt. Commun. **135**, 394 (1997).
 - [6] N. V. Vitanov and S. Stenholm, Phys. Rev. A **56**, 1463 (1997).
 - [7] M. V. Danileiko, V. I. Romanenko, and L. P. Yatsenko, Opt. Commun. **109**, 462 (1994).
 - [8] V. I. Romanenko and L. P. Yatsenko, Opt. Commun. **140**, 231 (1997).

- [9] M. P. Fewell, B. W. Shore and K. Bergmann, Austral. J. Phys. **50**, 281 (1997).
- [10] T. A. Laine and S. Stenholm, Phys. Rev. A **53**, 2501 (1996).
- [11] N. V. Vitanov and S. Stenholm, Opt. Commun. **127**, 215 (1996).
- [12] K. Drese and M. Holthaus, Eur. Phys. J. D **3**, 73 (1999).
- [13] G. Coulston and K. Bergmann, J. Chem. Phys. **96**, 3467 (1992).
- [14] B. W. Shore, J. Martin, M. P. Fewell, and K. Bergmann, Phys. Rev. A **52**, 566 (1995).
- [15] J. Martin, B. W. Shore, and K. Bergmann, Phys. Rev. A **52**, 583 (1995).
- [16] J. Martin, B. W. Shore, and K. Bergmann, Phys. Rev. A **54**, 1556 (1996).
- [17] B. W. Shore, K. Bergmann, J. Oreg, and S. Rosenwaks, Phys. Rev A **44**, 7442 (1991).
- [18] P. Marte, P. Zoller, and J. L. Hall, Phys. Rev. A **44**, R4118 (1991).
- [19] J. Oreg, K. Bergmann, B. W. Shore and S. Rosenwaks, Phys. Rev. A **45**, 4888 (1992).
- [20] A. V. Smith, J. Opt. Soc. Am. B **9**, 1543 (1992).
- [21] P. Pillet, C. Valentin, R.-L. Yuan, and J. Yu, Phys. Rev. A **48**, 845 (1993).
- [22] C. Valentin, J. Yu, and P. Pillet, J. Physique II France **4**, 1925 (1994).
- [23] V. S. Malinovsky and D. J. Tannor, Phys. Rev. A **56**, 4929 (1997).
- [24] H. Theuer and K. Bergmann, Eur. Phys. J. **2**, 279 (1998).
- [25] N. V. Vitanov, Phys. Rev. A **58**, 2295 (1998).
- [26] N. V. Vitanov, B. W. Shore, and K. Bergmann, Eur. Phys. J. D **4**, 15 (1998).
- [27] C. E. Carroll and F. T. Hioe, Phys. Rev. Lett. **68**, 3523 (1992).
- [28] C. E. Carroll and F. T. Hioe, Phys. Rev. A **47**, 571 (1993).
- [29] C. E. Carroll and F. T. Hioe, Phys. Lett. A **199**, 145 (1995).
- [30] C. E. Carroll and F. T. Hioe, Phys. Rev. A **54**, 5147 (1996).
- [31] T. Nakajima, M. Elk, J. Zhang, and P. Lambropoulos, Phys. Rev. A **50**, R913 (1994).
- [32] L. P. Yatsenko, R. G. Unanyan, K. Bergmann, T. Halfmann, and B. W. Shore, Opt. Commun. **135**, 406 (1997).
- [33] N. V. Vitanov and S. Stenholm, Phys. Rev. A **56**, 741 (1997).
- [34] E. Paspalakis, M. Protopapas, and P. L. Knight, Opt. Commun. **142**, 34 (1997).
- [35] R. G. Unanyan, N. V. Vitanov, and S. Stenholm, Phys. Rev. A **57**, 462 (1998).
- [36] B. W. Shore, *The Theory of Coherent Atomic Excitation* (Wiley, New York, 1990).