

Fault-Tolerant Quantum Computation for Local Leakage Faults

Panos Aliferis* and Barbara M. Terhal†

October 29, 2018

Abstract

We provide a rigorous analysis of fault-tolerant quantum computation in the presence of local leakage faults. We show that one can systematically deal with leakage faults by using so-called leakage reduction units such as quantum teleportation. We describe ways to limit the use of leakage reduction while keeping the quantum circuits fault-tolerant. We also show that measurement-based computation is inherently tolerant against leakage faults.

1 Introduction

There has been much recent work in the theory of fault-tolerant quantum computation. The foundations of this theory were initially developed in Refs. [Sho96], [Kit97], [ABO98], [KLZ98], [Got97] and [Pre98]. The more recent work on fault-tolerance builds on, improves and extends these fundamental results in various directions. First of all, there is research on finding good code architectures and determining the corresponding threshold noise values and overheads (e.g., see [Ste99, Ste03]). Current threshold estimates for the $[[7,1,3]]$ code range from $O(10^{-3})$ [Ste03] to $O(10^{-4})$ [STD05] with a $O(10^{-5})$ lower bound established in Ref. [AGP05]. Recent work by Knill [Kni05] shows that using small detection codes combined with extensive gate teleportation can lead to a threshold of $O(10^{-2})$, albeit at a large overhead in resources.

Secondly, there is a growing body of work on estimating noise threshold values taking into account the spatial architecture and means for qubit transportation [STD05, MTC⁺05] or measurement times [Ste03]. Analyses pertaining to actual physical systems, such as ion traps [Ste04] or optical quantum computers [DHN] are starting to be developed.

Thirdly, there has been research extending the error models and methods used in the theory of quantum fault-tolerance. In Ref. [TB05] a first fault-tolerance analysis was carried out for local non-Markovian noise. This result was subsequently generalized in Ref. [AGP05]. In the last paper the foundations of quantum fault-tolerance were strengthened and a rigorous proof of the threshold result for distance-3 codes was given.

In this paper we follow this third line of research. We will put some previously scattered results and ideas on a rigorous footing and formulate a fault-tolerance analysis for leakage faults. In many physical scenarios a two-level qubit is a subspace of a higher-dimensional space. This can happen when we use encoded physical states as elementary qubits in order to reduce decoherence, as in the DFS formalism, or in order to have a universal set of gates. More typically, the qubit is simply two low-lying levels in a many-level physical system. Some examples are ion trap qubits, optical qubits based on the KLM scheme [KLM01] where the qubit is the dual-rail subspace of two photonic modes, Josephson junctions where the qubit is formed by the lowest energy states in a double well potential [OMT⁺99], and encoded electron-spin qubits in quantum dots [DBK⁺00, PJT⁺05]. For such qubits, leakage faults that transfer amplitude in and out of the qubit-subspace are likely to be an important source of errors. In this paper we will refer to the qubit-subspace that is part of a larger extended space as the *system-space*.

As with regular faults, the first protection against leakage faults is the use of ‘low decoherence’ qubit encodings and dynamical decoupling methods. The method of dynamically decoupling leakage faults by

*Institute for Quantum Information, Caltech, Pasadena, CA 91125, USA. panos@theory.caltech.edu

†IBM Watson Research Center, Yorktown Heights, NY 10598, USA. terhal@watson.ibm.com

sequences of ‘pulses’ has been explored in Refs. [TL00, BLWZ05]. In this paper we will analyze how the (remaining) leakage faults can be dealt with by means of error-correction. The problem is that error-correction is not designed to deal with leakage faults directly. Thus we need to convert leakage faults to regular faults, that is, faults that occur in the system-space, which can be corrected by error-correcting codes. The reduction to regular faults can be of two kinds. One could detect that leakage occurred (as for example in the circuit presented in [Got97, Pre98]) and replace the leaked qubit by a new physical qubit in the system-space. Alternatively, a leakage fault can be reduced to a regular fault without us learning whether the leakage occurred. We will generally refer to this second tool as a Leakage Reduction Unit, or LRU. Quantum teleportation is the most natural implementation of a LRU [Moc04]. In this paper we will focus on LRUs since they can be implemented *universally* by teleportation. The ability to detect leakage on the other hand depends on the specific implementation and the nature of the leakage space. We will discuss the use of leakage detection and how our results can be used in leakage-detecting implementations in §5. Of course in our analysis we assume that LRUs (or the more powerful leakage detection units) are subject to regular and leakage faults themselves.

Let us sketch an overview of the results in this paper. A fault-tolerant threshold analysis consists of two fairly independent parts. First one needs to prove that if the computation is *good* (i.e., has *few* faults), the logical dynamics of the encoded computation is *correct* under some technical definition of good, few and correct. This analysis for leakage faults will be the essential contribution of this paper. Secondly, one needs to show that the probability (or amplitude or norm depending on which error model one uses) for a computation which is *bad* (i.e., has *many* faults) becomes very small below the noise threshold. Putting these two things together then gives rise to the threshold theorem, Theorem 1. The second part depends on the error model which we will specify in §2. Since the error model is very similar to the general non-Markovian model which was analyzed in Refs. [TB05] and [AGP05], we will use the results in these papers directly to bound the norm of the bad fault operators in the encoded computation.

In the leakage fault-analysis of §3 we first analyze a model in which a LRU is placed before every elementary gate in the encoded circuit. Then in §3.1 we show that this frequent placement of LRUs is unnecessary and we give conditions for when LRUs can be omitted. In §3.2 we illustrate these concepts with circuits for the Steane [[7,1,3]] code. In this section, we also show that the method of ‘error-correcting teleportation’ recently proposed by Knill [Kni05] provides leakage protection against leaked inputs and requires few additional LRUs to achieve full leakage protection.

Given a fault-tolerant circuit with LRUs before each gate, it is clear that *if* the LRUs work without error, this circuit subjected to leakage faults is equivalent to a circuit without LRUs subjected to regular faults. This is because LRUs replace any leaked input with a state in the system-space before the next gate is applied. However a LRU can fail. It can fail by creating a regular fault, but it can also fail by creating a leakage fault. For example, the EPR-state that is created for quantum teleportation of leaked qubits can itself be leaky on the outgoing qubit. In order to deal with leaky LRUs we will set-up an analysis for distance-three codes that is very much like the rigorous analysis performed in Ref. [AGP05]. In particular, we need to show that good fault-paths with few leakage or regular faults give correct answers since errors are being corrected and do not spread too badly. The essential insight is that LRUs can be viewed as ‘error-correction’ at the lowest unencoded 0-level. Carrying out the threshold dance for this lowest level followed by the threshold dance for the higher levels proves our main result, Lemma 2.

In §4 we show that implementing gates by teleportation [GC99] provides an alternative method for protecting against leakage faults. This approach is naturally embodied in measurement-based quantum computation such as computation in the cluster-state model [RB01]. Although our proof could be applied to a larger variety of measurement-based models, we will focus in particular on fault-tolerant circuit simulations in the graph-state model [RBB03] and we will require that graph states of a certain ‘standard’ form are used. This standard graph-state form is of great practical interest as it appears in several papers relating to quantum computation with non-deterministic gates (e.g., see [DHN, BR05, LBB⁺05]). Our results thus put the observations about leakage protection for fault-tolerant simulations in this model, –see the recent work in [DHN]–, on a rigorous footing.

1.1 Notation

The standard convention for circuit diagrams is that time moves from left to right. On the other hand, the representation of a circuit as a sequence of mathematical operations applied to an input is usually represented in reverse order, i.e. as $A_k \dots A_2 A_1 |\psi\rangle$. In this paper we will often denote such operation $A_k \dots A_2 A_1$ as $A_1 * A_2 * \dots * A_k$, i.e. with a circuit diagram timing convention.

2 The Leakage Error Model

We begin by specifying our leakage error model. We assume the following Hamiltonian

$$H = H_{\text{ideal}}(t) + H_{\text{faults}}(t), \quad (1)$$

where $H_{\text{faults}}(t) = H_{\text{regular}}(t) + H_{\text{leak}}(t)$. $H_{\text{ideal}}(t)$ generates the ideal system dynamics implementing the encoded computation. $H_{\text{regular}}(t) = H_{S(B)}(t) + H_B(t)$ where $H_{S(B)}(t)$ represents a local Hamiltonian coupling to a (non-Markovian) environment as in Refs. [AGP05] and [TB05] or faults not involving a bath. As in these papers we assume that

$$H_{S(B)}(t) = \sum_{\alpha} H_{S(B),\alpha(t)}, \quad (2)$$

where $H_{S(B),\alpha(t)}$ only acts on the set of qubits (and some part of the bath) involved in a particular location $\alpha(t)$ in the ideal computation at time t . In this paper we focus on leakage faults, but our analysis also permits mixed error models. Let \mathcal{H}_S be the Hilbert space of the system qubits, with $\mathcal{H}_{S[i]}$ the Hilbert space of qubit i . There is an extension of each $\mathcal{H}_{S[i]}$, $\mathcal{H}_{S_{\text{ext}}[i]} = \mathcal{H}_{S[i]} \oplus \mathcal{H}_{L[i]}$ so that $\mathcal{H}_{L[i]}$ is the leakage space of qubit i . We assume that $\mathcal{H}_L = \otimes_i \mathcal{H}_{L[i]}$, i.e. the leakage spaces of the individual qubits are disjoint. The leakage part of the Hamiltonian $H_{\text{leak}}(t)$ is of the form

$$H_{\text{leak}}(t) = H_{SL(B)}(t) + H_L(t), \quad (3)$$

where $H_{SL(B)}(t)$ is a linear combination of operators coupling the leakage and system spaces and a potential other environment B . An example of leakage which includes an environment B is a trapped ion in a cavity where transitions in or out the two-level subspace can create or annihilate photons in the cavity. $H_L(t)$ describes the evolution in the leakage spaces and any coupling of the leakage space to the environment. We require that leakage faults are *local* meaning that

$$H_{SL(B)}(t) = \sum_{\alpha} H_{SL(B),\alpha(t)}, \quad (4)$$

where $H_{SL(B),\alpha(t)}$ only leaks from/to the system/leakage space of the set of qubits involved in a particular location $\alpha(t)$ in the ideal computation at time t . Our model is *local* in the sense that $H_{SL(B)}(t)$ couples the system/leakage spaces of qubits i, j at a particular time step only if the ideal Hamiltonian generates an interaction, i.e. gate location, between qubits i and j at the same time step.

We note that leakage can be an inherently non-Markovian process in particular when it does not involve an additional environment. Since the leakage-space and the system-space form a direct sum and not a direct product, there is no meaning to the notion of loss of information by tracing out a subsystem. Note also that we restrict the leakage space to be local and different for each qubit, a condition that is fulfilled in most physical systems. Another reason for not assuming a common leakage space for all qubits is that we need LRUs to act on the extended space. Since a LRU is a local operation, it can act only on a local Hilbert space, in this case the extended space of a single qubit.

To describe the evolution governed by $H_{S(B)}(t) + H_{SL(B)}(t)$ we can consider two cases. In the first one we assume that the leakage spaces of qubits i and j are disjoint and only interact during the time that qubits i and j interact. For leakage or regular faults involving a bath, we also assume each qubit i has associated with it an environment space $\mathcal{H}_{B[i]}$, with environment spaces also being disjoint and only interacting when the corresponding qubits interact, as in Ref. [TB05]. In this case every location α , say involving a single

qubit i , can be described by a unitary operator $U[i]$ acting on the extended space of qubit i and possibly its environment space, i.e. $U[i]: \mathcal{H}_{S_{ext}[i]} \otimes \mathcal{H}_{B[i]} \rightarrow \mathcal{H}_{S_{ext}[i]} \otimes \mathcal{H}_{B[i]}$. We can write this operator as

$$U[i] = U_0[i] + E[i], \quad (5)$$

where $U_0[i]: \mathcal{H}_{S[i]} \otimes \mathcal{H}_{B[i]} \rightarrow \mathcal{H}_{S[i]} \otimes \mathcal{H}_{B[i]}$ is the ideal gate on the system and $E[i]$ is the fault operator. As in Lemma 2 in [TB05], one can bound $\|E\| \leq \epsilon \equiv \epsilon_{\text{reg}} + \epsilon_{\text{leak}}$, where $\epsilon_{\text{reg}} = 2 \max_{\alpha} t_0 \|H_{S(B),\alpha}\|$ and $\epsilon_{\text{leak}} = 2 \max_{\alpha} t_0 \|H_{SL(B),\alpha}\|$ ¹. The amplitude ϵ is assumed to be small and will enter the threshold theorem, Theorem 1.

In the second case, we let the local leakage spaces interact in an arbitrary manner and assume a common environment for all locations. In that case we cannot identify a unitary operation per location but one can prove the essential *local noise* Lemma 6 as in [TB05], namely

Lemma 1 (Local Noise Lemma) *Consider the entire unitary evolution U of an (encoded) quantum computation subject to local leakage or regular faults as described above. Let ϵ_{leak} be the leakage amplitude, and let ϵ_{reg} be the amplitude for regular faults. We expand U as a sum over fault-paths operators which are characterized by a set of faulty locations \mathcal{I} . A fault-path operator with k faults, denoted as \mathcal{I}_k , has norm bounded by*

$$\|E(\mathcal{I}_k)\| \leq \epsilon^k, \quad \text{with } \epsilon \equiv \epsilon_{\text{leak}} + \epsilon_{\text{reg}}. \quad (6)$$

In both error models either the fault-operators $E[i]$ or the operators appearing in the fault-path expansion in Lemma 1 can be expanded in terms of a basis of error operators. In our analysis we will use the notions of a ‘regular’ and a ‘leakage’ error-operator, R and L respectively, whose action on the extended space of a qubit has the form

$$R = \begin{pmatrix} A & 0 \\ 0 & 0 \end{pmatrix}, \quad L = \begin{pmatrix} 0 & C \\ B & 0 \end{pmatrix}. \quad (7)$$

Here A is an operator acting on the system-space alone, and B, C are operators coupling the system-space with the corresponding leakage-space.

3 Leakage Fault-Analysis

We will describe the leakage fault-analysis for distance-3 codes. A similar analysis can be done for higher distance codes, as in Ref. [AGP05]. We simulate an ideal circuit by using (a concatenated) distance-3 code that can correct 1 (regular) error such as the $[[7,1,3]]$ code. A location in this circuit (0-Ga) is either an elementary single or two-qubit gate, a memory (wait) location, a single-qubit preparation or a single-qubit measurement. Every 0-Ga in the ideal circuit is replaced in the level-1 simulating circuit by a rectangle (1-Rec) which consists of a fault-tolerant encoded gate (1-Ga) *followed* by error-correction (1-EC) on each encoded block. The preparation 1-Rec contains a 1-preparation gadget followed by 1-EC, whereas the measurement 1-Rec contains only a 1-measurement gadget.

Repeated application of the replacement rule gives rise to the level- k simulation. In this way, each location in the ideal circuit gets replaced by a k -rectangle (k -Rec) which consists of a fault-tolerant level- k gate (k -Ga) followed by error-correction at level k (k -EC). For the analysis of the level- k circuit, Ref. [AGP05] defines an extended k -rectangle, a k -exRec, as a k -rectangle grouped together with the k -ECs preceding it on all its inputs. Furthermore, a k -block is a block encoding one logical qubit of the ideal circuit.

In order to prove that an extended rectangle with *few* faults gives rise to correct dynamics, one has to define the notions of good, bad and correct. For distance-3 codes the definition is

Definition 1 (Good and Bad, [AGP05]) *A 1-exRec is bad if it contains two faults, otherwise it is good. Two bad 1-exRecs are independent if they are nonoverlapping or if they overlap and the earlier 1-exRec is still bad when the shared 1-EC is removed. For $k > 1$, a k -exRec is bad if it contains two independent bad $(k-1)$ -exRecs, otherwise it is good. Two bad k -exRecs are independent if they are nonoverlapping or if they overlap and the earlier k -exRec is still bad when the shared k -EC is removed.*

¹The factor 2 comes from considering two-qubit gates.

The notion of independence guarantees that bad k -exRecs can be viewed as independent events and so their probabilities (or amplitudes) can be multiplied to give the probability of the joint event.

In order to define correctness, Ref. [AGP05] uses the notion of an ideal 1-decoder. This imaginary error-free device measures the error syndrome, performs error-correction and decodes an encoded block of qubits, a 1-block, to a single qubit. An ideal k -decoder is defined recursively as the application of $(k-1)$ -decoders on the $(k-1)$ -subblocks of a k -block followed by a 1-decoder. The following definition formally expresses what it means for a k -rectangle to be correct.

Definition 2 (Correct, [AGP05]) *A k -Rec is correct if the k -Rec followed by the ideal k -decoder is equivalent to the ideal k -decoder followed by the ideal 0-Ga that the k -Rec simulates:*

$$\boxed{\text{correct } k\text{-Rec}} \text{---} \boxed{\text{ideal } k\text{-decoder}} \text{---} = \text{---} \boxed{\text{ideal } k\text{-decoder}} \text{---} \boxed{\text{ideal 0-Ga}} \text{---} .$$

For our analysis we need to define new notions of goodness and correctness at level 0. In the case of regular faults this would be trivial: a 0-Rec is just a 0-Ga and it is bad (and incorrect) when it is faulty. However in the presence of leakage, a 0-Ga acting on a leaked input will in general operate on the extended space of its input qubits even if it is executed ideally. To ensure that 0-Ga's without faults operate on the system-space of their inputs we will make use of leakage reduction units (LRUs). These devices, when executed without faults themselves, guarantee that (a) if their input is in the system-space then the identity operation is performed, and (b) if their input in the leakage-space, then their output is some state in the system-space. Clearly, teleportation is a natural way to satisfy these two requirements.

Thus, to deal with leakage faults we place LRUs on every qubit preceding every 0-Ga in the level- k circuit, except if the 0-Ga is a measurement (or a qubit preparation, which has no input). We will denote a k -exRec (resp. k -Rec) with these additional LRUs as LRU- k -exRec (resp. LRU- k -Rec). Specific parts of the LRU-1-Rec are denoted as a LRU-1-EC (error-correction), LRU-1-Ga (encoded gate operation), LRU-1-Meas (measurement) or LRU-1-Prep (preparation of an encoded state). In analogy to 1-Recs, we define LRU-0-Recs (see Fig. 1).

Definition 3 (LRU 0-Rectangles) *A LRU-0-Rec is a 0-Ga preceded by LRUs on all its inputs.*

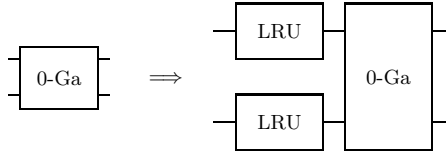


Figure 1: To combat leakage faults, we insert LRUs on all inputs preceding each 0-Ga in the level- k circuit. The combination of a 0-Ga with its preceding LRUs we call a LRU-0-Rec.

Inserting LRUs before 0-Ga's intends to convert existing leakage faults to regular faults before the 0-Ga is applied. However, LRUs can be faulty themselves, in which case the succeeding 0-Ga's will not operate as intended even if they are executed ideally. This observation motivates the following definition.

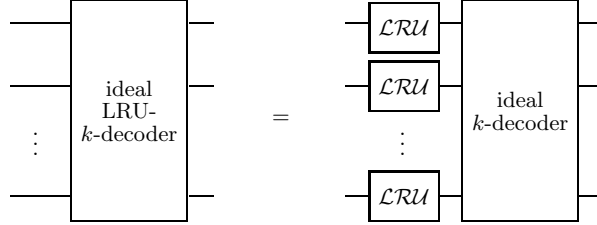
Definition 4 (LRU Good, Bad, Correct at level 0) *A LRU-0-Rec is bad if it contains one or more leakage or regular faults, otherwise it is good. A LRU-0-Rec is correct if the LRU-0-Rec followed by the ideal LRU is equivalent to the ideal LRU followed by the ideal 0-Ga. (It follows that a good LRU-0-Rec is correct, since it contains no faults and so its LRUs operate as ideal ones.)*

With this we can define goodness at level k , in analogy to Definition 1.

Definition 5 (LRU Good and Bad) *A LRU-1-exRec is bad if it contains two bad LRU-0-Recs, otherwise it is good. Two bad LRU-1-exRecs are independent if they are nonoverlapping or if they overlap and the earlier LRU-1-exRec is still bad when the shared LRU-1-EC is removed. For $k > 1$, a LRU- k -exRec is bad*

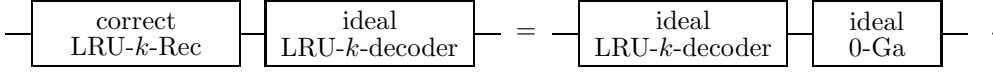
if it contains two independent bad LRU- $(k-1)$ -exRecs, otherwise it is good. Two bad LRU- k -exRecs are independent if they are nonoverlapping or if they overlap and the earlier LRU- k -exRec is still bad when the shared LRU- k -EC is removed.

In order to formulate the definition of correctness at level $k \geq 1$, we need to extend the idea of the ideal decoder to the case of leakage faults. We define an ideal LRU-1-decoder as a set of *ideal* LRUs applied on all inputs of an ideal 1-decoder. In the same manner, the ideal LRU- k -decoder is a set of *ideal* LRUs applied on all input qubits of an ideal k -decoder. Using calligraphic fonts to denote an ideal LRU as \mathcal{LRU} , the LRU- k -decoder is thus schematically



We can now state our modified definition of correctness.

Definition 6 (LRU Correct) A LRU- k -Rec is correct if the LRU- k -Rec followed by the ideal LRU- k -decoder is equivalent to the ideal LRU- k -decoder followed by the ideal 0-Ga that the LRU- k -Rec simulates:



There are corresponding definitions for correct level- k LRU-preparation and LRU-measurement rectangles. The latter allow us to create LRU- k -decoders and replace the measurement LRU- k -Rec with the ideal 0-measurement. The former allow us to annihilate LRU- k -decoders and replace the preparation LRU- k -Rec with the ideal 0-preparation. Similar to the proof in Ref. [AGP05] for regular faults, our strategy here will be to create LRU- k -decoders out of the final correct measurement LRU- k -Recs, push them to the left through correct gate LRU- k -Recs, and annihilate them inside correct preparation LRU- k -Recs, thereby converting the level- k circuit to an equivalent one realizing the ideal computation.

The goal is now to connect the notion of goodness to that of correctness for the level- k simulation. We will need to show that

Lemma 2 (LRU-exRec-Cor) A LRU- k -Rec contained in a good LRU- k -exRec is correct.

In [AGP05] this lemma is proved for regular faults by carrying out the ‘threshold dance’. In our case we do the threshold dance starting at level 0. We begin with the ideal LRUs of the LRU- k -decoder marching to the left past every LRU-0-Rec inside the LRU- k -exRec. The idea is that this move will convert the LRU- k -exRec with leakage faults to a k -exRec with *only* regular faults. We can then apply the lemma exRec-Cor for regular faults (proven in [AGP05]) and move the k -decoders through the k -Rec transforming it to the ideal 0-Ga it simulates. In the final step, the LRUs move to the right to join the k -decoder, thus reassembling the LRU- k -decoder. Figure 2 illustrates this modified dance.

One technical point of the proof concerns moving ideal LRUs to the left of bad LRU-0-Recs, thus transforming them to faulty 0-Ga’s. Similar to the technique in Ref. [AGP05] for moving k -decoders past bad k -exRecs, at that point it is useful to think of ideal LRUs as invertible operations. Both ideal LRUs as well as ideal decoders generate a syndrome. If the ideal LRU is perfect teleportation, the syndrome is the Bell measurement bits. If the syndrome is not discarded and the measurement is viewed as a coherent operation, we can define the inverse of these quantum operations. In the proof of Lemma 2 we will use these invertible forms of the ideal LRUs.

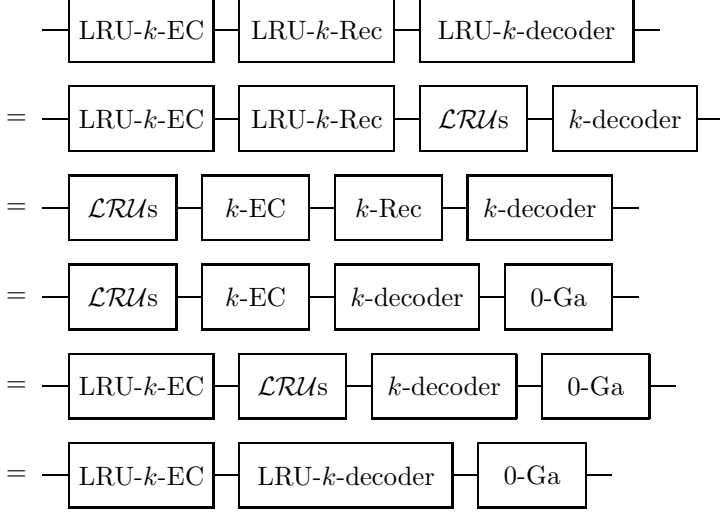


Figure 2: The LRU dance maneuver at level k . In going from the third to the fourth line, we use Lemma exRec-Cor for regular faults at level k .

We can now give the proof of Lemma 2. We remind that we denote an ideal LRU discarding its syndrome as \mathcal{LRU} , whereas the coherent version of an ideal LRU that retains the syndrome is denoted as \mathfrak{LRU} . We note that all technical steps in this proof are in essence already present in the proof given in Ref. [AGP05]; a reader familiar with that work can view this proof as an exercise in ‘threshold dancing’.

Proof: First, consider those qubits inside the LRU- k -exRec that are measured. A measurement can be viewed as an ideal LRU followed by another measurement on the qubit-state output from the LRU. Therefore, before every 0-measurement \mathcal{M} we can insert an ideal $\mathfrak{LRU} * \mathfrak{LRU}^{-1}$ and identify $\mathcal{M}' = \mathfrak{LRU}^{-1} * \mathcal{M}$ as a 0-measurement which acts on the system-space (and the syndrome space).

We begin by moving these \mathfrak{LRUs} created out of 0-measurements and the \mathcal{LRUs} of the ideal LRU- k -decoder to the left through every LRU-0-Rec transforming them to the ideal 0-Ga’s they contain. For good LRU-0-Recs this follows from Definition 4. When we encounter a bad LRU-0-Rec, we proceed by inserting a resolution of the identity in the form of an ideal (coherent) LRU and its inverse, $I = \mathfrak{LRU} * \mathfrak{LRU}^{-1}$, preceding it in all its inputs. The leading $\mathfrak{LRU}(s)$ in the $\mathfrak{LRU} * \mathfrak{LRU}^{-1}$ pair(s) can now be moved further to the left through the remaining LRU-0-Recs, until we encounter another bad LRU-0-Rec and repeat the same trick.

It remains to justify why a bad LRU-0-Rec grouped together with the $\mathfrak{LRU}^{-1}(s)$ preceding and the $\mathfrak{LRU}(s)$ (or $\mathcal{LRU}(s)$) succeeding it can be interpreted as a faulty 0-Ga. In the combined operation

$$\mathfrak{LRU}^{-1} * \text{LRU} * 0\text{-Ga} * \mathfrak{LRU}, \quad (8)$$

the \mathfrak{LRU}^{-1} to the left has an input in the system-space and also some input syndrome coming from the \mathfrak{LRU} pairing with it. Similarly, the ideal \mathfrak{LRU} on the right outputs a state in the system-space of the qubit (since ideal) and some syndrome. For a good LRU-0-Rec (i.e., one with no faults), this operation is equivalent to applying the ideal 0-Ga on the input of the \mathfrak{LRU}^{-1} that is in the system-space in addition to acting on the syndrome. We have already stated this property as the correctness of good LRU-0-Recs, for the case when ideal LRUs discard their syndrome. However, note that even with ideal LRUs retaining their syndrome, the action on the system-space of the qubit and the syndrome has to be uncorrelated, otherwise discarding the syndrome (e.g., the Bell measurement outcomes in teleportation) would have destroyed the coherence of the teleported input, contrary to our correctness property. For a bad LRU-0-Rec instead, this operation can be viewed as some 0-Ga acting on the system-space of the input qubit (not necessarily equal to the ideal simulated operation and so corresponding to a regular faulty 0-Ga), which however may be *correlated* with the incoming syndrome.

Using this technique we can move the ideal LRUs all the way to the beginning of the LRU- k -exRec leaving behind a k -EC and a k -Rec as shown in Fig. 2. Due to the identification of bad LRU-0-Recs with faulty 0-Ga's and good LRU-0-Rec with ideal 0-Ga's, we know that the resulting k -exRec is good since the original LRU- k -exRec was good. Thus we can use lemma exRec-Cor for regular faults (Lemma 3 in [AGP05]) to move the k -decoders to the left of the k -Rec thereby transforming it to the ideal 0-Ga it simulates. The last step is to move the ideal LRUs back to the right², discard any syndrome at that point, join them with the k -decoder and thus reassemble the LRU- k -decoder. \square

Lemma 2 establishes that goodness of level- k LRU extended rectangles implies correctness, i.e. that LRU- k -Recs contained in good LRU- k -exRecs operate on their encoded inputs as the ideal 0-Ga they simulate would. We can now consider the level- k simulation of our ideal circuit. If all level- k LRU extended rectangles contained in it are good, then by virtue of this lemma the level- k simulation will accurately produce the same output statistics as the ideal computation. Thus, the probability of failure at level k can be upper bounded by the probability of one of the LRU- k -exRecs being bad, times the size of the ideal computation (i.e., the number of LRU- k -exRecs). A bound on the probability (or norm for our error model) of this *bad* part of the computation can be directly obtained by the analysis of §11 in Ref. [AGP05].

Putting Lemma 2 together with such a bound on the norm of the bad fault-paths of the computation in our general local leakage model gives

Theorem 1 (Threshold Theorem for Local Leakage Faults) *Suppose s is the maximum number of locations and d is the maximum depth of our LRU-1-Recs constructed to satisfy lemma LRU-exRec-Cor at level 1. Let α be the maximum number of locations inside a LRU-0-Rec. Let N_{pair} be the maximum number of pairs of LRU-0-Recs inside a LRU-1-exRec. Suppose a concatenated quantum circuit is subjected to local (regular) noise and local leakage faults of total strength ϵ and ϵ is smaller or equal than the threshold error strength $\epsilon_c \equiv \frac{1}{\epsilon N_{\text{pair}} \alpha}$. Then, for any fixed accuracy δ , any ideal circuit of size S and depth D can be simulated by such noisy concatenated fault-tolerant circuit of size $O(S(\log S)^{\log_2 s})$ and depth $O(D(\log S)^{\log_2 d})$.*

The value of the constant α appearing in Theorem 1 depends on our method for realizing LRUs. If r is the number of elementary operations in a LRU, then α is at most $2r + 1$, since LRU-0-Recs corresponding to two-qubit gates contain two LRUs. For example, if leakage reduction is achieved via teleportation then $r = 6$ (two qubit-preparations and a CNOT to create the Bell state, plus one CNOT and two measurements to implement a measurement in the Bell basis). This implies that the threshold is diminished by at most a factor of 13 (assuming equal error rates for all locations) in comparison to the noise threshold for regular errors.

In Ref. [AGP05] the notion of malignant and benign fault-sets was introduced which allows for a more refined analysis and a better estimation of the threshold error rate. This notion can be carried over with little modification to the case of leakage faults. In particular, we can modify Definition 5 by defining badness not in terms of *pairs* of bad LRU-0-Recs (at level 1) or independent bad LRU- $(k-1)$ -exRecs (at level k) but in terms of bad LRU-0-Recs or independent bad LRU- $(k-1)$ -exRecs in *malignant* sets of locations. These malignant sets would then be defined similar to the case of regular faults with the only difference that correctness would be defined in the LRU-sense, i.e. by means of LRU- k -decoders as in Definition 6. In this analysis the threshold would similarly go down by at most a factor of 13 for leakage faults. For example, for $[[7,1,3]]$ the threshold *lower-bound* for a probabilistic model ${}^3\mathbb{P}_c \geq 2.73 \times 10^{-5}$ would be modified to a lower-bound of $\mathbb{P}_c \geq 2.1 \times 10^{-6}$.

In the next section, we will consider methods for potentially improving this threshold bound by omitting LRUs while still maintaining fault-tolerance.

3.1 Limiting The Use of LRUs

In the previous section we assumed that LRUs were inserted on all inputs of every elementary gate in our fault-tolerant simulation. We did this in order to be able to interpret every good LRU-0-Rec as an ideal 0-Ga

²Moving the ideal LRUs to the right is done by taking out the identity resolutions $\mathfrak{L}\mathfrak{R}\mathfrak{L} * \mathfrak{L}\mathfrak{R}\mathfrak{L}^{-1}$ inserted in front of bad LRU-0-Recs and using correctness as in Definition 4 in reverse.

³For a coherent non-Markovian error-model this lower-bound has not been rigorously established in [AGP05].

irrespective of whether its input has leaked or not. In this section we would like to find out what happens when we omit LRUs between successive 0-Ga's.

It is clear that it can be advantageous to omit LRUs since the error rate of a memory location is typically less than the error rate of a LRU. In what follows we will give conditions for when this omission is allowed and show how Lemma 2 can be proved in those cases. Then, in §3.2, we illustrate the ideas by showing where LRUs can be omitted for some fault-tolerant circuits of the $[[7,1,3]]$ code.

We would like to note that the idea of omitting LRUs and the modified threshold analysis that we will present is also of interest when dealing with regular errors. In that case it may be similarly advantageous to omit error-correction between the application of successive encoded gates. In particular, for low memory error rates it may be advantageous to replace a wait location by a sequence of wait locations at the next level of concatenation instead of a wait location on the block followed by error-correction on the block.

Let us begin by defining *stretched* LRU 0-rectangles.

Definition 7 (Stretched LRU 0-Rectangles) *A stretched LRU-0-Rec (LRU-0-StrRec) is a sequence of one or more 0-Ga's with no LRUs in between them, preceded by LRUs on all inputs.*

An example of a *stretched* LRU-0-Rec is shown in the Fig. 3. If this circuit contains no faults, then the LRUs at the inputs will operate ideally and the stretched LRU-0-Rec will be correct. In this case omitting the intermediate LRU has no consequence. However, assume a leakage fault only occurred in the first 0-Ga. Then we cannot interpret the second 0-Ga as an ideal 0-Ga although it is executed without fault. This is because if the input to that 0-Ga is not in the system-space of the qubit, then its action can be in principle arbitrary in the extended space of all its inputs. Thus we have to assume that if the first 0-Ga fails the second 0-Ga will fail as well.

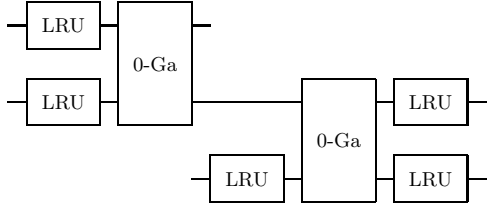


Figure 3: An example of a LRU-0-StrRec obtained by stretching two two-qubit LRU-0-Recs.

This example shows us that LRU-0-StrRecs will be allowed in our circuits if our fault-tolerant design guarantees that arbitrary failures at *all* locations inside it will not lead to an encoded error and a crash. For instance, a case where LRUs can be omitted is a sequence of single qubit gates and/or memory locations on a single qubit: instead of putting LRUs between all locations it suffices to put a LRU at the beginning of the sequence. The reason is that a sequence of failed single-qubit locations is no worse than just one of these locations failing, since it can cause an error in at most one qubit within an encoded block.

The definition of goodness for LRU-0-StrRecs is the same as for LRU-0-Recs given in Definition 4 (i.e., we will say that an LRU-0-StrRec is good if it contains no faults, and bad otherwise). In order to achieve fault-tolerance, we need to be safe that a single bad LRU-0-StrRec still makes for a correct LRU-1-exRec. As already discussed, this will not be true for arbitrarily stretched rectangles, since a leakage fault in a single location can cause the failure of *all* subsequent locations inside the same LRU-0-StrRec.

The rules for removing LRUs between successive 0-Ga's are dictated by the requirement to satisfy Lemma 2 at level 1. Ref. [AGP05] lists a set of properties that 1-EC and 1-Ga gadgets must satisfy in order for this lemma to hold at level 1 for regular faults.

Properties for 1-gadgets (adapted from [AGP05])

$0', 0$. *If a 1-EC contains exactly one regular fault, then it takes an arbitrary input to an output which deviates by at most a weight-one regular error-operator from the codespace, and an input without errors to an output with at most one regular error.*

- 1, 2. If a 1-EC contains no faults, then it takes any input to an output in the codespace, and an input with at most one regular error to an output with no errors.
3. If a 1-Ga contains no faults, then it takes an input with at most one regular error in all blocks to an output with at most one regular error in each block.
- 3'. If a 1-measurement contains no faults, then it produces the ideal measurement outcome if its input has at most one regular error.
4. If a 1-Ga contains exactly one regular fault, then it takes an input without errors to an output with at most one regular error in each block.
- 4'. If a 1-preparation contains exactly one regular fault, then its output has at most one regular error. If a 1-measurement contains exactly one regular fault, then it produces the ideal measurement outcome if its input has no errors.

Here, we generalize these properties to LRU-1-gadgets which use (stretched) LRU-0-Recs

Properties for LRU-1-gadgets

- 0', 0. If a LRU-1-EC contains exactly one bad LRU-0-(Str)Rec, then it takes an arbitrary input to an output which deviates by at most a weight-one regular or leakage error-operator from the codespace, and an input without errors to an output with at most one leakage or one regular error.
- 1, 2. If a LRU-1-EC contains no bad LRU-0-(Str)Recs, then it takes any input to an output in the codespace, and an input with at most one leakage or one regular error to an output with no errors.
3. If a LRU-1-Ga contains no bad LRU-0-(Str)Recs, then it takes an input with at most one leakage or one regular error in all blocks to an output with at most one leakage or one regular error in each block.
- 3'. If a LRU-1-measurement contains no bad LRU-0-(Str)Recs, then it produces the ideal measurement outcome if its input has at most one leakage or one regular error.
4. If a LRU-1-Ga contains exactly one bad LRU-0-(Str)Recs, then it takes an input without errors to an output with at most one leakage or one regular error in each block.
- 4'. If a LRU-1-preparation contains exactly one bad LRU-0-(Str)Recs, then its output has at most one leakage or one regular error. If a LRU-1-measurement contains exactly one bad LRU-0-(Str)Recs, then it produces the ideal measurement outcome if its input has no errors.

As in the case of regular faults, it is easy to see that these properties are sufficient for proving Lemma 2 at level 1 when we use stretched LRU-0-Recs. Definition 5 of goodness for LRU-1-exRecs can thus be revised as follows

Definition 8 (LRU Good and Bad at level 1 (revised)) *Assume LRU-0-Recs are stretched so that the properties listed above are satisfied. Then a LRU-1-exRec is bad if it contains two bad LRU-0-Recs or LRU-0-StrRecs, otherwise it is good.*

Another way of looking at stretching LRU-0-Recs is through the notion of benign and malignant faults. A single fault in a stretched LRU-0-Rec can cause all subsequent gates to fail and thus correspond to multiple faults. If these faults are benign, they will not cause an encoded fault on the data and one is allowed to stretch the rectangle while maintaining fault-tolerance.

Once the main Lemma 2 is proved, the rest of the fault-tolerance derivation follows as before. Let us now then consider the possible effects of stretching on the *value* of the threshold. As discussed in the previous section, the noise threshold can be best estimated using the notion of malignant and benign fault-sets. The use of LRU-0-StrRecs would however necessitate a new analysis of our LRU-1-exRecs to determine which sets of fault-locations remain benign in the presence of leakage faults at level 1 (whereas no modification would be needed for determining malignancy at higher levels). For example, it could be that for regular faults two particular 0-Ga's form a benign pair. Let us assume that each of these 0-Ga's is the first 0-Ga in a LRU-0-StrRec containing each, say, two 0-Ga's as in Fig. 3. A leakage fault occurring in these 0-Ga's also causes failure of the next 0-Ga that is part of the LRU-0-StrRec. Reinterpreted as regular faults, we now have four regular faults, which may not form a benign fault-pattern.

If benign fault-patterns for regular errors stay benign fault-patterns for leakage faults, we could say that our stretching is *benign*. Whether or not stretching is benign can only be found out by carefully considering any particular stretched level-1 LRU-circuit. In this paper we will not embark on such an analysis, even

though we believe that most but not all stretching in §3.2 is benign. If we refrain from carrying out this more detailed analysis, we can only establish a threshold lower bound by simply counting all pairs of locations in a (worst-case) LRU-1-exRec. For $[[7,1,3]]$ and the stretched LRU-circuits given in the next section, this gives a lower bound of ⁴ $\mathbb{P}_c \geq \frac{1}{\binom{1247}{2}} \approx 1.28 \times 10^{-6}$. We believe however that, in particular for low leakage error-rates, the real threshold should be closer to the threshold for regular noise.

3.2 Leakage Protection for the $[[7,1,3]]$ code

3.2.1 Fault-tolerant error correction

For concreteness we consider fault-tolerant gadgets associated with the Steane $[[7,1,3]]$ code and illustrate the idea of stretching LRU-0-Recs. Consider first the fault-tolerant error-correction method proposed by Steane [Ste97]. Fig. 4(a) shows the 1-EC circuit diagram for one particular choice of ancilla verification. In Fig. 4(b) LRUs are placed in this circuit to deal with leakage faults. The resulting LRU-1-EC gadget contains eleven LRU-0-StrRecs in total: Each of the four ancilla-encoding circuits constitutes a separate LRU-0-StrRec (containing no LRUs), and in addition there are seven LRU-0-StrRecs containing the succeeding transversal operations acting in parallel ⁵.

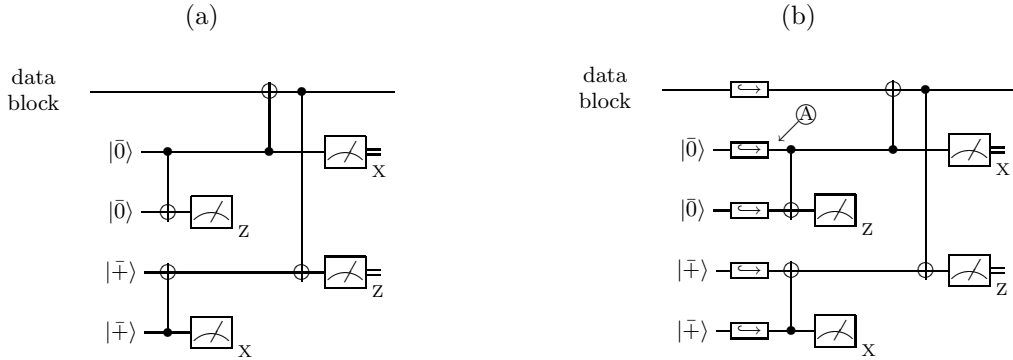


Figure 4: (a) A 1-EC gadget for the $[[7,1,3]]$ code with verification realized by comparing two independently prepared encoded ancillas and rejecting whenever an error is detected. CNOT gates and measurements indicate the transversal application of these operations. (b) The corresponding LRU-1-EC gadget with locations of transversal LRUs indicated by ‘hook’ arrows representing e.g. teleportations of each qubit in the block. The encoding circuits for the encoded states $|\bar{0}\rangle$ and $|\bar{+}\rangle$ are not shown (e.g., see [AGP05]) as they do not contain LRUs and do not matter in the analysis. Note that the number of LRU-0-StrRecs is 11: each of the 4 ancilla-encoding circuits is a separate LRU-0-StrRec (containing no LRUs), plus 7 LRU-0-StrRecs containing the succeeding transversal operation.

We first state a lemma that tells us that the 1-EC gadget of Fig. 4(a) satisfies properties 0’, 0-2 for regular faults. The lemma also gives us some additional information that will be useful for showing that these properties also hold in the case of leakage faults.

Lemma 3 *The 1-EC gadget of Fig. 4(a) satisfies properties 0’, 0-2 when the circuit is subjected to regular errors. Furthermore, the following two facts also hold: (a) If j labels the qubit inside the block where the fault acts, then the output deviates from the codespace by at most a weight-one operator acting on the j -th qubit inside the block, and (b) if instead of a single fault a sequence of faults occur all acting on the j -th qubit inside the block (or j -th qubits across blocks), then property 0’ is still satisfied and the conclusion of fact (a) is also true.*

Proof: (We will only sketch the proof since the technical details have appeared elsewhere.) This error-correction method has been discussed extensively in the literature and it is clear that it satisfies basic

⁴The CNOT 1-exRec contains 575 locations [AGP05]. As discussed in §3.2, in the CNOT LRU-1-exRec, LRUs need only be placed inside the four error-corrections. Using the circuit of Fig. 5(b), each LRU-1-EC contains $4 \times 7 = 28$ LRUs each with 6 locations if LRUs are implemented by teleportation.

⁵We note that the LRUs in Fig. 4(b) followed by CNOT gates could of course be implemented by teleportation of the CNOT gate [GC99].

fault-tolerance properties 0-2 (e.g., see [Ste97], or [AGP05] for a recent review). Property 0' follows from a technical argument given in [AGP05]. From the development of this argument fact (a) follows. For fact (b), we note that the failure of a sequence of locations all acting on the j -th qubit inside a block or across blocks is mathematically equivalent to the ideal execution of all operations in those locations except for the final one ⁶. Thus, the situation is equivalent to having a single fault in this final location, from which property 0' and the conclusion of fact (a) follow. \square

We can now show that the LRU-1-EC gadget of Fig. 4(b) satisfies properties 0', 0-2. For properties 1 and 2, note that if all LRU-0-StrRecs contained in it are good then all LRUs and 0-Ga's are executed ideally. Therefore, as a first step, any leaked inputs will return to the system-space by the LRUs applied transversally to the data block. Any leakage errors are thus converted to regular errors and the rest of the gadget implements an ideal 1-EC. Since this gadget satisfies the properties for regular faults, it follows that it will return any input to the codespace (property 1) or correct any weight-one errors (property 2).

Properties 0', 0 assume that the LRU-1-EC gadget contains one bad LRU-0-StrRec. Consider where this bad LRU-0-StrRec may have occurred. First, if it is one (say the j -th) of the seven transversal LRU-0-StrRecs, then it includes a LRU applied on one qubit of the input data. But, all other LRU-0-StrRecs are good, and so any possible leakage errors on other data qubits are converted to regular errors. Furthermore, due to transversality, this bad LRU-0-StrRec cannot propagate errors to other qubits within the block. We can insert $\mathfrak{L}\mathfrak{R}\mathfrak{U} * \mathfrak{L}\mathfrak{R}\mathfrak{U}^{-1}$ pairs *before* every 0-Ga or LRU, and also *after* the 0-CNOT acting on the output block inside this bad LRU-0-StrRec. As in the proof of Lemma 2, this allows us to interpret each operation inside the bad LRU-0-StrRec as a faulty 0-Ga acting in the system-space. Thus, we obtain a sequence of regular faults all acting on the j -th qubits inside the data and ancilla blocks, and we can invoke fact (b) from Lemma 3 for regular faults. The output of the LRU-1-EC gadget will therefore be as required by properties 0', 0 for regular faults, with the difference that an additional leakage fault may occur on this same location inside the block due to the presence of the $\mathfrak{L}\mathfrak{R}\mathfrak{U}^{-1}$ in the $\mathfrak{L}\mathfrak{R}\mathfrak{U} * \mathfrak{L}\mathfrak{R}\mathfrak{U}^{-1}$ pair we have inserted after the 0-CNOT acting on the output block. Overall, for any input, the output will deviate by at most a weight-one regular or leakage error-operator from the codespace (property 0'). If the input has no errors, then the output can have either a regular or a leakage error (property 0), where they both act on the same location inside the block.

On the other hand, one of the four encoders which form LRU-0-StrRecs could be bad. For instance, assume the bad LRU-0-StrRec is the encoder of the *verified* $|\bar{0}\rangle$ ancilla. All other LRU-0-StrRecs being good, possible leakage errors in the input data will be converted to regular errors by the LRUs acting on the data block which have no faults. Furthermore, the transversal LRUs immediately following the bad encoder will also operate ideally. Therefore they will convert any leakage errors to regular errors and return the state at point 'A' in Fig. 4(b) to the system-space. What will this state at point 'A' be? In general it can be an arbitrary qubit state, because even a single leakage fault inside the encoder can effectively make more than one 0-Ga fail in an unspecified way. However, note that *any* such state ρ_A can be expressed as a linear combination of *pure* states in the codespace $|\bar{\psi}\rangle$ acted by Pauli operators $E_i \in \{I, \sigma_x, \sigma_y, \sigma_z\}^{\otimes 7}$ and tensored with arbitrary (unnormalized) states $|a\rangle_E$ in some environment E.

$$\rho_A \rightarrow \sum_i E_i |\bar{\psi}\rangle \otimes |i\rangle_E \quad (9)$$

Moreover, because the $[[7,1,3]]$ is based on a perfect classical Hamming code, each E_i error operator can be written as the product of a σ_x error on at most one qubit and/or a σ_z error on at most one (possibly different) qubit in the block tensored with the identity on the other qubits. Given that the state then passes the verification test that uses a second fault-free verifier ancilla, the superposition in Eq. (9) collapses to the sum of terms which yield trivial syndrome for σ_x errors, i.e. $\sum_{i'} E_{i'} |\bar{\psi}'\rangle \otimes |i'\rangle_E$ where $E_{i'}$'s contains no σ_x errors. Verification also measures the encoded $\bar{\sigma}_z$ operator and accepts if the eigenvalue is +1, so that $|\bar{\psi}'\rangle = |\bar{0}\rangle$ for all terms in the sum. Overall, for any state at point 'A', the state obtained after verification

⁶Each faulty operation can be viewed as the ideal operation followed by some (arbitrary) fault-operator. This fault-operator can be purified by introducing an environment system, and its action on the system can be expanded in the basis of Pauli operators. Each term in this expansion can then be commuted through the following ideal operations resulting in a fault-operator that acts after the final operation in the sequence. This can be done for all fault-operators separately, resulting in a combined final fault-operator.

deviates from the ideal state $|\bar{0}\rangle$ by a σ_z error on at most one qubit in the block. From this fact properties 0, 0' follow as in the case of regular faults following Lemma 3. Using similar reasoning we can show that the properties hold if the bad LRU-0-Rec is the encoder of the *verifier* $|\bar{0}\rangle$ ancilla. A similar argument also applies for faults in the preparation or verification of the encoded $|\bar{+}\rangle$ ancilla. We have thus shown that the LRU-1-EC gadget in Fig. 4(b) satisfies properties 0', 0-2 for LRU-0-StrRecs.

Before closing this subsection, we would like to discuss an alternative method for error-correction due to Knill [Kni05]. This method of ‘error-correcting teleportation’ is especially advantageous for leakage protection as it includes the teleportation of the input block in a natural way. A circuit diagram of this error-correction method applied to the $[[7,1,3]]$ code is shown in Fig. 5 using an ancilla verification method similar to that in Fig. 4.

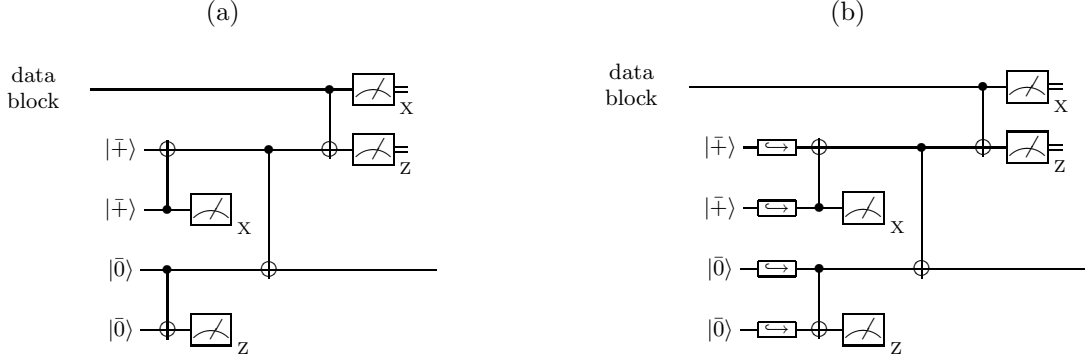


Figure 5: (a) An alternative 1-EC gadget for the $[[7,1,3]]$ code using error-correcting teleportation. An encoded Bell state is prepared starting from verified encoded $|\bar{0}\rangle$ and $|\bar{+}\rangle$ ancillas. Transversal measurements in the Bell basis are then performed between the input data block and one half of the encoded ancilla. (b) The corresponding LRU-1-EC gadget. The number of LRU-1-StrRecs is the same as in Fig. 4(b), but note that no LRUs are required on the input block which is here naturally teleported to fresh output qubits.

A counterpart of Lemma 3 also applies to the 1-EC gadget of Fig. 5(a), since this error-correction method has the same transversality properties as that in Fig. 4(a). Properties 0', 0-2 for the LRU-1-EC gadget in Fig. 5(b) follow by a similar line of reasoning as before. Namely, when all LRU-1-StrRecs in this LRU-1-EC gadget are good, and therefore all 0-Ga's and LRUs are executed without faults, this method is formally equivalent (see [Kni05]) to the teleportation of each qubit of the data block succeeded by error-correction on the teleported block. Hence, when this LRU-1-EC gadget contains no bad LRU-1-StrRecs, it will take any arbitrary input to an output in the codespace (property 1), and an input with at most one leakage or regular error to an output without errors (property 2).

Let instead one of the seven transversal LRU-0-StrRecs be bad. Then we can insert $\mathcal{L}\mathcal{M} * \mathcal{L}\mathcal{M}^{-1}$ pairs as before and we can invoke a counterpart to Lemma 3 to show that the output block will deviate by at most a weight-one regular or leakage error-operator acting on the same location in the block as the bad LRU-0-StrRec. This proves property 0' if the input is arbitrary, and property 0 if the input has no errors.

On the other hand, let one ancilla encoder be a bad LRU-0-StrRec. As in the case of Steane error-correction, because of the LRUs and verification this will be equivalent to having one regular error in the verified ancilla (Pauli σ_z in the encoded $|0\rangle$ or σ_x in the encoded $|+\rangle$). Any leakage errors in the data block will be converted to regular errors due to the action of the error-free LRUs on the input block. In the absence of any remaining leakage faults, properties 0', 0 therefore follow as for regular faults.

3.2.2 Fault-tolerant encoded gates, preparation and measurement

The $[[7,1,3]]$ code has the property that Clifford-group LRU-1-Ga gadgets are realized by transversal Clifford-group operations (e.g., the encoded Hadamard is $\bar{H} = H \otimes H \otimes \dots \otimes H$). It is then easy to see that stretching these transversal LRU-0-Recs to join them up with LRU-0-Recs in the preceding LRU-1-Rec can be done while still satisfying properties 3 and 4. Thus in this case, we stretch rectangles beyond the boundary of the

LRU-1-Rec. Indeed, due to transversality, a leakage or regular error input to the LRU-1-Ga cannot propagate to more than one location in each output block even if LRUs are omitted (property 3), and certainly one transversal LRU-0-Rec failing cannot cause a leakage or regular error in more than one location per block (property 4).

If all LRU-1-Ga's realize Clifford-group operations, it follows that the only possible LRUs on the data are the ones inside error-correction. And furthermore, if error-correction is implemented via teleportation as in Fig. 5(b), then LRUs need only act on the ancilla states and never on the data! In fact, it is possible to restrict to Clifford-group LRU-1-Ga's and complete quantum universality using an extra non-stabilizer ancilla-preparation 1-exRec (e.g., see §7.3 in [AGP05]).

Figure 6(a) shows an encoding 1-exRec for the $|\bar{A}_{\pi/4}\rangle$ ancilla (the +1 eigenstate of $\bar{T}\bar{\sigma}_x\bar{T}^\dagger$) that can be used to implement the encoded non-Clifford $\bar{T} \equiv \exp(-i\frac{\pi}{8}\bar{\sigma}_z)$ rotation. Computation proceeds by first encoding a $|\bar{0}\rangle$ ancilla. Then, a measurement is performed of $\bar{T}\bar{\sigma}_x\bar{T}^\dagger$ which equals $T^\dagger\sigma_xT$ acting transversally on the block. This transversal measurement is realized using a cat state $|\text{cat}\rangle \equiv (|0\rangle^{\otimes 7} + |1\rangle^{\otimes 7})/\sqrt{2}$ which is verified against σ_x errors using a second verifier cat state. The verified cat state interacts via transversal CNOTs with the top block, and then all its qubits are measured transversally in the σ_x basis. The parity of the measurement outcomes yields the eigenvalue of the measured encoded operator. To achieve fault-tolerance, the measurement is then repeated using another verified cat state, after error-detection is done intermediately. The $|\bar{A}_{\pi/4}\rangle$ preparation with this 1-exRec is non-deterministic, as the state is rejected if either an error is detected between the two encoded measurements, or the two eigenvalues of the measured encoded operator disagree.

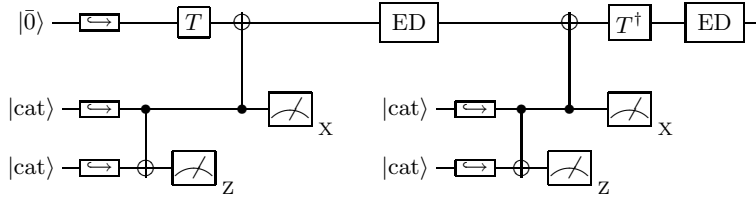


Figure 6: A LRU- $|\bar{A}_{\pi/4}\rangle$ -exRec for the $[[7,1,3]]$ code. ‘ED’ denotes a 1-EC gadget, e.g. that in Fig. 4 or 6, used in error-detection mode. T and T^\dagger denote the application of these gates transversally in the block. The particular verification scheme has been chosen for simplicity in order for the encoding circuit of the cat states (not shown) to contain no LRUs.

Property 4' holds for the circuit in Fig. 6 because of transversality and by virtue of our method for cat-state verification. More specifically, if a leakage fault occurs inside a cat-state encoding circuit, then we can again purify the noisy state after the subsequent LRUs as in Eq. (9). Upon passing verification, the verified cat state can only deviate from the ideal state by a σ_z error on some qubit, which cannot lead to a failure of the 1-exRec as the eigenvalue of $\bar{T}\bar{\sigma}_x\bar{T}^\dagger$ is measured twice. Leakage faults in other locations can be treated similarly as in our discussion of LRU-1-ECs, so we will skip the details here.

A LRU-1-preparation gadget for the standard encoded state $|\bar{0}\rangle$ satisfying property 4' can be easily realized by preparing the product state $|0\rangle^{\otimes 7}$ and performing LRU-1-EC (thereby measuring all stabilizer generators and resetting their eigenvalues to +1). If the LRU-1-EC gadget of Fig. 4(b) is used for implementing this error-correction step, then we note that the LRUs acting on the input block (which is now the state $|0\rangle^{\otimes 7}$) can be omitted. Finally, LRU-1-measurement gadgets for measuring in the standard basis satisfying properties 3', 4' can be implemented by transversal measurements which need not be preceded by LRUs.

4 Leakage Faults in Measurement-Based Computation

As we have mentioned, a simple universal implementation of the LRU is quantum teleportation. Since not only quantum states but also quantum gates can be teleported [GC99], it is intriguing to consider combining gate implementation with teleportation in a single computational step. An embodiment of this idea is found in measurement-based computation, most in particular in the celebrated one-way quantum computer model [RB01].

In order to *simulate* a quantum circuit in this model, a certain entangled so-called *graph state* [RBB03] is prepared. Each gate in the quantum circuit is simulated by executing single-qubit measurements in the appropriate time-ordering and bases which can change dynamically and depend on previous outcomes during the simulation.

In the presence of (leakage) noise, the corresponding fault-tolerant quantum circuit can be simulated instead. A threshold theorem for regular (non-Markovian) noise has been proved for this fault-tolerant simulation [ND05, AL05] which is analogous to the threshold theorem for quantum circuit computation. Our goal in this section is to supplement these works and show that leakage reduction is automatically achieved when the graph state is of a specific ‘standard’ form.

To specify this standard form, we consider building the graph state out of basic units that are intended to simulate the two-qubit gate $U = (U_x(\phi_1)U_z(\theta_1) \otimes U_x(\phi_2)U_z(\theta_2))$ CPHASE. Here, $U_x(\phi)$ (resp. $U_z(\theta)$) is a single-qubit rotation around the x -axis (resp. z -axis) by an angle ϕ (resp. θ), and CPHASE acts in the computation basis as CPHASE $|i\rangle \otimes |j\rangle = (-1)^{ij}|i\rangle \otimes |j\rangle$; $i, j \in \{0, 1\}$. Clearly, any quantum computation can be efficiently realized by a sequence of these universal gates. In Fig. 7(a) we show this basic unit in the usual graph-state representation. In Fig. 7(b) we give an example of the composition of two units to simulate a sequence of two 0-Ga’s such as the ones in Fig. 3. We note that this standard form is of great practical interest since it corresponds to the graph states that are non-deterministically constructed in several proposals relating to quantum computation with non-deterministic gates (e.g., [Nie04, BR05, LBB⁺05]).

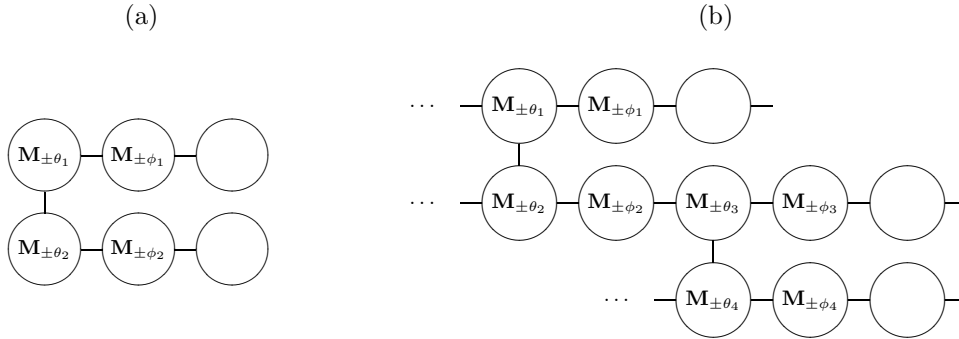


Figure 7: Representation of the graph-state computation. Circles represent qubits initialized in the state $|+\rangle$, vertical and horizontal links denote CPHASE gates, and M_ω denotes a measurement in the equator of the Bloch sphere at an angle ω with respect to the x -axis (i.e., a measurement of the observable $\cos(\omega)\sigma_x + \sin(\omega)\sigma_y$, where σ_x, σ_y are the usual Pauli operators). (a) The basic unit in the standard form of our graph states which realizes the simulation of the gate $(U_x(\phi_1)U_z(\theta_1) \otimes U_x(\phi_2)U_z(\theta_2))$ CPHASE. The \pm signs of the measurement angles are in general determined by the measurement outcomes obtained at previous times. (b) The composition of two basic units to simulate a sequence of two two-qubit gates. For example, this could be the simulation of the two 0-Ga’s in Fig. 3.

The reason for choosing this particular graph-state form as our standard form is that the basic unit of Fig. 6(a) can be viewed as a new type of LRU-0-Rec. Indeed, if its two input qubits are in the system-space, the computation realized by a basic unit is formally equivalent to applying the gate U followed by the teleportation of each input [VC04, AL04, CLN05]. On the other hand, if one of the input qubits is in the leakage-space, then the simulated operation can be arbitrary but nevertheless fresh qubits in the system-space are produced at the output.

This observation shows us that we should consider each basic unit as realizing a LRU-0-Rec where the 0-Ga is *succeeded* by LRUs. Moreover, if this LRU-0-Rec contains no faults, it realizes the ideal operation if its input is in the system-space. In order to give conditions for this to be the case, we will need to define LRU extended rectangles (LRU-0-exRecs) that include an LRU-0-Rec grouped together with its *preceding* LRUs. We can therefore modify Definition 3 as follows (see Fig. 8).

Definition 9 (LRU-0-Recs (revised) and LRU-0-exRecs) *A LRU-0-Rec is a 0-Ga succeeded by LRUs on all its outputs. A LRU-0-exRec is a LRU-0-Rec preceded by LRUs on all its inputs.*

Similar to Definition 4, we can now define LRU-0-exRecs to be *good* when they contain no faults. Then,

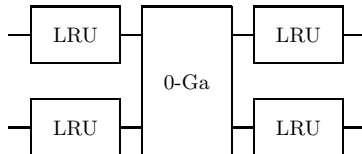


Figure 8: An example of an LRU-0-exRec corresponding to a two-qubit 0-Ga.

it is easy to see that the LRU-0-Rec contained in a good LRU-0-exRec is *correct*, in the sense that applying the LRU-0-Rec and then passing the outputs through ideal LRUs is the *same* as applying the ideal LRUs first, succeeded by the ideal 0-Ga contained in the LRU-0-Rec. Here are the revised definitions of goodness and correctness at level 0.

Definition 10 (LRU Good, Bad, Correct at level 0 for LRU-0-exRecs) *A LRU-0-exRec is bad if it contains one or more leakage or regular faults, otherwise it is good. Two bad LRU-0-exRecs are independent if they are nonoverlapping or if they overlap and the earlier LRU-0-exRec is still bad when the shared LRUs are removed. A LRU-0-Rec is correct if the LRU-0-Rec followed by ideal LRUs is equivalent to the ideal LRUs followed by the ideal 0-Ga. (It follows that the LRU-0-Rec contained in a good LRU-0-exRec is correct, since the good LRU-0-exRec contains no faults and so its leading LRUs operate ideally.)*

The notion of independence is needed to guarantee that for two successive (and therefore overlapping) LRU-0-exRecs to be bad there need to be at least two faults. This becomes important when we next define badness for LRU-1-exRecs as the property of containing at least two bad independent LRU-0-exRecs. Then, the probability of a LRU-1-exRec to be bad is bounded by the product of the probabilities of each LRU-0-exRec being bad, since badness at level 0 can be determined independently for each LRU-0-exRec. Thus, we will define goodness at levels 1 by modifying Definition 5 as follows

Definition 11 (LRU Good and Bad at level 1 for LRU-0-exRecs) *A LRU-1-exRec is bad if it contains two independent bad LRU-0-exRecs, otherwise it is good.*

The notions of independence at levels $k \geq 1$ and goodness at levels $k > 1$ stay as in Definition 5 and we will not repeat them. Similarly, correctness at levels $k \geq 1$ is meant as in Definition 6 without modification.

With these new definitions we can now prove the essential Lemma 2 to show that the LRU- k -Recs contained in good LRU- k -exRecs are correct. The proof will again proceed via the LRU dance maneuver of Fig. 2. As the ideal LRUs march to the left they will transform every good LRU-1-exRec into an ideal 0-Ga and every bad LRU-1-exRec into some faulty 0-Ga. Converting bad LRU-0-exRecs to faulty 0-Ga's is done the same way as in the proof given in §3 by inserting $\mathcal{L}\mathcal{R}\mathcal{U} * \mathcal{L}\mathcal{R}\mathcal{U}^{-1}$ pairs preceding every bad LRU-0-exRec (the *entire* LRU-0-exRec and not just the LRU-0-Rec contained in it). This will result in the truncation of the preceding LRU-0-exRec ⁷. Provided this truncated LRU-0-exRec is good, we can next move the ideal LRUs to the left converting it to a 0-Ga. This 0-Ga differs from the ideal 0-Ga by single qubit rotations acting on the output qubits. ⁸ However, we can insert these single qubit rotations and their inverses and absorb the inverses in the faulty 0-Ga that replaced the bad LRU-0-exRec. This shows that a single bad LRU-0-exRec inside a LRU-1-exRec will effectively result in exactly one faulty 0-Ga inside the 1-exRec. Therefore the rest of the LRU dance maneuver can be completed without change. With these minor modifications we can complete the proof of Lemma 2 which will not be given here in detail.

From Lemma 2 the threshold theorem follows for circuits using LRU-0-exRecs. Combining this result with the proofs given in Refs. [Nie04] and [AL05] we can prove the existence of an accuracy threshold for fault-tolerant circuit simulations using graph states in the standard form of Fig. 6 in the mixed local error model specified in §2.

⁷Note that in the graph-state computation LRUs are realized simultaneously with single-qubit rotations and so removing a LRU will also result in removing the single-qubit gate accompanying it.

⁸Moving ideal LRUs through good truncated LRU-0-exRecs is analogous to moving ideal k -decoders through truncated good k -exRecs (see [AGP05]) and can be accomplished in essentially the same way.

5 Discussion

Our fault-tolerance analysis has been based on LRUs implementable by quantum teleportation. In various experimental schemes it may also be possible to *detect* leakage faults. For instance, in optical quantum computation, parity-measurements of the photon occupation number in different modes can be performed which will indicate whether photon loss has occurred [KLM01]. Another example is the detection of photons from a cavity with trapped ions [PGCZ95]. Some leakage detection is also present in the solid-state scheme where a qubit is encoded in a two electron-spin state of a double quantum dot [PJT⁺05]. Such leakage detection can be used in the following ways.

Leakage detection acting on a single or multiple qubits will tell us whether leakage occurred but not necessarily which qubit was affected. If leakage detection is used on ancillas, one can throw away the leaked qubits. If leakage detection is used on data qubits, we can follow by applying teleportations on all qubits that potentially leaked. Or, if leakage detection specifically points to one qubit, we can replace the qubit simply by a fresh physical qubit. If no leakage is detected, we omit teleportation or qubit replacement. Since leakage detection can fail, i.e. qubits can leak but this leakage goes undetected, the latter case of no detected leakage is similar to having a leaky LRU. Thus leakage detection before each gate, or continuously during gates, provides a fault-tolerant way of dealing with leakage.

In particular, if one can detect leakage per qubit, one can define a LDU, a leakage detection unit. The LDU acts as a LRU and in addition gives us a bit that says whether leakage occurred or not. So the idea is to replace LRUs by LDUs inside the LRU-0-Recs or LRU-0-StrRecs. For data qubits, LDUs work as LRUS, but for ancillas we post-select on no detected leakage. Since all single leakage faults events will thus be detected, and because faults in the LDUs themselves can either incorrectly signal leakage detections or at worst cause the LRU-0-Rec in which they are contained to fail, Definition 5 of goodness still applies and Lemma 2 can be proved without modification.

Although our analysis considered fault-tolerant designs based on codes of distance three, potentially better threshold bounds can be obtained by modifying our definitions for higher distance codes. In particular, for a code correcting $t > 1$ errors, LRU-1-gadgets can be constructed that satisfy properties $0'$, 0-4 when a number of t bad LRU-0-Recs occur. Then, Lemma 2 can be proved using the LRU dance maneuver of Fig. 2 and the corresponding lemma for regular faults proved in Ref. [AGP05].

It is clear that error-correction for leakage faults may require frequent teleportation and thus measurement. In many (solid-state) implementations of quantum computation, measurements are slow compared to fundamental gate-times. However, data does not always need to wait for the measurement to finish. For example, the corrective Pauli-gates that are determined by the Bell measurement bits do not have to be done right away; they simply correspond to a change in Pauli frame. If the subsequent operations are Clifford group operations, then we can keep track of this Pauli frame classically. Only when a non-Clifford group operation has to be performed, do we have to implement the corrective Pauli operations. Note that this reasoning is also valid for regular error-correction that uses measurements.

6 Acknowledgements

We would like to thank John Preskill and Daniel Gottesman for allowing us to use some of the figures that appeared in Ref. [AGP05]. We are grateful to Debbie Leung for discussions and encouragement. PA would like to thank the IBM Quantum Information Group for its hospitality and acknowledges support by the Canadian Institute for Advanced Research and by US NSF under grant no. EIA-0086038. BMT acknowledges support by the NSA and the ARDA through ARO contract number W911NF-04-C-0098. Some of our quantum circuit diagrams were made using the Q-circuit \LaTeX macro package by Steve Flammia and Bryan Eastin.

References

- [ABO98] D. Aharonov and M. Ben-Or. Fault-tolerant quantum computation with constant error. In *Proc. 29th Annual ACM Symposium on the Theory of Computation*, page 176, New York, 1998. ACM

- Press. arXive e-print quant-ph/9611025; D. Aharonov and M. Ben-Or (1999), arXive e-print quant-ph/9906129.
- [AGP05] P. Aliferis, D. Gottesman, and J. Preskill. Quantum accuracy threshold for concatenated distance-3 codes. 2005. arXive e-print quant-ph/0504218.
- [AL04] P. Aliferis and D. W. Leung. Computation by measurements: A unifying picture. *Phys. Rev. A*, 70:062314, 2004. arXive e-print quant-ph/0404082.
- [AL05] P. Aliferis and D. W. Leung. Fault-tolerant quantum computation in the graph-state model. 2005. arXive e-print quant-ph/0503130.
- [BLWZ05] M. S. Byrd, D. A. Lidar, L-A Wu, and P. Zanardi. Universal leakage elimination. *Phys. Rev. A*, 71(052301), 2005.
- [BR05] D. E. Browne and T. Rudolph. Resource-efficient linear optical quantum computation. *Phys. Rev. Lett.*, 95:010501, 2005. arXive e-print quant-ph/0405157.
- [CLN05] A. Childs, D. W. Leung, and M. A. Nielsen. Unified derivations of measurement-based schemes for quantum computation. *Phys. Rev. A*, 71:032318, 2005. arXive e-print quant-ph/0404132.
- [DBK⁺00] D. P. DiVincenzo, D. Bacon, J. Kempe, G. Burkard, and K. B. Whaley. Universal quantum computation with the exchange interaction. *Nature*, 408:339–342, 2000.
- [DHN] C. M. Dawson, H. L. Haselgrove, and M. A. Nielsen. Noise thresholds for optical quantum computers. arXive e-print quant-ph/0509060.
- [GC99] D. Gottesman and I. L. Chuang. Demonstrating the viability of universal quantum computation using teleportation and single-qubit operations. *Nature*, 402:390–393, 1999. arXive e-print quant-ph/9908010.
- [Got97] D. Gottesman. *Stabilizer Codes and Quantum Error Correction*. PhD thesis, California Institute of Technology, Pasadena, CA, 1997. arXive e-print quant-ph/9705052.
- [Kit97] A. Kitaev. Quantum computation: Algorithms and error correction. *Russian Math. Surveys*, 52:1191, 1997. arXive e-print quant-ph/9604034.
- [KLM01] E. Knill, R. Laflamme, and G. J. Milburn. Efficient linear optics quantum computation. *Nature*, 409:46, 2001. arXive e-print quant-ph/0006088.
- [KLZ98] E. Knill, R. Laflamme, and W. Zurek. Resilient quantum computation: error models and thresholds. *Proc. R. Soc. Lond. A*, 454:365–384, 1998. arXive e-print quant-ph/9702058.
- [Kni05] E. Knill. Quantum computing with realistically noisy devices. *Nature*, 434:39–44, 2005. arXive e-print quant-ph/0410199.
- [LBB⁺05] Y. L. Lim, S. D. Barrett, A. Beige, P. Kok, and L. C. Kwek. Repeat-until-success quantum computing using stationary and flying qubits. 2005. arXive e-print quant-ph/0508218.
- [Moc04] C. Mochon. Anyon computers with smaller groups. *Phys. Rev. A*, 69(032306), 2004. arXive e-print quant-ph/0306063.
- [MTC⁺05] T. S. Metodi, D. D. Thaker, A. W. Cross, F. T. Chong, and I. L. Chuang. A quantum logic array microarchitecture: Scalable data movement and computation. In *2005 International Symposium of Microarchitecture (MICRO-38)*, 2005. arXive e-print quant-ph/0509051.
- [ND05] M. A. Nielsen and C. M. Dawson. Fault-tolerant quantum computation with cluster states. *Phys. Rev. A*, 71:042323, 2005. arXive e-print quant-ph/0405134.
- [Nie04] M. A. Nielsen. Optical quantum computation using cluster states. *Phys. Rev. Lett.*, 93:040503, 2004. arXive e-print quant-ph/0402005.

- [OMT⁺99] T. P. Orlando, J. E. Mooij, L. Tian, C. H. van der Wal, L. S. Levitov, S. Lloyd, and J. J. Mazo. Superconducting persistent-current qubit. *Phys. Rev. B*, 60(22):15398–15413, 1999.
- [PGCZ95] T. Pellizzari, S. A. Gardiner, J. I. Cirac, and P. Zoller. Decoherence, continuous observation, and quantum computing: A cavity QED model. *Phys. Rev. Lett.*, 75(21):3788–3791, 1995.
- [PJT⁺05] J. R. Petta, A. C. Johnson, J. M. Taylor, E. A. Laird, A. Yacoby, M. D. Lukin, C. M. Marcus, M. P. Hanson, and A. C. Gossard. Coherent manipulation of coupled electron spins in semiconductor quantum dots. *Science*, 309:2180, 2005.
- [Pre98] J. Preskill. Fault-tolerant quantum computation. In H.-K. Lo, S. Popescu, and T. P. Spiller, editors, *Introduction to Quantum Computation*, pages 213–269. World Scientific, Singapore, 1998. arXiv e-print quant-ph/9712048.
- [RB01] R. Raussendorf and H. J. Briegel. A one-way quantum computer. *Phys. Rev. Lett.*, 86(5188), 2001. arXiv e-print quant-ph/0010033.
- [RBB03] R. Raussendorf, D. E. Browne, and H. J. Briegel. Measurement-based computation on cluster states. *Phys. Rev. A*, 68:022312, 2003. arXiv e-print quant-ph/0301052.
- [Sho96] P. Shor. Fault-tolerant quantum computation. In *Proc. 37th Annual Symposium on Foundations of Computer Science*, page 56, Los Alamitos, CA, 1996. IEEE Computer Society Press. arXiv e-print quant-ph/9605011.
- [STD05] K. M. Svore, B. M. Terhal, and D. P. DiVincenzo. Local fault-tolerant quantum computation. *Phys. Rev. A*, 72(022317), 2005. arXiv e-print quant-ph/0410047.
- [Ste97] A. Steane. Active stabilisation, quantum computation and quantum state synthesis. *Phys. Rev. Lett.*, 78(2252):2252, 1997. arXiv e-print quant-ph/9611027.
- [Ste99] A. Steane. Efficient fault-tolerant quantum computing. *Nature*, 399:124–126, 1999. arXiv e-print quant-ph/9809054.
- [Ste03] A. Steane. Overhead and noise threshold of fault-tolerant quantum error correction. *Phys. Rev. A*, 68(042322), 2003. arXiv e-print quant-ph/0207119.
- [Ste04] A. Steane. How to build a 300 bit, 1Gop quantum computer. 2004. arXiv e-print quant-ph/0412165.
- [TB05] B. M. Terhal and G. Burkard. Fault-tolerant quantum computation for local non-markovian noise. *Phys. Rev. A*, 71(012336), 2005. arXiv e-print quant-ph/0402104.
- [TL00] L. Tian and S. Lloyd. Resonant cancellation of off-resonant effects in a multilevel qubit. *Phys. Rev. A*, 62(050301(R)), 2000.
- [VC04] F. Verstraete and J. I. Cirac. Valence bond solids for quantum computation. *Phys. Rev. A*, 70:060302, 2004. arXiv e-print quant-ph/0311130.