

# Realization of All-or-nothing-type Kochen-Specker Experiment with Single Photons

Yun-Feng Huang\*, Chuan-Feng Li, Yong-Sheng Zhang†, Jian-Wei Pan, and Guang-Can Guo‡  
*Key Laboratory of Quantum Information, University of Science and Technology  
of China, Chinese Academy of Science, Hefei, Anhui, P. R. China, 230026*

Using the spontaneous parametric down-conversion process in a type-I phase matching BBO crystal as single photon source, we perform an all-or-nothing-type Kochen-Specker experiment proposed by Simon *et al.* [Phys. Rev. Lett. **85**, 1783 (2000)] to verify whether noncontextual hidden variables or quantum mechanics is right. The results strongly agree with quantum mechanics.

PACS numbers: 03.65.Bz, 42.50.-P

The problem of hidden variables in quantum mechanics has been discussed for many years. In 1964, Bell derived his inequality [1] to show the contradiction between local hidden variables (LHV) and quantum mechanics (QM). Bell inequality enabled experimental test of hidden variable theories. Since the first experiment by Aspect *et al.* [2], many experiments have been performed to test Bell-type inequalities [3]. Most of the experiments showed that Bell-type inequalities are violated, i.e., quantum mechanics is right. But because of the low detection efficiency, nearly all of these experiments have to take the fair sampling assumption except for a recent experiment by Rowe *et al.* [4] who claimed that they had eliminated the “detection” loophole in their experiment. The contradiction between LHV and QM comes from the fact that for LHV predetermined values must be assigned for observables which are spacelike separated.

For another kind of hidden variables, which is called noncontextual hidden variables (NCHV), an even more stringent demand is given out. That is, the predeter-

mined value for an observable in NCHV does not depend on the experimental context, i.e., which comeasurable observables are measured simultaneously, and spacelike separation is not needed between observables. Without the requirement for spacelike separation between observables, NCHV theories reveal a basic opinion in hidden variable theories more directly, that is, the value we get from one measurement of an observable must be predetermined, whether there are any other comeasurable observables being measured simultaneously must not affect its value.

The Kochen-Specker (KS) theorem [5,6,7] designs a rather complex formulation to show that NCHV is not compatible with quantum mechanics. But for a long time, there is not any experimental disproof of NCHV theories using KS theorem (recently two experiments are completed [8] to test NCHV theories, but they use three particle Greenberger-Horne-Zeilinger (GHZ) theorem and Bell-like inequality). The reasons are pointed out by Cabello and Garcia-Alcaine (CG) in Ref. [9]: (i) The proof of the KS theorem refers to a single individual system but involve noncompatible observables that cannot be measured in the same individual system. (ii) The proof also refers to NCHV theories which share some properties with quantum mechanics. So they are not entirely independent of the formal structure of quantum mechanics.

In Ref. [9], CG proposed an experimental scheme to test KS theorem based on two spin- $\frac{1}{2}$  particles. They

---

\*Email address: hyf@mail.ustc.edu.cn

†Email address: yshzhang@ustc.edu.cn

‡Email address: gcuo@ustc.edu.cn

showed that the proof is completely independent of the formal structure of quantum mechanics. In a recent paper [10], Simon *et al.* present a rather simple experimental scheme to prove that NCHV theories is not compatible with quantum mechanics. Their scheme is feasible with single particles, using both the path and spin degrees of freedom to form a two-qubit system. Comparing with the experiments [3] that have been exhibited to disprove the LHV theories (Except for a recent experiment by Pan *et al.* [11], which tests LHV in a nonstatistical way using three-photon Greenberger-Horne-Zeilinger entanglement), the above two schemes are both nonstatistical tests of the NCHV theories, they provide a very direct all-or-nothing-type demonstration of the contradiction between NCHV theories and QM. These all-or-nothing-type schemes make the real experiments easier to discuss. And because the scheme by Simon *et al.* [10] uses single particles which makes it easier to be performed, we choose this scheme to test the NCHV theories in experiment.

In the following paragraphs we will show our experimental setup and explain it in detail.

In our experiment we use the polarization and path degrees of a single photon to form a two-qubit system, that is different from the original proposal in Ref. [10] which uses spin- $\frac{1}{2}$  particles. This difference does not affect our purpose at all, because photons and spin- $\frac{1}{2}$  particles are completely equivalent in this scheme.

Fig. 1 shows our experimental setup. The single photon source is provided by one photon of the emitted photon pair produced through the spontaneous parametric down-conversion process in a 1-mm thick type-I phase matching BBO crystal, which is pumped by a 351.1 nm

laser beam (100 mW) produced by an Ar<sup>+</sup> laser (Coherent, Sabre, model DBW25/7). The other photon of the pair is detected as a trigger, and the coincidence rates are recorded as the experimental data. This makes sure that the recorded data is provided by single photons from the emitted photon pairs, not by other noises. A time window of 5 ns is chosen to capture true coincidences and photons are detected by single photon detectors ( $D0 \sim D8$ )—silicon avalanche photodiodes (EG&G, SPCM-AQR), with efficiencies of  $\sim 70\%$  at 702.2 nm and dark counts of order  $25 \text{ s}^{-1}$ , each is placed after a 4.6 nm interference filter (IF) and a  $40\times$  lens.

To make Fig. 1 easier to discuss, we will now describe the scheme. In the scheme four observables  $Z_1$ ,  $X_1$ ,  $Z_2$  and  $X_2$  are considered, where the subscript 1, 2 denote the path and polarization qubit respectively. Each of the observables has possible values  $+1$  or  $-1$ . In the language of quantum mechanics, we prepare a single photon in a two-qubit state  $|\Psi\rangle$  using its path and polarization degree

$$|\Psi\rangle = \frac{1}{\sqrt{2}}(|u\rangle|z+\rangle + |d\rangle|z-\rangle), \quad (1)$$

where  $|u\rangle$  and  $|d\rangle$  denote the “up” and “down” paths of the photon after a beamsplitter,  $|z+\rangle$  and  $|z-\rangle$  denote the “vertical” and “horizontal” polarization states of the photon. The four observables  $Z_1$ ,  $X_1$ ,  $Z_2$  and  $X_2$  are represented by [10]

$$\begin{aligned} Z_1 &= |u\rangle\langle u| - |d\rangle\langle d|, \\ X_1 &= |u'\rangle\langle u'| - |d'\rangle\langle d'|, \\ Z_2 &= |z+\rangle\langle z+| - |z-\rangle\langle z-|, \\ X_2 &= |x+\rangle\langle x+| - |x-\rangle\langle x-|, \end{aligned} \quad (2)$$

where  $|u'\rangle = \frac{1}{\sqrt{2}}(|u\rangle + |d\rangle)$ ,  $|d'\rangle = \frac{1}{\sqrt{2}}(|u\rangle - |d\rangle)$ ,  $|x+\rangle = \frac{1}{\sqrt{2}}(|z+\rangle + |z-\rangle)$ ,  $|x-\rangle = \frac{1}{\sqrt{2}}(|z+\rangle - |z-\rangle)$ .

We can learn from  $|\Psi\rangle$  that the measurement of  $Z_1Z_2$  and  $X_1X_2$  will both get the results of  $+1$ . And when we perform the joint measurement of  $Z_1X_2$  and  $X_1Z_2$ , QM predicts that the results of them will definitely be opposite [10].

On the other hand, in the language of NCHV theories, the scheme can be described as below: First we prepare many systems (the single photons) in a certain way and show that for four observables  $Z_1, Z_2, X_1, X_2$  (defined by certain experimental operations) these systems all have the property that the results of measurements of  $Z_1Z_2$  and  $X_1X_2$  both equal to  $+1$ . Then for systems prepared in the same way, we perform the joint measurement of  $Z_1X_2$  and  $X_1Z_2$ . NCHV theories predict that the results of  $Z_1X_2$  and  $X_1Z_2$  will surely be equal [10] and this leads to the contradiction with QM. So our task is to prepare such systems and perform a joint measurement of  $Z_1X_2$  and  $X_1Z_2$  to determine whether QM or NCHV theories give the right answer. In the following we will show that the setup in Fig. 1 can be used for this task.

In Fig. 1, one photon of the pair is detected by  $D0$  as a trigger. The other photon is prepared in the required state (described as  $|\Psi\rangle$  in QM) by a properly rotated half-wave plate (HWP0), and a polarizing beamsplitter (PBS0)—each PBS in Fig. 1 is set to reflect vertical polarization photons. For the symmetry of the setup in Fig. 1, in the following we will first discuss the interferometer formed by PBS0 and BS1 in detail and then briefly discuss the other interferometer formed by PBS0 and BS2.

To make things clear in NCHV theories, now we shall give the definitions of  $Z_1, Z_2, X_1$  and  $X_2$  in an operational way. Corresponding to the definitions in Equation (2), we can easily get that: (i).  $Z_1$  means in which

path after PBS0 we find the photon, “up  $(+1)$ ” or “down  $(-1)$ ”. (ii).  $Z_2$  is the measurement of polarization of the photon, “vertical  $(+1)$ ” or “horizontal  $(-1)$ ”. (iii).  $X_1$  means that when the “up” and “down” path length between PBS0 and BS1 equals, we find the photon in “up” or “down” path after BS1 (because the interference on a BS performs a Hardmard transformation of the path qubit). (iv).  $X_2$  means that the photon is polarized at  $+45^\circ$   $(+1)$  or  $-45^\circ$   $(-1)$  away from the horizontal direction.

From the above definitions, we can easily see that the property  $Z_1Z_2 = +1$  of the prepared photons is decided by the performance of HWP0 and PBS0. Because the rather good quality of our PBS’es (extinction ratio of the order  $10^{-5}$ ) and HWPs ( $\Delta\theta = 0.2^\circ$ ), we can regard that the prepared photons just have the property  $Z_1Z_2 = +1$ .

To decide whether  $X_1X_2 = +1$  or  $-1$  for our prepared single photons, an equal-arm interferometer formed by PBS0 and BS1 is used to measure  $X_1$ ; HWP3 (set at  $+22.5^\circ$ ) followed by PBS3 both with HWP4 (set at  $+22.5^\circ$ ) followed by PBS4 are used to measure  $X_2$ . While working together, they can measure  $X_1X_2$ . When measuring  $X_1X_2$ , HWP1 and HWP2 are set at  $0^\circ$  to just let the photons pass without changing its polarization state. We name the above setup as Setup1 in the following.

The setup of joint measurement of  $Z_1X_2$  and  $X_1Z_2$  is very similar with Setup1, the only difference is that HWP1 and HWP2 are respectively set at  $+22.5^\circ$  and  $-67.5^\circ$  to perform the measurement of  $X_2$  (with PBS1 and PBS2). In the original setup [10] two more HWPs should be placed, one between PBS1 and BS1, the other between PBS2 and BS1 to rotate the polarization of the photon to  $+45^\circ$  and  $-45^\circ$  respectively for the measure-

ment of  $X_2$  (In fact, we also need two more HWPs between PBS1, PBS2 and BS2 for the same reason. But we will not discuss it because of their similarity). On the other hand, HWP3 and HWP4 should be set at angle  $0^\circ$  to measure  $Z_2$ . But in the concept of a  $+45^\circ$  rotation of our polarization measurement basis, the setup that HWP3 and HWP4 at  $+22.5^\circ$  (without two more HWPs) will not result in any change in the recorded data compared with the original setup. So, the setup of HWP1 and HWP2 respectively at  $+22.5^\circ$  and  $-67.5^\circ$  will complete the last step in our task, that is, to decide whether  $Z_1X_2$  equals to  $X_1Z_2$  or not. We name this setup as Setup2. We note here that it is important to make sure that in Setup2 the two interferometers formed by PBS0 and BS1 (BS2) are both “equal-arm”. The measurement of  $X_1X_2$  using Setup1 can tell us whether the interferometer formed by PBS0 and BS1 is “equal-arm” in Setup1, so we only need to smoothly change the setup from Setup1 to Setup2 to make sure the “equal-arm” property of the interferometer of PBS0 and BS1. For the other interferometer (PBS0 and BS2), we can use a similar method, i.e., we set HWP1 and HWP2 both at  $+45^\circ$  to make all the photons change their way to BS2. Then we can use the interferometer (BS2) to measure  $X_1X_2$  (HWP5 and HWP6 both set at  $+22.5^\circ$ ) and make sure its “equal-arm” property in Setup2. We call this setup as Setup1’.

It can be verified [10] that if QM is right, only  $D1$ ,  $D3$ ,  $D5$ ,  $D7$  will detect photons in Setup2 when only  $D2$ ,  $D4$  ( $D6$ ,  $D8$ ) have detected photons in Setup1 (Setup1’). While for NCHV theories only  $D2$ ,  $D4$ ,  $D6$ ,  $D8$  will detect photons in Setup2. Thus this is an all-or-nothing-type experiment.

Because of the limitation of our devices, we didn’t record all the coincidence rates of  $D0$  and  $D1 \sim D8$  at the same time. Instead, each time we only record one of them. But the experiment process of the eight cases are almost the same.

Now we will describe the experiment process.

For the first step we use Setup1 (Setup1’). The interferometer’s arm-length is tuned so that it reaches its minimal value at  $D1$ ,  $D3$ ,  $D5$ ,  $D7$  (while reaches its maximal value at  $D2$ ,  $D4$ ,  $D6$ ,  $D8$ ). This result shows that the prepared photons have the property of  $X_1X_2 = +1$ , which can be easily deduced from the operational definitions for the four observables above (For example, the minimal value at  $D1$  can be regarded as no photon detected by  $D1$  in spite of the imperfections in experiment. So,  $X_1 = -1$  and  $X_2 = -1$ ). In the second step, we smoothly change Setup1 (or Setup1’ for the case of  $D5$ ,  $D6$ ,  $D7$ ,  $D8$ ) to Setup2, just by rotating HWP1 and HWP2 to  $+22.5^\circ$  and  $-67.5^\circ$  respectively with a specially designed mechanical device, and record the correspondent coincidence rates. If now the interferometer reached its maximal (minimal) value in  $D1$ ,  $D3$ ,  $D5$ ,  $D7$  ( $D2$ ,  $D4$ ,  $D6$ ,  $D8$ ), we know that  $Z_1X_2 = -1$  ( $+1$ ) and  $X_1Z_2 = +1$  ( $-1$ ) [12], that means QM is right.

The recorded coincidence rates between  $D0$  and  $D1 \sim D8$  are shown in Fig. 2, from  $D1$  to  $D8$ . The vertical axis is the recorded coincidence rates and the horizontal axis is the time axis of performing the experiments. We can see that each figure in Fig. 2 has three stages along the time axis. In the first stage, the setup is in Setup1 (or Setup1’ for  $D5$ ,  $D6$ ,  $D7$ ,  $D8$ ) and the coincidence rates are stable at the interferometer’s minimal value for  $D1$ ,  $D3$ ,  $D5$ ,  $D7$  maximal value for  $D2$ ,  $D4$ ,  $D6$ ,  $D8$ . That shows

$X_1X_2 = +1$  for the prepared photons. In the second stage, the setup has been changed to Setup2 (The time of changing setup is only about  $2s$ ), and the recorded coincidence rates are stable at the interferometer's maximal value [13] for  $D1, D3, D5, D7$  or minimal value for  $D2, D4, D6, D8$ , that shows  $Z_1X_2$  is opposite to  $X_1Z_2$ . In the third stage, the setup is again in Setup1 (Setup1') and the recorded rates recover to the same level as those in the first stage, that means our system is stable and controllable during the experiment (In fact, the stable time of the interferometer is about 5 minutes).

Fig. 3 is the analyzed experiment results. It shows to what extent our results violate the prediction of NCHV theories.

As Simon *et al.* pointed out in Ref. [10], the appearance of the paradox in this experiment is related to the superposition principle, so choosing the right angle of HWP1 and HWP2 is very important. If we set HWP1 and HWP2 both at  $+22.5^\circ$  or  $-67.5^\circ$  in Setup2, theoretical analysis and further experiment show that the results would not lead to contradiction between QM and NCHV theories.

An important problem which may lead to argument on this experiment is that whether the finite precision measurement would nullify the demonstration in this paper. This kind of problem in Kochen-Specker-type experiments was first argued by Meyer [14], who claimed that the Kochen-Specker theorem was “nullified” in real experiments because of the unavoidably finite measurement precision. Kent [15] generalized his work and came to a similar conclusion.

In response, Simon *et al.* [16] demonstrated in an entirely operational way that even when the finite mea-

surement precision is taken into account, NCHV theories still can be excluded from Kochen-Specker theorem. In a recent paper [17], Cabello also proved that only finite measurement precision is needed to disprove NCHV theories in real Kochen-Specker experiments. Because in our experiment only four observables  $Z_1, X_1, Z_2, X_2$  are measured, following the analysis in Ref. [16], the Kochen-Specker set is

$$\{\{Z_1, Z_2\}, \{X_1, X_2\}, \{Z_1X_2, X_1Z_2\}\}. \quad (3)$$

The contradiction comes from the fact that the set is constructed in such a way that there is no way to assign predetermined values to  $Z_1, X_1, Z_2, X_2$  to make the measurement values of the pairs in set (3) all satisfy the predictions of QM. The number of measurements in the set is  $N = 3$ . So the error fraction  $\epsilon \leq \frac{1}{3}$  can satisfy the requirement to disprove NCHV theories in this experiment, that is, the photons that violate the prediction of QM must be less than  $\frac{1}{3}$  of all photons. And Fig. 3 has shown that  $\epsilon$  is about 0.19 in our experiment. In this way, we can still come to our conclusion that this experiment disproves the NCHV theories in a nonstatistical way.

In conclusion, we have performed an all-or-nothing test of NCHV theories using a simple Kochen-Specker theorem model and the results proves that quantum mechanics is right.

This work was funded by National Fundamental Research Program (2001CB309300), National Natural Science Foundation of China, the Innovation funds from Chinese Academy of Sciences, and also by the outstanding Ph. D thesis award and the CAS's talented scientist award entitled to Luming Duan. This work was also supported by the CAS's (Chinese Academy of Sciences) talented young scientist award entitled to Jian-Wei Pan.

- 
- [1] J. S. Bell, Physics(Long Island City, N. Y.) **1**, 195 (1964).
  - [2] A. Aspect, J. Dalibard, and G. Roger, Phys. Rev. Lett. **49**, 1804 (1982).
  - [3] Y. H. Shih and C. O. Alley, Phys. Rev. Lett. **61**, 2921 (1988); J. G. Rarity and P. R. Tapster, Phys. Rev. Lett. **64**, 2495 (1990). P. G. Kwiat, K. Mattle, H. Weinfurter, A. Zeilinger, A. V. Sergienko, and Y. H. Shih, Phys. Rev. Lett. **75**, 4337 (1995); G. Weihs, T. Jennewein, C. Simon, H. Weinfurter, and A. Zeilinger, Phys. Rev. Lett. **81**, 5039 (1998).
  - [4] M. A. Rowe, D. Kielpinski, V. Meyer, C. A. Sackett, W. M. Itano, C. Monroe & D. J. Wineland, Nature **409**, 791 (2001).
  - [5] S. Kochen and E. P. Specker, J. Math. Mech, **17**, 59 (1967).
  - [6] N. D. Mermin, Phys. Rev. Lett. **65**, 3373 (1990); A. Peres. Phys. Lett. A **151**, 107 (1990); N. D. Mermin, Rev. Mod. Phys. **65**, 803 (1993); A. Cabello and G. Garcia-Alcaine, J. Phys. A **29**, 1025 (1996); A. Cabello, J. M. Estebanaranz, and G. Garcia-Alcaine, Phys. Lett. A **212**, 183 (1996); Phys. Lett. A **218**, 115 (1996).
  - [7] A. Cabello, Phys. Rev. Lett. **87**, 010403 (2001).
  - [8] M. Michler, H. Weinfurter, and M. Zukowski, Phys. Rev. Lett. **84**, 5457 (2000).
  - [9] A. Cabello, G. Garcia-Alcaine, Phys. Rev. Lett. **80**, 1797 (1998).
  - [10] C. Simon, M. Zukowski, H. Weinfurter, and A. Zeilinger, Phys. Rev. Lett. **85**, 1783 (2000).
  - [11] Jian-Wei Pan, D. Bouwmeester, M. Daniell, H. Weinfurter and A. Zeilinger, Nature **403**, 515 (2000).
  - [12] In detail, when  $D1$  gets maximum value, we can conclude the values of the four observables:  $Z_1 = +1$  ( $|u\rangle$ ),  $X_2 = -1$  ( $-45^\circ$ ) or  $Z_1 = -1$  ( $|d\rangle$ ),  $X_2 = +1$  ( $+45^\circ$ ), that is,  $Z_1 X_2 = -1$ ; and  $X_1 = -1$  ( $|d'\rangle$ ),  $Z_2 = -1$  (Horizontal), which means  $X_1 Z_2 = +1$ .
  - [13] In Setup2 the maximal value in  $D1$ ,  $D3(D5, D7)$  of the interferometer is only half of that in Setup1(Setup1') because half of the photons are detected by  $D5 \sim D8(D1 \sim D4)$ . The maximal value of  $D1$ ,  $D3(D5, D7)$  in Setup1(Setup1') is about  $750 \text{ s}^{-1}$ , so the maximal value in Setup2 is about  $375 \text{ s}^{-1}$ .
  - [14] D. Meyer, Phys. Rev. Lett. **82**, 3751 (1999).
  - [15] A. Kent, Phys. Rev. Lett. **83**, 3755 (1999).
  - [16] C. Simon, C. Brukner, and A. Zeilinger, Phys. Rev. Lett. **86**, 4427 (2001).
  - [17] A. Cabello, e-print quant-ph/0104024.

### Figure Captions:

Figure 1: Experimental setup of Setup1 (Setup1') and Setup2. For Setup1 (Setup1'), HWP1 and HWP2 are both set at  $0^\circ$  ( $+45^\circ$ ). For Setup2, HWP1 is set at  $+22.5^\circ$ , and HWP2 is set at  $-67.5^\circ$ .

Figure 2: Recorded coincidence rates of  $D0$  and  $D1 \sim D8$  in the experiment process. The vertical axis is the coincidence rates ( $\text{s}^{-1}$ ) and the horizontal axis is the time axis (s) of performing the experiment.

Figure 3: Analyzed experiment results. Result 1 is the fraction of total coincidence rates that agree with QM, that is the probability of finding the photon in  $D1$ ,  $D3$ ,  $D5$ , or  $D7$  in Setup2. Result 2 is the fraction that agree with NCHV, that is the probability of finding the photon in  $D2$ ,  $D4$ ,  $D6$ , or  $D8$  in Setup2. The difference between result 1 and result 2 shows the violation against NCHV theories in our experiment.

PBS: Polarizing Beamsplitter  
HWP: Half Wave Plate  
BS: Beamsplitter  
D: Single Photon Detector

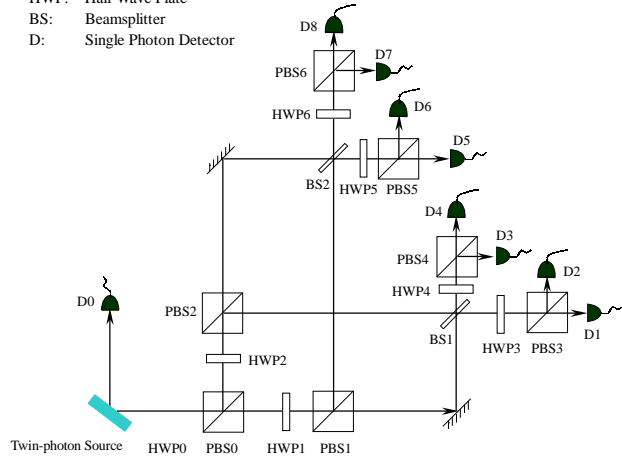


Figure 1.

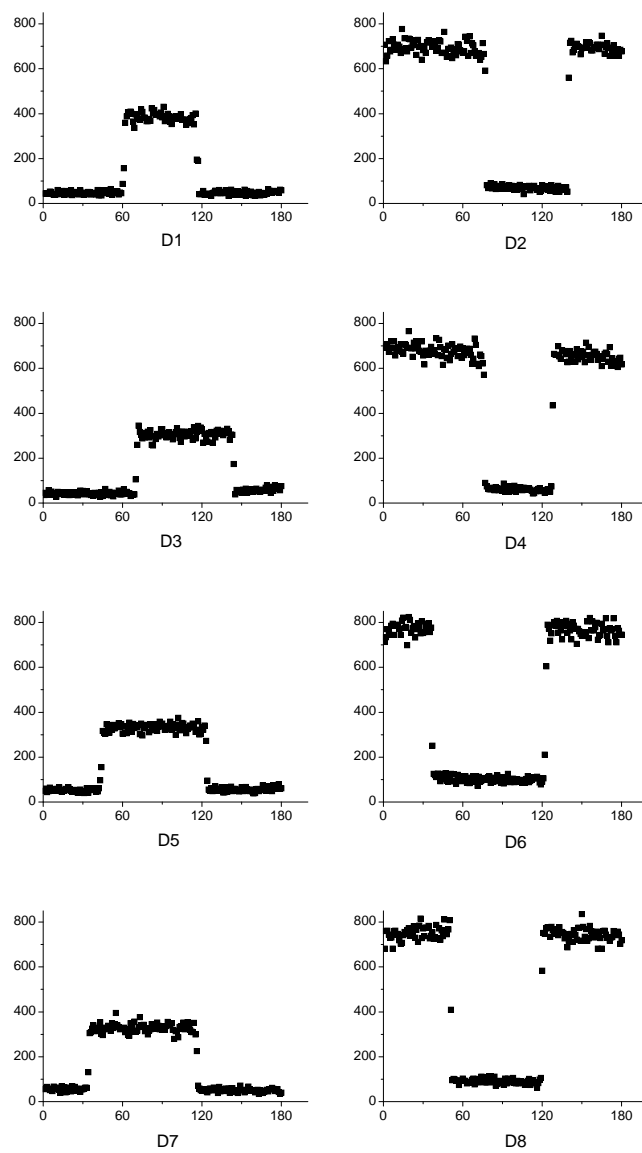


Figure 2.



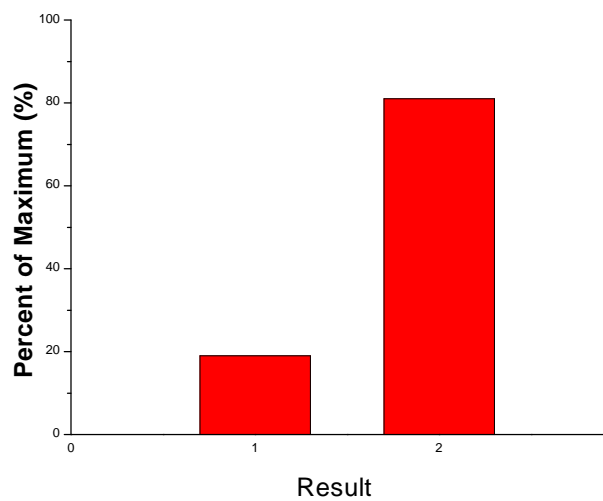


Figure 3.