

# On Bell's Paradox

Bart Jongejan

*Cæciliavej 31, 2500 Valby, Denmark*

*Electronic address: bart@cst.ku.dk*

The correlations between the outcomes of pairs of spin component measurements on particles in the singlet state exist and can be observed independently of any a priori given frame of reference. We can even construct a frame of reference that is based on these correlations. This observation-based frame of reference is equivalent to the customary a priori given frame of reference of the laboratory when describing real Bohm-Aharonov experiments.

J.S. Bell has argued that local hidden parameter theories that reproduce the predictions of Quantum Mechanics cannot exist, but the counterfactual reasoning leading to Bell's conclusion is physically meaningless if the frame of reference that is based on spin component measurements is accepted as the backdrop for Bohm-Aharonov experiments.

The refutation of Bell's proof opens up for the construction of a viable hidden parameter theory. A model of a spin  $\hbar/2$  particle in terms of a non-flat metric of space-time is shown to allow the predictions of quantum mechanics in the Bohm-Aharonov experiment to be reproduced, without introducing non-locality.

PACS numbers: 03.65.Bz, 02.40.Ky, 04.20.Gz

## I. HIDDEN VARIABLES

### A. The Einstein, Podolsky and Rosen *Gedanken* experiment

Einstein, Podolsky and Rosen (EPR) [1] argued that quantum mechanics is an incomplete theory. Their reasoning was that two non-commuting quantities, such as momentum and position of one of the particles, can be determined by measuring one of the quantities directly and by deriving the value of the other quantity from the outcome of the measurement of that quantity on the other particle in the pair. Bohr [2] opposed to this idea.

Bohm and Aharonov [3] devised a version of the EPR *Gedanken* experiment that has been the focus of much theoretical and experimental work. In their experiment, the measurements are done on pairs of spin  $\hbar/2$  particles that are prepared in the singlet state, which is a quantum state that does not hold any information about the directions of the spins of the individual particles.

In the Bohm-Aharonov experiment the particles fly apart toward two widely separated observation posts, where they traverse the gaps of Stern-Gerlach magnets. During such a traversal, due to a coupling between the particle's intrinsic spin and the longitudinal gradient of the magnetic field, the particle's path is bent either away from or toward the pole where the magnetic field is strongest. Each particle finally hits one of two detectors, depending on which route it took. One of the detectors only records particles that had spin up ( $\uparrow$ ), while the other only records those with spin down ( $\downarrow$ ), "up" and "down" being defined relative to the Stern-Gerlach magnet. The detectors are fixed to their respective Stern-Gerlach magnets, so that the directions that are "up" and "down" rotate together with the freely orientable Stern-Gerlach magnets.

### B. Can counterfactual considerations complete the description of physical reality?

Employing arguments of the type that EPR used to show that quantum mechanics cannot be complete, J.S. Bell [4] showed that any theory that reproduces the predictions made by quantum mechanics and yet is more complete than quantum mechanics necessarily postulates instantaneous action at a distance. In other words, the kind of theories that Einstein envisaged as successors to quantum mechanics would be difficult to reconcile with relativity theory, which champions locality and does not allow any signal to travel faster than light.

Bell's proof is dependent on counterfactual propositions. A counterfactual proposition assigns a determinate value to a quantity that could have been directly observable, but is not, typically because another, incommensurable quantity is measured. In the context of Bohm-Aharonov experiments, counterfactual propositions are justified by

first noting that the measurement on the twin is as good as the measurement on the particle itself, because the inner states of the particles must be fully correlated in order to preserve the isotropy of the quantum state of the pair. The next step in the justification is to show that the measurement on the twin particle is not even necessary. Knowing that no signal can bridge spatially separated regions of space time, whether the measurement on the twin is performed or not, cannot have impact on the validity of the assignment of *some* value to the outcome of a counterfactual measurement.

To give teeth to Bell's counterfactual propositions, one also needs to ascribe definiteness to the angle between the counterfactual orientation of a Stern Gerlach magnet and the (factual or counterfactual) orientation of the other magnet. It is this angle that determines the statistical correlations between the outcomes. Without this angle no comparison with the quantum mechanical predictions can be made. Normally the definiteness and well-definedness of the angle between the instruments, even in the case of counterfactual set-ups, is not disputed, but in the following it is shown that the seeming clarity of the experimental set-up is deceiving.

Let us hold Bell's counterfactual reasoning against the background of Riemannian geometry, or, more specifically, relativity theory. Only geometric relations, such as angles and distances, between things that are local to each other in space and in time bear physical meaning in this setting. Geometric relations over long spatio-temporal distances, such as the angle between the directions of observation in the Bohm-Aharonov experiment, do not have an immediate physical meaning.

If it is not assumed that space-time is flat, then only an operational definition can lend physical meaning to these relations. What then is the angle between a factual set-up of a Stern-Gerlach magnet at one of the two observation posts and a counterfactual set-up of the Stern-Gerlach magnet at the other observation post? Of course, because one of the two set-ups is not effectuated, there is no direct means of measuring this angle. We can only base our answer on interpolation, together with a smoothness assumption that coordinates the interpolated but counterfactual observation with real ones. Normally, interpolation depends on a smoothness assumption that is innocuous, because the missing, interpolated values may some day be replaced by outcomes of real experiments. In such cases, the made interpolations are, in principle, falsifiable and therefore acceptable. In Bell's proof, the interpolations are *not* falsifiable, because the measuring apparatus cannot possibly have two orientations at the same time. One will never be able to come up with experimental results that replace outcomes of counterfactual measurements of spin components. The deeply rooted non-falsifiability of counterfactual statements undermines Bell's conclusion. We can only accept Bell's proof if we assume that the space time backdrop is smooth and constant enough to allow us to interpolate between measurements, but this assumption excludes from consideration any theory that denies that space-time is like that.

For another recent development playing with the idea that the backdrop of physical experiments needs an operational justification see e.g. [5] and [6].

### C. The Bohm-Aharonov experiment without flat-space preconception.

Bell's proof hinges on the postulate that space time is flat, but this postulate may be false. This is the main theme of this paper and we will dwell on it a little more, because understanding the epistemological restrictions that relativity imposes is essential for appreciating the approach towards hidden variables that is presented later.

First think of the Bohm-Aharonov experiment as a set-up consisting of two observation posts connected by the floor of a laboratory or something else that we may regard as rigid. Each observation post consists of a Stern-Gerlach magnet that is freely orientable in its mounting into any of a large number of directions, or lines of observation. On each Stern-Gerlach magnet sits a pointer that is aligned with the axis of the magnetic field. Also fixed to a Stern-Gerlach magnet are an "up" and a "down" particle detector. The orientation of a Stern-Gerlach magnet is identifiable, for example by the color of a mark on the mounting that the pointer is pointing at. There may be many differently colored marks, each identifying a unique orientation of the magnet. (If one wishes so one can define the mountings of the instrument to include far away stars, which then can be used as the marks for that post.)

Suppose also that we have a calibrated scale on each mounting so that we have the option to read off the angular coordinates of the pointer of the Stern-Gerlach magnet. The rigid connection between the two posts (or rather: between the mountings), together with conventional means of doing geodesy (measuring rods, light beams, gyroscopes, etc.) gives us ample means to define a reference frame in which both measuring instruments have definite positions and orientations. Also counterfactual orientations can be tracked, because the rigid frame fixes all thinkable orientations. This is the normal, "robust" experimental context of Bell's proof.

Now remove all unnecessary equipment: the measuring rods, light beams, gyroscopes, scales and even the laboratory floor. Would that make any difference? We did not do away the mountings of the instruments and are therefore still able to identify each orientation by reading off the color of the mark that a Stern-Gerlach magnet is pointing at. Can we reconstruct the experiment with this basic equipment?

From each pair of measurements we obtain a data-triplet: the color of the mark that the left magnet was pointing at, idem for the right magnet and finally the outcome of the detectors, which arbitrarily may be defined to be "S" (for "same") if both "up" or both "down" detectors were hit and "N" (for "not same") if one "up" and one "down" detector was triggered. Our logbook will have just three columns; the experiment has only three degrees of freedom.

After doing a long series of such experiments, with the magnets having been oriented in many combinations of directions many times, the log of outcomes will enable us to assign statistical probabilities for measuring the same spin component to each pair of orientations of the Stern-Gerlach magnets. We might for example observe that "yellow" left and "blue" right have a 73% chance of resulting in the value "S". There is a conceptual difference with the full blown experimental set-up, though: we have no prior knowledge of the geometric relations between the Stern-Gerlach magnets; we can only pairwise statistically relate marks on the mountings with each other. We do not even know the angle between two orientations of the same magnet!

Now we will try to organize the three columns of obtained data by mapping the colored marks that identify directions of observations onto points on a sphere in such a way that exactly one point is assigned to each mark. This mapping must map the marks on both surroundings, however far separated from each other, onto a single sphere that does not exist physically, but only as a mathematical tool. Underlying the mapping is the working hypothesis that there is a functional relation between the statistical probability to measure the same component and the angle, as measured on this sphere, between the orientations of the Stern-Gerlach magnets. We could simply assume a linear dependency: a 100% probability and a 0 % probability correspond to angles of 180° and of 0° between the magnets, a 10% probability would correspond to 18°, and so on. Such a relation would be appropriate if the spinning particles were macroscopic objects with observationally well defined "north" and "south" hemispheres. However, if we apply this relation to our data then the obtained angles force us to map the same mark onto several points, which is not what we wanted.

Eventually, we would find out that we can establish a 1-1 mapping by defining the angle between the orientations in such a way that one of the following relations becomes true:

$$\begin{aligned}
 P(S) &= \textit{probability to measure same value} = \\
 &= \sin^2 \left( \frac{\textit{angle between orientations}}{2} \right)
 \end{aligned} \tag{1a}$$

or

$$\begin{aligned}
 P(S) &= \textit{probability to measure same value} = \\
 &= \cos^2 \left( \frac{\textit{angle between orientations}}{2} \right).
 \end{aligned} \tag{1b}$$

Now, not only would we have learned how to define angles between the two measuring instruments when directed towards two given colored marks, we would also have a consistent way to figure out the angles between the colored marks at one and the same post. That means that we would have regained the angular relations that we did not assume as given a priori. That, in turn, would enable us to deliver exactly the same kind of experimental report as someone who had a rigid frame to connect the measuring posts and rods, light beams, gyroscopes and scales to measure the geometry. We could also verify the contingent fact that this statistical way of determining geometric relations is perfectly consistent with the other, more conventional means. But of course, there is a difference: as little physical sense as it makes to ascribe temperature and pressure (or the mean kinetic energy and momentum per particle) to a single particle in a gas, as little sense would it make to ascribe the statistically defined angle to a pair of really made measurements that contributed to the very determination of the angle. *A fortiori*, we cannot draw firm conclusions from an argument that hinges on a counterfactual measurement controlled by the statistically defined angle. There is no observational basis for assigning a value to such an angle, because the value, as defined operationally in the above way, is of statistical character and therefore not applicable to any pair of orientations in any specific pair of measurements, but only in the long run of many measurement event pairs. In addition, the assignment of a value of the angle, operationally defined as above, to pairs of orientations that are not both effectuated, can only be based on an arbitrary convention and therefore renders any argument that is based on such angles unconvincing.

If the presented way of constructing a frame of reference is so feeble that it does not allow us to assign values to angles between counterfactual setups, why then should we not stick with the conventional means using rods, gyroscopes and so on? The reason is that our method is not any more feeble than conventional means! Unless conventional methods mysteriously gain strength somewhere in the transition from the quantum to the classical regime, *any* angle that can be measured by conventional means can also be measured using a sufficiently large ensemble of spin component observations on an equally large number of pairs of spin  $\hbar/2$  particles, to any desired

accuracy. However, the proposed method, which is obviously based on quantum phenomena, has the additional advantage that it very clearly delineates the domain of applicability of the method; a domain of applicability that cannot be surpassed by conventional methods, unless the aforementioned mysterious powers opened a back door for the conventional methods to do measurements of angles that are out of reach for the proposed method.

Whereas proofs like Bell's are hard pressed because of the lack of an observational basis for the assumed frame of reference, a realist point of view is not obstructed in the same way. It is sensible to imagine a counterfactual set-up of a measuring apparatus that is oriented towards a particular colored mark and with a definite value of the spin component in that direction, but we must keep in mind that the whereabouts of the instrument's orientation relative to other (factual or counterfactual) orientations is unknown. Underlying Bell's and similar proofs is a concept of realism that is far more encompassing than necessary. Things that derive the status of being part of reality by force of real observations, such as the angle between directions of observation and even systems of coordinates in general, cannot be idealized to an existence detached from these observations without introducing trouble in some corners of our theoretical picture of the world.

## II. MATHEMATICAL CONSTRAINTS ON HIDDEN VARIABLE THEORIES OF SPIN $\hbar/2$ PARTICLES

### A. What makes an aspirant hidden variable theory?

We have seen that the Bohm-Aharonov experiment has just three relevant degrees of freedom: the color of the left mark, the color of the right mark and the combination of the outcomes. We will now discuss hidden variable theories that also exhibit three degrees of freedom and hope to find one that can be made to correspond to the Bohm-Aharonov experiment and that explains the statistical correlations found in the Bohm-Aharonov experiment (which are assumed to be accurately predicted by quantum mechanics).

The contemplated hidden variable theories all have one aspect in common: not only the Stern-Gerlach magnets have definite orientations, also the particle itself has one, which is the axis of rotational symmetry or "spin axis". The three variables that specify any configuration of the three directions are (a) the angle between the left measuring apparatus and the spin axis, (b) the angle between the right measuring apparatus and the spin axis and (c) the angle between the left measuring apparatus and the right measuring apparatus. None of these variables are precisely measurable, but each corresponds to observed data: if the left "up" detector is triggered, then the angle between the left measuring apparatus and the spin axis is less than  $90^\circ$ . If the "down" detector is triggered, the angle is somewhere between  $90^\circ$  and  $180^\circ$ . Likewise for the right detector. The angle between the measuring apparatuses is taken to be the angle that was statistically derived from the outcomes of a long series of Bohm-Aharonov measurements, using Eq. (1a).

The main point made by Bell was that no *local* hidden variable theory is able to reproduce the predictions of quantum mechanics. The requirement that our aspirant hidden variable theories are local puts three constraints on the statistical distribution of the angles between the measuring apparatuses and between each measuring apparatus and the particle's spin axis. These will be discussed now.

Constraint 1. *The orientations of the measuring instruments are unrelated.*

Each measuring apparatus is oriented in a way that does not depend on the orientation of the other instrument, not even statistically. If the movements of the measuring apparatuses A and B were restricted to a plane, then this constraint would translate to a uniform distribution of angles  $\angle AB$  in the range  $0 \leq \angle AB \leq \pi$ . We do, however, assume that the instruments are freely orientable in space. In that case, the probability that the angle between A and B is  $\angle AB$  is proportional to  $\sin \angle AB$ .

Whereas the angle is not uniformly distributed, its cosine is. So we require a uniform distribution  $\rho(Z_{AB})$  of the inner product

$$\rho(Z_{AB}) = \text{const.}, Z_{AB} \equiv -\cos \angle AB = -a \cdot b \quad (2)$$

in the range  $-1 \leq Z_{AB} \leq 1$ . The minus sign is arbitrarily introduced to compensate for the circumstance that the particles' spins are *anti*-parallel in Eq. (1a).

Normalization requires  $\int_{-1}^1 \rho(Z_{AB}) dZ_{AB} = 1$ , so that

$$\rho(Z_{AB}) = 1/2 \quad (3)$$

We ask that during each measurement the measuring apparatus points at a randomly chosen point of its own surroundings. This does not automatically imply an isotropic distribution of the orientations with respect to each other: one could imagine that each observation post's orientations, taken separately, would survive a "randomness test", but that the orientations were not distributed isotropically with respect to each other. That situation could

arise if the observers used the same sequence of random numbers to prepare the instruments for each pair of measurements. We assume that such correlation does not occur, because that seems to be the only assumption that is compatible with the principles of locality, causality and free will.

Constraint 2. (*Locality condition.*) *The orientation of one magnet does not influence the result of a spin component measurement obtained with the other.*

Suppose that someone came up with a hidden variable theory of a spin  $\hbar/2$  particle. In order to test the claim that it reproduces the predictions of QM in Bohm-Aharonov experiments, we had to subject the theory to a Gedanken experiment in which a great number of spin-component measurements were randomly chosen. How would the randomly chosen orientations of a measuring instrument be distributed with respect to the particle's axis of rotational symmetry? As we have no means of observing this distribution, we postulate one. In the absence of any reason to assume a non-isotropic distribution, we assume the isotropic distribution. Call the inner product of the orientations of the instruments and the direction of the particle (denoted by unit vectors)  $Z_A$  and  $Z_B$  (for instrument A and instrument B). Require that

$$\rho(Z_A) = \rho(Z_B) = 1/2, \quad (4)$$

using the same reasoning that leads to Eq. (3).

The sign of  $Z_A$  determines the outcome of the measurement made with the magnet at observation post A. The locality condition is fulfilled if  $Z_A$  is not dependent on the orientation of instrument B. The angle between the instruments can be taken to represent this orientation, in which case the locality condition is fulfilled if

$$\rho(Z_A | Z_{AB}) = \rho(Z_A)$$

which is equivalent to

$$\rho(Z_A, Z_{AB}) \equiv \rho(Z_A | Z_{AB}) \rho(Z_{AB}) = \rho(Z_A) \rho(Z_{AB}). \quad (4a)$$

Alternatively, we can take the (hidden) angle between instrument B and the spin axis as representing the orientation, so, to be on the safe side, we also require that

$$\rho(Z_A, Z_B) = \rho(Z_A) \rho(Z_B). \quad (4b)$$

As we are used to specify orientations with two mutually independent angles, it is tempting to require that  $Z_A$  is independent of *both* of  $Z_{AB}$  and  $Z_B$ :

$$\rho(Z_A, Z_B, Z_{AB}) = \rho(Z_A) \rho(Z_B) \rho(Z_{AB}). \quad (5)$$

However, below we will see that this conflicts with the next constraint and even with the statistics of classical spinning particles.

Constraint 3. *The theory reproduces the predictions of quantum mechanics*

The correlation between the outcomes of measurements on flown-apart particles with counter parallel spin axis conforms exactly to the predictions of QM (see also Eqs. (1a) and (2)):

$$P(S) \equiv \sin^2 \frac{\angle AB}{2} = \frac{1 + Z_{AB}}{2} \quad (6a)$$

$$P(N) \equiv \cos^2 \frac{\angle AB}{2} = \frac{1 - Z_{AB}}{2} \quad (6b)$$

$$P(\uparrow\uparrow) = P(\downarrow\downarrow) = \frac{P(S)}{2}$$

$$P(\uparrow\downarrow) = P(\downarrow\uparrow) = \frac{P(N)}{2}. \quad (6c)$$

**B. The joint distribution  $\rho(Z_A, Z_B, Z_{AB})$  that explains the quantum mechanical predictions.**

We assume that in a hidden variable theory, a full specification of a measurement of two spin components in the Bohm-Aharonov experiment requires three angles, or their cosines. We must now investigate whether there are distributions  $\rho(Z_A, Z_B, Z_{AB})$  of these three quantities that fulfill all three constraints. For example, the first constraint requires that

$$\int_{-1}^1 \int_{-1}^1 \rho(Z_A, Z_B, Z_{AB}) dZ_A dZ_B = \rho(Z_{AB}) = 1/2, \quad (7)$$

and the second constraint, the locality condition, requires that

$$\int_{-1}^1 \rho(Z_A, Z_B, Z_{AB}) dZ_B = \rho(Z_A, Z_{AB}) = 1/4. \quad (8)$$

Finally, according to quantum mechanics we must find that

$$\begin{aligned} & \frac{\int_0^1 \int_0^1 \rho(Z_A, Z_B, Z_{AB}) dZ_A dZ_B}{\int_{-1}^1 \int_{-1}^1 \rho(Z_A, Z_B, Z_{AB}) dZ_A dZ_B} \\ &= P(\uparrow\uparrow) = \frac{1 + Z_{AB}}{4}. \end{aligned} \quad (9)$$

The distribution in Eq. (5) fully acknowledges the freedom of the experimenters to vary the angle between the instruments ( $Z_{AB}$ ) and it guarantees the isotropic distribution of the axis of the model relative to the lines of observation ( $Z_A$  and  $Z_B$ ). Yet this distribution is not realistic at all, because it does not restrict the angles between the instruments ( $\arccos -Z_{AB}$ ) and the angles between the instruments and the axis of the model ( $\arccos Z_A$  and  $\arccos Z_B$ ). These three angles cannot be completely independent: for example can the angle between the measuring instruments not exceed the sum of the angles between the instruments and the axis of the model.

If two of the angles already are fixed to any values between 0 and  $\pi$  (any two of  $\{\arccos Z_{AB}, \arccos Z_A, \arccos Z_B\}$ , call them  $\alpha_1$  and  $\alpha_2$ ), then we have the following constraint on the third angle  $\alpha_3$ :

$$|\alpha_1 - \alpha_2| \leq \alpha_3 \leq \alpha_1 + \alpha_2. \quad (10)$$

That means that whereas any two of the three angles are independent of each other, there exists a mutual dependency between the three angles, even in a classical context without any hint at non-locality. For example, the uniform distribution of three vectors  $a, b$  and  $c$  over all directions illustrates this dependency. In an Euclidean frame of reference, the joint density of the three inner products  $s = Z_A = a.c, t = Z_B = b.c, u = Z_{AB} = a.b$  is

$$\begin{aligned} \rho(s, t, u) &= \left(8\pi\sqrt{1 + 2stu - s^2 - t^2 - u^2}\right)^{-1} \\ &\quad (1 + 2stu - s^2 - t^2 - u^2 > 0) \\ &= 0 \quad (1 + 2stu - s^2 - t^2 - u^2 \leq 0). \end{aligned} \quad (11)$$

Notice the discontinuity in this, the classical, density distribution.

It is well known that the above classical distribution is not able to fulfill Constraint 3. By employing a discrete numerical method we can find distributions that come arbitrarily close to the fulfilment of Constraint 3. (See [7] for a description and some illustrations of the results). All these distributions are characterized by regions of almost emptiness and steep climbs to high values of probability density in narrow bands. The following distribution, which is a limiting case of these numerical approximations, uses Dirac delta functions and fulfills all three constraints:

$$\begin{aligned} \rho(Z_A, Z_B, Z_{AB}) &= 1/8 [\delta(Z_A + Z_B + Z_{AB} + 1) \\ &\quad + \delta(Z_A - Z_B - Z_{AB} + 1) \\ &\quad + \delta(Z_A + Z_B - Z_{AB} - 1) \\ &\quad + \delta(Z_A - Z_B + Z_{AB} - 1)] \end{aligned} \quad (12)$$

This distribution indicates that one continuous degree of freedom is replaced by a discrete one: the density is only non-zero on the surface of a tetrahedron spanned by four of the eight corners of the configuration cube. For any

pair of values of, say,  $Z_A$  and  $Z_{AB}$ , in the range  $[-1, 1]$ , only two values of the third variable,  $Z_B$  in this example, also in the range  $[-1, 1]$ , make the joint density different from zero.

A classical configuration of three independent vectors is specified by three numbers, which are the lengths of the sides of a triangle on the unit sphere. They cannot live within less than the two dimensions of this sphere. On the other hand, from (12) we can learn that configurations which are compatible with QM require only two numbers and a sign, the third number being a function of either the sum or the difference of the other two, depending on the sign.

Perhaps somewhat unexpectedly, our search for a probability distribution for the angle between the instruments and the angles between each instrument and the (hidden) spin axis did not merely result in a non-classical distribution, but also in a qualitative characterization of any hidden variable theory with hopes to fulfill all three constraints: the theory must endow a model of a spin  $\hbar/2$  particle with a degeneracy that replaces one continuous degree of freedom with a two-valued one. We will now look at a theory that accomplishes this feat.

### III. EXAMPLE: A HIDDEN VARIABLE MODEL BASED ON NON-FLAT SPACE-TIME STRUCTURE

#### A. Overview

In the foregoing, a weakness in Bell's counterfactual reasoning was exposed by peeling away unwarranted and mostly silent assumptions that are underlying his proof, until we were left with the nitty gritty observational data. Then we postulated, in spite of Bell's conclusion, that the direction of a particle's spin is really existing, although hidden from observation. We found that the QM-compatible configurations of three vectors, denoting the orientations of the measuring instruments and a candidate model's hidden variable, seem to live within one dimension less than classically expected.

The next step is the construction of a model with a characteristic that we rightly can call the spin direction of the model. We postulate that the stuff that the particle is made of is space time itself. We will check that the full specification of a geodesic path herein - tentatively representing the world line of a measuring apparatus during a measurement - exhibits the same lack of one degree of freedom.

Such a postulated space-time structure is in part based on guesswork, in part on esthetic rules, such as simplicity and symmetry. The real structure of space time is perhaps unknowable, but we may hit upon a theory of the structure of space time that survives the observations that we perform to test it.

The presented model tries only to explain a very limited set of phenomena, namely the correlation between two spin component measurements. We have not tried very hard to incorporate and explain other phenomena. Thus, a simple thing like the spatial distance between the spinning particles is not expressed very well by the proposed model, nor their relative movements. In fact, the model explains two widely different phenomena without making a distinction, which shows that in any case the differences between these phenomena are not expressed in the model. The first phenomenon is the correlation between the measurements of spin components on two different particles that together form a system in the singlet state. The second phenomenon, that is explained equally well, is the passage of a single spinning particle first through one, then through a second Stern-Gerlach magnet at some distance from the first, that is inclined with respect to the first.

#### B. Metric and geodesic equations

Consider a metric  $g_{ik}$

$$ds^2 = \cos^2 \vartheta dt^2 - dr^2 - r^2 d\vartheta^2 - r^2 \sin^2 \vartheta d\varphi^2 + 2r \sin^2 \vartheta d\varphi dt. \quad (13)$$

This space-time has axial symmetry due to the last term in the metric ground form,  $+2r \sin^2 \vartheta d\varphi dt$ . This term specifies the model's spin direction relative to the chosen frame of reference; by changing the sign of this term or by rotating  $180^\circ$  along an axis perpendicular to the  $\vartheta = 0$  axis we obtain a model with opposite spin direction.

In order to investigate how free test-particles move in this space-time we have to solve the equations of motion

$$\frac{d^2 x_i}{ds^2} = -\Gamma_{jk}^i \frac{dx_j}{ds} \frac{dx_k}{ds}. \quad (14)$$

With the shorthand notation  $U^r = r' = \frac{dr}{ds}$ ,  $U^{\vartheta} = \vartheta' = \frac{d\vartheta}{ds}$  etc. the geodesic equations become

$$U^t = \frac{-U^r \sin \vartheta [\sin \vartheta (U^t - rU^\varphi)]}{r} \quad (15a)$$

$$U^{r'} = \frac{(rU^\vartheta)^2 - (rU^\varphi \sin \vartheta) [\sin \vartheta (U^t - rU^\varphi)]}{r} \quad (15b)$$

$$U^{\vartheta'} = \frac{-2U^r(rU^\vartheta) + \frac{\cos \vartheta}{\sin \vartheta} [\sin \vartheta (U^t - rU^\varphi)]^2}{r^2} \quad (15c)$$

$$\begin{aligned} U^{\varphi'} &= \frac{1}{r^2 \sin \vartheta} \\ &\times \left\{ -U^r (rU^\varphi \sin \vartheta) \right. \\ &\quad + U^r \cos^2 \vartheta [\sin \vartheta (U^t - rU^\varphi)] \\ &\quad \left. + 2 \frac{\cos \vartheta}{\sin \vartheta} (rU^\vartheta) [\sin \vartheta (U^t - rU^\varphi)] \right\}. \end{aligned} \quad (15d)$$

These equations have the following solutions:

$$U^t = P + \frac{X}{r} \quad (16a)$$

$$U^\varphi = \frac{P - \frac{X \cot \vartheta}{r}}{r} \quad (16b)$$

$$(U^\vartheta)^2 = \frac{A - \frac{X^2}{\sin^2 \vartheta}}{r^4} \quad (16c)$$

$$(U^r)^2 = -\frac{A - X^2}{r^2} + \frac{2PX}{r} + P^2 - W, \quad (16d)$$

where  $P, X, A$  and  $W$  are constants. We can also write

$$P = \cos^2 \vartheta U^t + r \sin^2 \vartheta U^\varphi \quad (17a)$$

$$X = r \sin^2 \vartheta (U^t - rU^\varphi) \quad (17b)$$

$$A = (r^2 U^\vartheta)^2 + [r \sin \vartheta (U^t - rU^\varphi)]^2 \quad (17c)$$

$$\begin{aligned} W &= (\cos \vartheta U^t)^2 - (U^r)^2 - (rU^\vartheta)^2 - (r \sin \vartheta U^\varphi)^2 \\ &\quad + 2r \sin^2 \vartheta U^t U^\varphi \end{aligned} \quad (17d)$$

$W$  is simply  $g_{ij}U^iU^j$ , the length of the vector  $U$  squared. Time-like geodesics have  $W > 0$ , space-like geodesics have  $W < 0$  and light-like geodesics have  $W = 0$ . We will restrict  $W$  to the values -1, 0 and 1. This restriction removes an arbitrary scaling factor.



### C. Comparison with paths in central force fields

If we only look at time-like geodesics in the direction from past to future (the paths that test particles follow,  $W = 1, U^t > 0$ ), then only three numbers  $P, X$  and  $A$  are needed to fully specify a geodesic. What are the consequences of this paucity of orbit-fixing numbers? Let us compare a geodesic in a central gravitational field and a geodesic in this model-space time. Four constants are needed to specify the orbit of a freely falling test particle  $A$  with respect to a massive body, such as the orbit of a planet around a star. The shape of the orbit or eccentricity - whether the orbit is a circle, an ellipse, a parabola or a hyperbola - provides one number. The size of the orbit - e.g. the distance of closest approach to the central massive body - provides another number. The orientation of the orbital plane, defined as the unit vector normal to the orbital plane, requires the specification of two angular coordinates. That adds two more degrees of freedom and brings the total number of constants to four.

For the time-like geodesics in our model-space-time the situation is different. If we assume that two numbers are needed to specify "shape" and "size", then only one number is left to specify the "orbital plane". The quotes indicate that we cannot be sure that it makes sense to talk about shape, size and orbital plane. We will later have to look at that.

If one number fixes an orbital plane then obviously the orbital orientation has only one degree of freedom. Given one orbital plane, then another orbital plane (of test particle B, say) can be specified with reference to the given orbital plane by providing the difference of the "orbital plane numbers". In fact, there is an ambivalence in such a specification because of the sign of the difference. This sign cannot be specified without breaking the symmetry between the two planes: we have to assume that either plane can play the role of reference plane and the expressions should not depend on this choice in any arbitrary way.

We have seen the same "directional degeneracy" before: the distribution of values  $Z_A, Z_B, Z_{AB}$  that reproduces quantum mechanics is such that given one  $Z$ -value, the other  $Z$ -values can be specified with reference to this single  $Z$ -value. For example, if  $Z_A$  is given then  $Z_B$  is specified, up to a bivalent choice, by giving just one more number:  $Z_{AB}$  (see 7a-d).

### D. How the constants define shape and orientation of the geodesic

We will now look more closely at the constants of the motion and see whether it really is the case that there is only one number to specify the orbital plane.

$A, P, X$  and  $W$  are real numbers that only to some degree can be chosen freely. The expression for  $(U^\vartheta)^2$  indicates that only values  $|X| \leq \sqrt{A}$  can lead to geodesics. It also shows that such geodesics are restricted to points where  $\sin \vartheta \geq \frac{|X|}{\sqrt{A}}$ . Geodesics with values of  $|X|$  close to  $\sqrt{A}$  are everywhere close to the equatorial plane  $\vartheta = \frac{\pi}{2}$ , while a value of  $\frac{|X|}{\sqrt{A}}$  close to zero allows the geodesic to approach the poles very closely. Therefore we define the "tilt of the orbital plane" as

$$S = \frac{X}{\sqrt{A}} \quad (-1 \leq S \leq 1). \quad (18)$$

If  $S = -1$  or  $S = 1$  then  $\sin \vartheta = 1$ ; such geodesics are equatorial. All other geodesics are wavering north and south (and through) the equatorial plane and their orbital plane, if such a mathematical object can be defined, is tilted with respect to the equatorial plane. The maximum angular distance from the equatorial plane is reached when  $|U^\vartheta| = 0$ , which is when  $\sin \vartheta = |S|$ . We call  $S$  the "tilt of the orbital plane with respect to the equatorial plane", because of the analogy to the tilt of a planetary orbit with respect to the Solar system's ecliptic plane, which also is equal to the angle where the planet reaches its greatest angular distance from the ecliptic plane. While we already have seen that the tilt of a planetary orbit is only one of two constants that define the orientation of the orbital plane, we still have to see whether there is such a second constant in the case of our model-space-time geodesics.

We can learn much about the orbital shape and size from investigating the radial velocity. If  $A \neq X^2$  then  $(U^r)^2$  is a second order function of  $1/r$  and otherwise it is a first order function of  $1/r$ . We will now look at the constraints on  $P, X, W$  and  $A$  that ensure that

$$(U^r)^2 = -\frac{A - X^2}{r^2} + \frac{2PX}{r} + P^2 - W = 0 \quad (19)$$

has positive solutions of  $r$ .

We have:

$$\frac{1}{r}|_{U^r=0} = \frac{PX \pm \sqrt{AP^2 - AW + X^2W}}{A - X^2}. \quad (20)$$

The condition that there be solutions is that

$$P^2 \geq W \left( 1 - \frac{X^2}{A} \right). \quad (21)$$

The factor in parentheses is non-negative, because  $A \geq X^2$ . If  $W \leq 0$ , then the relation is fulfilled for all values of  $P$ . For positive  $W$  the above relation puts a lower bound on the absolute value of  $P$ .

Because the radial parameter  $r$  is non-negative, we are only interested in non-negative solutions of  $1/r$ . If there is one positive solution, then the trajectory is unbound: the positive solution is the point of closest approach, but there is no point of greatest radial distance. If the other solution is zero, then the trajectory is just barely unbound and has the status of a parabolic trajectory in a central force field. If the other solution is negative, then the trajectory is "hyperbolic". If there are two positive solutions, then the trajectory is bound, like the elliptic trajectories in a central field with a  $1/r$  potential. If the two positive solutions are equal, then the trajectory has constant radius, i.e. it is comparable with circular orbits.

The close analogy between classical orbits in central force fields and geodesics in our space-time model is concisely expressed by

$$\frac{P^2 - W}{2} = \frac{(U^r)^2 + (U^\perp)^2}{2} - \frac{XP}{r} - \frac{X^2}{2r^2}, \quad (22a)$$

where

$$(U^\perp)^2 = (rU^\theta)^2 + \sin^2 \vartheta (U^t - rU^\varphi)^2$$

*"square of tangential velocity"*. (22b)

Eq. (22a) unmistakably has the signature of an energy, having a kinetic contribution depending on the squares of the radial and tangential velocities and a potential contribution in two parts, one of which is due to a long range  $1/r$  potential that can be attractive or repelling, like a Coulomb potential, while the other is due to a short range attractive  $1/r^2$  potential. The  $1/r$  potential gives rise to orbits having circular, elliptic, parabolic or hyperbolic shapes, while the  $1/r^2$  potential adds a precession of the pericentrum to the movement, like the shift of the perihelion of Mercury that also is caused by a  $1/r^2$  term.

The energy expression [Eq. (22a)] contains two independent constants,  $P$  and  $X$ , that together define shape and size of an orbit in the same way that shape and size of planetary orbits are defined by the mass of the sun and the energy per kilogram of planetary mass, where  $X$  plays the role of the solar mass and  $(P^2 - W)/2$  the role of energy per unit of planetary mass.

Now we have "used" three constants to specify the tilt of the orbital plane [Eq. (18)], the size of the orbit [Eq. (20)] and the shape of the orbit [Eq. (22a)] and there is no constant to completely specify the orientation of the orbital plane. This situation is explained by the fact that the orbital plane has to rotate to ensure that a geodesic test particle does not leave the orbital plane. The pace  $\Omega = \frac{d\psi}{dt}$  with which the intersection line  $\{\vartheta = \pi/2, \varphi = \psi(t)\}$  of orbital plane and the equatorial plane rotates depends on the instantaneous radial distance  $r$  of the test particle:

$$\Omega = 1/r. \quad (23)$$

The movement of the test particle for the case where the orbit has constant  $r$  ("circular" orbit) is accurately modeled by the movement of a point on the rim of a coin that is set to spin on its side on a table. The coin may start almost upright, slowly falling due to frictional dissipation and decreasing its tilt with respect to the surface of the table until it lies down flat on the table. In the model space-time, of course, there is no friction and the initial tilt remains the same forever. While the coin is wobbling on the table, it rolls on its surface, which means that points on the rim not only take part in the rotation of the plane of the coin, but also in a rotation around the axis that is perpendicular to the coin, moving up and down and around in a complex dance.

The movement becomes even more complex if the radial distance is not constant, but it can still be understood easily if one imagines that the movement takes place in a tilted orbital plane that rotates. Figures 1-2 (stereograms) depict two unbound geodesics, only differing by the sign of the  $X$ -parameter, from these two perspectives.

### E. Spin component measurements

In a Stern-Gerlach experiment the direction in which a spinning particle is deflected depends on the direction of the force

$$F_z = -\nabla(-\mu \cdot B) = \mu_z \frac{\partial B_z}{\partial z}, \quad (24)$$

where  $\mu$  is the magnetic moment of the particle associated with the spin of the particle and  $B$  is the magnetic field of the magnet, having a gradient  $\partial B_z/\partial z$ . As seen from a spin-1/2 particle's point of view, depending on the sign of  $\mu_z$ , the pole where the magnetic field is strongest is either squeezed away from or attracted towards the particle as the particle passes through the diverging field: the two situations are not symmetric. Neither are the (unbound) geodesics of two test particles that only differ by the sign of  $XP$ , see Figs. 1 and 2. According to Eq. (22a) the  $1/r$  potential gives rise to either a repelling or an attractive force, depending on the sign of  $XP$ . This analogy is the reason why we tentatively want to say that the sign of  $X$  corresponds to the outcome of a spin component measurement. ( $P$ 's sign defines the direction of time, see Eq. 17a.) Thus, according to Eq. (18), the outcome of a spin component measurement depends on whether the orbital plane tilts less or more than  $90^\circ$  with respect to the equatorial plane. Or, in other words, if the normal vector of the orbital plane points into the "upper" demi-sphere, then the outcome is "up", if the normal points "down", then the outcome is "down".

### F. Generalization

The presented model has two gross characteristics that make it a candidate hidden variable theory. The first characteristic is the lack of asymptotic flatness for large values of the radial parameter  $r$ . There is no scale at which the model returns to classicality. In a Bohm-Aharonov experiment on a cosmological scale with Stern Gerlach instruments each the size of a galaxy the same results will follow, even though the "distance" of the particle under observation to the nearest tangible part of the instrument may measure several light years. This is in fine agreement with three accepted physical facts. The first fact is that some particles with spin, especially electrons, don't seem to have a characteristic size. The second fact is that the Coulomb force has an infinite range. Finally, Quantum Mechanics does not declare a scale of size above which the theory gives up or reverts to "classical" predictions. Of course, the lack of asymptotic flatness has its downsides too. The most severe is that a single particle fills the whole universe. Perhaps other, more realistic models lacking asymptotic flatness can be constructed or do already exist.

An important trait of the presented model is that flatness is emergent. Another important characteristic of the model is that orbital planes of test particles (which are thought of as representing measuring instruments) are determined by a single parameter only. Precession wipes out the other. Presumably, all theories that describe elementary particles as vortices in space, exhibit this feature, and are, if they also lack asymptotic flatness, candidates for being hidden variable theories.

As an aside, much existing work in relativity centers on making a quantum theoretical "update" of the original theory. Although some adaptations to the relativistic framework may be necessary, the present article tries to show that, after all, relativity should be at the basis of the interpretation of quantum physics. Some popular concepts introduced in the wake of quantum theory, most notably "entanglement", should not be regarded as fundamental but merely as emergent, just as the perceived flatness of space-time.

## IV. CONCLUSION

If we accept that we cannot know for sure whether space-time is flat at the scale (in space and time) at which the Bohm-Aharonov experiment is performed, then we cannot evade the conclusion that Bell's and similar proofs, which are all based on counterfactual statements, do not apply. Non-local angles and other geometric relations over some distance involving counterfactual set-ups are not measurable and have, even from a realist point of view, no definite values, because non-local geometric relations in curved space-time require operational definitions, which are of course not applicable to counterfactual set-ups.

A proper description of the Bohm-Aharonov experiment amalgamates the indefiniteness of the traditional quantum description with the realist point of view of the traditional classical description. Such a description is in the spirit of relativity theory and makes plausible that, contrary to common opinion, the philosophical foundation of relativity theory is also fundamental to the proper interpretation of quantum mechanics as a statistical theory in a non-flat and largely unknown playground.

An analysis of the results of the Bohm-Aharonov experiment (which are assumed to agree with the predictions of quantum mechanics) indicates that a hidden variable can be introduced to explain the results, but that the configuration of three directions (the orientations of the measuring instruments and the direction of the hidden variable) has one degree of freedom less than expected classically. Classically, given two of the three angles that

identify a configuration, the third angle can be chosen freely from a continuous spectrum. On the other hand, configurations that are compatible with the predictions of QM restrict the third angle to a bivalent choice. This restriction is not severe and does not introduce non-locality by itself: even classically the third angle is restricted.

A model based on the simple, even naive assumption that spin has to do with space time structure with rotational symmetry in one direction, exhibits geodesic movements with fewer orbit defining constants than are needed for a Keplerian orbit of a test particle in a central force field. Of the three constants, only one constant defines the orientation of the orbital plane. Relative to an orbital plane, any other orbital plane can, up to a bivalent choice, be specified with a single number. Thus the model has exactly the required property to ensure that the predictions of quantum mechanics can be reproduced.

- [1] A. Einstein, B. Podolsky & N. Rosen, Phys. Rev. **47**, 777 (1935)
- [2] N. Bohr, Phys. Rev, **48**, 696 (1935)
- [3] D. Bohm and Y. Aharonov, Phys. Rev. **108**, 1070 (1957)
- [4] J.S. Bell, Physics **1**, 195 (1964)
- [5] R. Breslav, G.N. Parfionov, R.R.Zapatrin, <http://xxx.lanl.gov/abs/quant-ph/9903011>
- [6] Ioannis Raptis and Roman R.Zapatrin, <http://xxx.lanl.gov/abs/gr-qc/9904079>
- [7] Bart Jongejan, <http://xxx.lanl.gov/abs/quant-ph/0007010>




Figure 1. Geodesic with attractive  $1/r$  potential


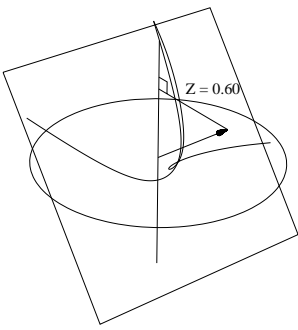
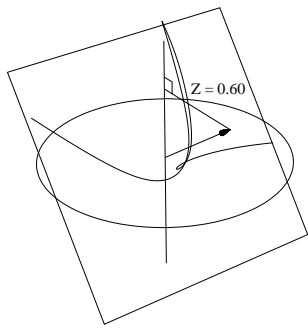


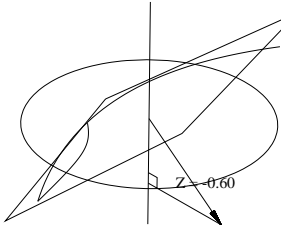
Figure 2. Geodesic with repelling  $1/r$  potential



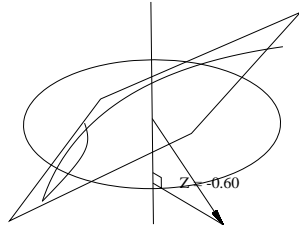
A = 4.0 P = 5.0 W = 1.0 X = 1.2



A = 4.0 P = 5.0 W = 1.0 X = 1.2



A = 4.0 P = 5.0 W = 1.0 X = -1.2



A = 4.0 P = 5.0 W = 1.0 X = -1.2