

Multi-Valued Logic Gates for Quantum Computation

Ashok Muthukrishnan* and C. R. Stroud, Jr.

The Institute of Optics, University of Rochester, Rochester, New York 14627

(April 26, 2024)

We develop a multi-valued logic for quantum computing for use in multi-level quantum systems, and discuss the practical advantages of this approach for scaling up a quantum computer. Generalizing the methods of binary quantum logic, we establish that arbitrary unitary operations on any number of d -level systems ($d > 2$) can be decomposed into logic gates that operate on only two systems at a time. We show that such multi-valued logic gates are experimentally feasible in the context of the linear ion trap scheme for quantum computing. By using d levels in each ion in this scheme, we reduce the number of ions needed for a computation by a factor of $\log_2 d$.

03.67.Lx, 03.67.-a, 03.65.Bz, 89.80.+h

I. INTRODUCTION

Binary logic gates and Boolean algebra play an important role in classical and quantum theories of computation. The unit of memory for binary quantum computation is the qu-bit, a quantum system existing in a linear superposition of two basis states, labeled $|0\rangle$ and $|1\rangle$. Any computation, however large, can be performed using universal logic gates that operate on a small, fixed number of bits or qubits. In the quantum case, a unitary transformation of any number of entangled qubits can be constructed from logic gates that operate on only two qubits at a time [1–4], a result that has no analog in classical reversible logic where three-bit gates are needed to simulate all reversible Boolean functions [5]. We consider the extension of universal quantum logic to the multi-valued domain, where the unit of memory is the qu-dit [12], a d -dimensional quantum system with the basis states, $|0\rangle, |1\rangle, \dots, |d-1\rangle$. This offers greater flexibility in the storage and processing of quantum information, and more importantly, provides an alternate route to the scaling up of quantum computation.

As in the binary case, a tensor product of many such qudits is essential for the efficient storage of information, since the number of dimensions in the Hilbert space scales exponentially with the number of qudits in the system. Allowing d to be arbitrary enables a trade-off between the number of qudits making up the quantum computer and the number of levels in each qudit. For example, the linear ion trap quantum computer [6] uses only two levels in each ion for computing, although additional levels can be accessed, and are typically needed, for processing and reading out the state of the ion [7]. By using d computational levels in each ion, we reduce the number of ions

needed for a computation in this scheme by a factor of $\log_2 d$, since the Hilbert space of n qudits has the same dimensionality as $n(\log_2 d)$ qubits, namely $d^n = 2^{n \log_2 d}$. Given the difficulty of trapping and coherently manipulating a large number of ions in their vibrational ground state in this scheme, a reduction in the number of ions offered by a multi-valued memory is an advantage.

A tensor product of qudits is also essential for the efficient processing of quantum information. As in the binary case, we build unitary transforms on the whole system from logic gates that operate within and between qudits, creating entangled superpositions, rather than by transforming subsets of a non-entangled, unary Hilbert space. These elementary multi-valued gates are necessarily more complex than their binary counterparts, involving a controlled transformation of all the levels of each qudit. However, a logical network of these gates becomes simpler at this expense, invoking a trade-off between the complexity of each gate and the number of gates needed for a computation [8]. We implement a multi-level gate in the linear ion trap scheme by using multiple lasers to address the different transitions in each ion simultaneously. In this approach, each multi-level gate takes less time to implement than the equivalent binary gate sequence on two-level systems, enabling larger computations within the decoherence time.

Quantum computing in multi-level systems is ideally described using a multi-valued basis for logic. The information stored in a d -level quantum system is fundamentally non-binary in character, since a measurement collapses the system to one of these d levels, specifying a single value for the qudit, rather than the $\log_2 d$ values characteristic of a binary representation of the same Hilbert space. Moreover, as the d levels in a single qudit need not contain any entanglement, two-bit conditional logic among these levels is not well-defined, and cannot simulate multi-level unitary transforms in practice. By contrast, the entanglement between two different d -level systems enables conditional two-qudit logic gates, which we show to be the elementary operations of multi-valued quantum computing.

Quantum error-correction codes have recently been extended to the multi-valued domain, for correcting errors in a single qudit [9], and multiple qudits [10,11]. Fault-tolerant procedures for implementing two-qudit and three-qudit analogs of universal binary gates have also been developed [12,13]. A proposal for using a correlated photon pair to represent the ternary analog of a qubit has been investigated [14], but no general scheme for implementing multi-valued quantum logic has been

proposed. In the following two sections, we derive a set of one- and two-qudit gates that are sufficient for universal multi-valued computing, and show that these can be implemented using multi-level ions in the linear ion trap model.

II. MULTI-VALUED LOGIC GATES

We review the gates that are universal for binary quantum logic in a way that facilitates their multi-valued generalization. The universal binary gates belong to a family of unitary transforms described by three parameters [3]. This derives from the fact that up to an overall phase factor, any two-dimensional unitary matrix can be written as [4]

$$Y_2(\lambda, \nu, \phi) = \begin{bmatrix} \cos \lambda & -e^{i\nu} \sin \lambda \\ e^{i(\phi-\nu)} \sin \lambda & e^{i\phi} \cos \lambda \end{bmatrix}, \quad (1)$$

expressed in the basis states of a qubit, $|0\rangle$ and $|1\rangle$. The parameters λ , ν , and ϕ are usually taken to be irrational multiples of π and of each other [3], since this allows even a single gate in Eq. (1) to generate all single-qubit transforms asymptotically by repeated application. However, we find it more useful to consider these three parameters as arbitrary variables in a simulation, with Y_2 representing a family of gates that can be implemented by appropriate choice of three physical controls. One of the properties of Y_2 is that it can transform any known state of a qubit to $|1\rangle$. Such a transformation, labeled Z_2 , depends on the coefficients of the state being transformed,

$$Z_2(c_0, c_1) = Y_2(\cos^{-1}|c_1|, \arg[c_0c_1^*], \arg[c_1^*]) : \quad (2)$$

$$c_0|0\rangle + c_1|1\rangle \mapsto |1\rangle,$$

where $|c_0|^2 + |c_1|^2 = 1$. Y_2 also contains the phase gate, X_2 , that advances the phase of $|1\rangle$ without affecting $|0\rangle$,

$$X_2(\phi) = Y_2(0, 0, \phi) : \begin{cases} |1\rangle \mapsto e^{i\phi}|1\rangle; \\ |0\rangle \mapsto |0\rangle. \end{cases} \quad (3)$$

Using these two transformation properties of Y_2 , we can show that the two-qubit gates that are universal for quantum logic take the form,

$$\Gamma_2[Y_2] = \left[\begin{array}{c|c} \hat{1}_2 & \hat{0} \\ \hline \hat{0} & Y_2 \end{array} \right], \quad (4)$$

acting in the four-dimensional basis of the two qubits. The two-dimensional identity $\hat{1}_2$ acts in the basis of $|0, 0\rangle$ and $|0, 1\rangle$, and Y_2 acts in the basis of $|1, 0\rangle$ and $|1, 1\rangle$. Taken together, this transforms the second qubit by Y_2 conditional on the first qubit being in $|1\rangle$. The family of gates, $\Gamma_2[Y_2]$, is universal for binary quantum logic in the

sense that a unitary transform on any number of qubits can be simulated by repeated application of these gates on no more than two qubits at a time.

We generalize Eqs. (2-4) to the multi-valued case. We define Z_d as a family of d -dimensional transforms that maps a known single-qudit state to $|d-1\rangle$,

$$Z_d(c_0, c_1, \dots, c_{d-1}) : \quad (5)$$

$$c_0|0\rangle + c_1|1\rangle + \dots + c_{d-1}|d-1\rangle \mapsto |d-1\rangle,$$

where the d complex coefficients, c_0, \dots, c_{d-1} , are normalized to unity, yielding $2d-1$ real quantities that parametrize Z_d . As in the binary case, Eq. (5) does not determine Z_d uniquely, since it gives the transformation of only one of the d states in the basis, namely the superposition state with the coefficients, c_0, \dots, c_{d-1} . Since it reduces this superposition to a single specified state, $|d-1\rangle$, we may regard Z_d as an instance of the quantum search algorithm [15], and relate it asymptotically to the Walsh-Hadamard and phase transforms used in this algorithm. Generalizing Eq. (3), we define the d -dimensional phase gate X_d as a function of a single parameter,

$$X_d(\phi) : \begin{cases} |d-1\rangle \mapsto e^{i\phi}|d-1\rangle; \\ |p\rangle \mapsto |p\rangle \text{ for } p \neq d-1, \end{cases} \quad (6)$$

which advances the phase of $|d-1\rangle$ by ϕ without affecting any other state in the qudit. It turns out that the gates, Z_d and X_d , are sufficient to simulate all single-qudit unitary transforms. We can implement these gates by controlling only $2d$ real parameters, rather than the d^2-1 that correspond to generalizing Eq. (1), thus greatly simplifying the physical realization of single-qudit gates. If Y_d represents either Z_d or X_d , then the multi-valued analog of Γ_2 becomes

$$\Gamma_2[Y_d] = \left[\begin{array}{c|c} \hat{1}_{d^2-d} & \hat{0} \\ \hline \hat{0} & Y_d \end{array} \right], \quad (7)$$

acting in the d^2 -dimensional basis of two qudits. The identity $\hat{1}_{d^2-d}$ acts on the states, $|0, 0\rangle, \dots, |d-2, d-1\rangle$, and Y_d acts on the remaining d states, $|d-1, 0\rangle, \dots, |d-1, d-1\rangle$. This transforms the second qudit by Y_d conditional on the first qudit being in $|d-1\rangle$. We now show that such gates are sufficient for constructing arbitrary unitary transforms on any number of qudits.

Consider an N -dimensional unitary transform \mathbf{U} acting on $n = \log_d N$ qudits. Each state in the computational Hilbert space can be written as a tensor product of these n qudits,

$$|k\rangle = |k_1\rangle|k_2\rangle \dots |k_n\rangle, \quad (8)$$

$$k = 0, 1, \dots, N-1; \quad k_i = 0, 1, \dots, d-1 \text{ for all } i,$$

where $k_1 k_2 \dots k_n$ is the base- d representation of k , with $|k_i\rangle$ denoting the state of the i^{th} qudit. We will use the abbreviation, $|k_1, k_2, \dots, k_n\rangle$, for $|k_1\rangle|k_2\rangle \dots |k_n\rangle$. Let the eigenstates of \mathbf{U} be $|\Psi_m\rangle$, for $m = 1, 2, \dots, N$, with corresponding eigenvalues $e^{i\Psi_m}$. Each such eigenstate can be expanded in the computational basis,

$$\begin{aligned} |\Psi_m\rangle &= c_0|0\rangle + \dots + c_{N-1}|N-1\rangle \\ &= c_0|0, \dots, 0\rangle + \dots + c_{N-1}|d-1, \dots, d-1\rangle, \end{aligned} \quad (9)$$

where the coefficients are determined by \mathbf{U} . Following an argument given by Deutsch [16], we write \mathbf{U} as a product of N unitary transforms, each N -dimensional, that has the same eigenstates and eigenvalues as that of \mathbf{U} ,

$$\mathbf{U} = \sum_{m=1}^N e^{i\Psi_m} |\Psi_m\rangle \langle \Psi_m| = \mathbf{W}_1 \mathbf{W}_2 \dots \mathbf{W}_N, \quad (10)$$

$$\mathbf{W}_m : \begin{cases} |\Psi_m\rangle \mapsto e^{i\Psi_m} |\Psi_m\rangle; \\ |\Psi_{m'}\rangle \mapsto |\Psi_{m'}\rangle \text{ for } m' \neq m. \end{cases} \quad (11)$$

The problem then reduces to simulating \mathbf{W}_m for an arbitrary m . We decompose \mathbf{W}_m into two transforms that are easier to simulate using elementary gates,

$$\mathbf{W}_m = \mathbf{Z}_m^\dagger \mathbf{X}_m \mathbf{Z}_m = \mathbf{Z}_m^{-1} \mathbf{X}_m \mathbf{Z}_m, \quad (12)$$

where \mathbf{Z}_m and \mathbf{X}_m are the N -dimensional analogs of Z_d and X_d . We require only that \mathbf{Z}_m transform the m^{th} eigenstate to $|N-1\rangle$,

$$\mathbf{Z}_m(c_0, c_1, \dots, c_{N-1}) : |\Psi_m\rangle \mapsto |N-1\rangle, \quad (13)$$

which does not determine the transform uniquely, as in the case of Z_d . We define \mathbf{X}_m as the transform that advances the phase of $|N-1\rangle$ by the m^{th} eigenphase, leaving all other computational states unchanged,

$$\mathbf{X}_m(\Psi_m) : \begin{cases} |N-1\rangle \mapsto e^{i\Psi_m} |N-1\rangle, \\ |m'\rangle \mapsto |m'\rangle \text{ for } m' \neq N-1. \end{cases} \quad (14)$$

We need to show that $\mathbf{W}_m = \mathbf{Z}_m^{-1} \mathbf{X}_m \mathbf{Z}_m$ satisfies Eq. (11). First note that

$$\mathbf{Z}_m^{-1} \mathbf{X}_m \mathbf{Z}_m |\Psi_m\rangle = \mathbf{Z}_m^{-1} e^{i\Psi_m} |N-1\rangle = e^{i\Psi_m} |\Psi_m\rangle. \quad (15)$$

For $m' \neq m$, the state $\mathbf{Z}_m |\Psi_{m'}\rangle$ has no projection along $|N-1\rangle$,

$$\langle N-1 | \mathbf{Z}_m |\Psi_{m'}\rangle = \langle \Psi_m | \mathbf{Z}_m^\dagger \mathbf{Z}_m |\Psi_{m'}\rangle = \langle \Psi_m | \Psi_{m'}\rangle = 0,$$

which implies that \mathbf{X}_m has no effect on $\mathbf{Z}_m |\Psi_{m'}\rangle$. Hence,

$$\mathbf{Z}_m^\dagger \mathbf{X}_m \mathbf{Z}_m |\Psi_{m'}\rangle = \mathbf{Z}_m^\dagger \mathbf{Z}_m |\Psi_{m'}\rangle = |\Psi_{m'}\rangle. \quad (16)$$

Combining Eqs. (10-12), we see that \mathbf{Z}_m and \mathbf{X}_m are sufficient to simulate \mathbf{U} . For $N = d$, this implies that Z_d and X_d contain all single-qudit unitary transforms. In the multi-qudit case, we show that \mathbf{Z}_m and \mathbf{X}_m can be

built from the elementary two-qudit gates, $\mathbf{\Gamma}_2[Z_d]$ and $\mathbf{\Gamma}_2[X_d]$, and their one-qudit counterparts, Z_d and X_d . We first show this for the n -qudit analog of $\mathbf{\Gamma}_2$,

$$\mathbf{\Gamma}_n[Y_d] \equiv \text{Apply } Y_d \text{ to the } n^{\text{th}} \text{ qudit if and only if the first } n-1 \text{ qudits are in } |d-1\rangle, \quad (17)$$

where $Y_d = Z_d$ or X_d . Eq. (17) has a matrix representation analogous to Eq. (7), with $\hat{1}_{d^2-d}$ replaced by $\hat{1}_{d^n-d}$. It is easy to see that $\mathbf{X}_m = \mathbf{\Gamma}_n[X_d(\Psi_m)]$, since \mathbf{X}_m affects only the last computational state, $|N-1\rangle = |d-1, \dots, d-1\rangle$. It is less apparent that \mathbf{Z}_m is also contained in Eq. (17). \mathbf{Z}_m and Z_d are similar in their transformation properties in that both take a superposition to a single state. However, Z_d acts within the state space of a single qudit, while \mathbf{Z}_m transforms the Hilbert space of all n qudits. This suggests that \mathbf{Z}_m can be achieved by using $\mathbf{\Gamma}_n[Z_d]$ to target the last qudit repeatedly, while successively permuting these states with the rest of the states in the computational basis. First, applying $\mathbf{\Gamma}_n[Z_d(c_{N-d}, \dots, c_{N-1})]$ to $|\Psi_m\rangle$ reduces the superposition of the last d states in Eq. (9) to $|N-1\rangle$, shown symbolically as

$$\begin{aligned} \{ |d-1, \dots, d-1, 0\rangle, \dots, |d-1, \dots, d-1, d-1\rangle \} \\ = \{ |N-d\rangle, \dots, |N-1\rangle \} \Rightarrow |N-1\rangle. \end{aligned} \quad (18)$$

The superposition of the next $d-1$ states in $|\Psi_m\rangle$ is reduced to $|N-1\rangle$ by permuting these with the last d states but $|N-1\rangle$,

$$\begin{aligned} \{ |N-2d+1\rangle, \dots, |N-d-1\rangle \} \\ \Leftrightarrow \{ |N-d\rangle, \dots, |N-2\rangle \}, \end{aligned} \quad (19)$$

and using Eq. (18) again. Continuing in this manner, successive blocks of $d-1$ states in $|\Psi_m\rangle$ are permuted with the last d states but $|N-1\rangle$, and reduced to $|N-1\rangle$ using $\mathbf{\Gamma}_n[Z_d]$, until the entire N -dimensional state, $|\Psi_m\rangle$, has been so reduced, completing the simulation of \mathbf{Z}_m . The permutation of states in Eq. (19) can also be done using $\mathbf{\Gamma}_n[Z_d]$ and $\mathbf{\Gamma}_n[X_d]$. To see this, note that a single-qudit permutation is already contained in Z_d and X_d . In particular, if $P_d(p, q)$ denotes the permutation of $|p\rangle$ and $|q\rangle$ for $p, q = 0, 1, \dots, d-1$, then

$$\begin{aligned} P_d(p, q) &= Z_d^\dagger(c_0, \dots, c_{d-1}) X_d(\pi) Z_d(c_0, \dots, c_{d-1}), \quad (20) \\ c_p &= -c_q = \frac{1}{\sqrt{2}}; \quad c_{r \neq p, q} = 0. \end{aligned}$$

Permuting two states in the n -qudit computational basis,

$$\begin{aligned} |j_1, j_2, \dots, j_n\rangle \Leftrightarrow |k_1, k_2, \dots, k_n\rangle; \\ j_i, k_i = 0, 1, \dots, d-1 \text{ for all } i, \end{aligned} \quad (21)$$

can be done one qudit at a time, starting with the first qudit. The last $n-1$ qudits in $|j_1, j_2, \dots, j_n\rangle$ are first converted to $|d-1\rangle$ by applying a single-qudit permutation, $P_d(j_i, d-1)$, to each qudit i . Then, conditional

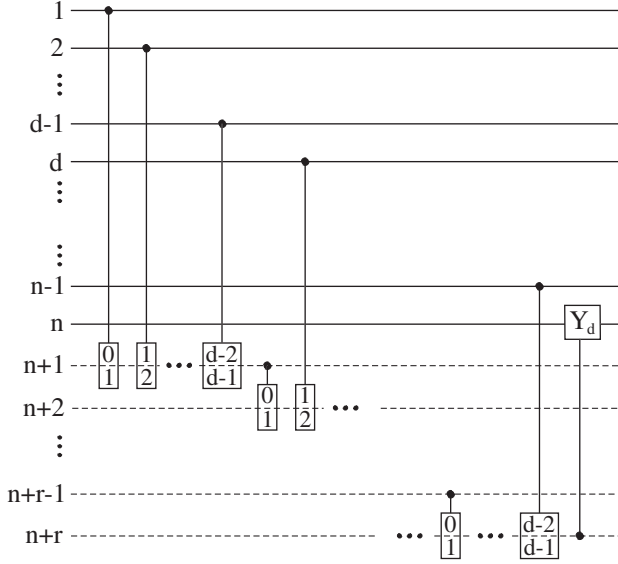


FIG. 1. Construction of $\Gamma_n[Y_d]$ from $\Gamma_2[Y_d]$, for $d > 2$.

on all but the first qudit being in $|d-1\rangle$, an analog of $\Gamma_n[P_d(j_1, k_1)]$ is applied to permute the first qudit from $|j_1\rangle$ to $|k_1\rangle$. The remaining qudits are then restored to their original states by the same single-qudit permutations, $P_d(j_i, d-1)$, used earlier. This procedure,

$$\prod_{i=2}^n P_d(j_i, d-1) : \\ |j_1, j_2, \dots, j_n\rangle \mapsto |j_1, d-1, \dots, d-1\rangle;$$

$$\Gamma_n[P_d(j_1, k_1)] : \\ |j_1, d-1, \dots, d-1\rangle \mapsto |k_1, d-1, \dots, d-1\rangle;$$

$$\prod_{i=2}^n P_d(j_i, d-1) : \\ |k_1, d-1, \dots, d-1\rangle \mapsto |k_1, j_2, \dots, j_n\rangle,$$

is repeated for each of the n qudits, permuting $|j_1, j_2, \dots, j_n\rangle$ and $|k_1, k_2, \dots, k_n\rangle$ without affecting any other computational state.

Thus, any n -qudit unitary operator \mathbf{U} can be written in terms of the logic gates, $\Gamma_n[Y_d]$, for $Y_d = Z_d$ or X_d . We now show that $\Gamma_n[Y_d]$ can be built from the two-qudit gates, $\Gamma_2[Y_d]$, of Eq. (7). One way of doing this is illustrated in Fig. 1 for $d > 2$. The horizontal lines denote the qudits, with solid lines denoting the n computational qudits and dashed lines denoting additional auxiliary qudits that have been initialized to $|0\rangle$. This simulation uses $r = \lceil (n-2)/(d-2) \rceil$ auxiliary qudits ($\lceil x \rceil$ means the smallest integer greater than x), where $(n-2)/(d-2)$ has been assumed for simplicity to be an integer in the figure. The vertical lines represent the two-qudit conditional gates, originating from the control qudit (which is required to be in $|d-1\rangle$ for the gate to apply) and terminating in a box on the target qudit. The boxes with two rows p and q represent $\Gamma_2[P_d(p, q)]$, the conditional permutation of $|p\rangle$ and $|q\rangle$. The box containing Y_d represents $\Gamma_2[Y_d]$, for $Y_d = Z_d$ or X_d . We want

the combination of all these gates to implement $\Gamma_n[Y_d]$, applying Y_d to qudit n if and only if the first $n-1$ qudits are in $|d-1\rangle$.

Reading from left to right in the figure, the first permutation, $\Gamma_2[P_d(0, 1)]$, increments auxiliary qudit $n+1$ from $|0\rangle$ to $|1\rangle$ if and only if qudit 1 is in $|d-1\rangle$. The second permutation, $\Gamma_2[P_d(1, 2)]$, increments qudit $n+1$ from $|1\rangle$ to $|2\rangle$ if and only if qudit 2 is in $|d-1\rangle$, and so on. Continuing this way, we see that qudit $n+1$ reaches $|d-1\rangle$ if and only if all of the first $d-1$ computational qudits are in $|d-1\rangle$. This information is then transferred to the second auxiliary qudit, $n+2$, by the gate $\Gamma_2[P_d(0, 1)]$, which increments qudit $n+2$ from $|0\rangle$ to $|1\rangle$ provided qudit $n+1$ is in $|d-1\rangle$. This procedure is carried out sequentially through all of the computational states, until finally we have the auxiliary qudit $n+r$ reaching the state $|d-1\rangle$ (in the case where $(n-2)/(d-2)$ is an integer) if and only if all of the first $n-1$ computational qudits are in $|d-1\rangle$. Controlled by this last qudit, $\Gamma_2[Y_d]$ then acts on qudit n , completing the simulation of $\Gamma_n[Y_d]$. Although not shown in the figure, the two-qudit permutation gates $\Gamma_2[P_d(p, q)]$ are re-applied to the auxiliary qudits at the end to disentangle them from the computational basis and restore them to $|0\rangle$ for re-use.

This completes the proof that two-qudit gates of the form, $\Gamma_2[Z_d]$ and $\Gamma_2[X_d]$, together with the one-qudit gates, Z_d and X_d , are universal for quantum computing.

III. ION TRAP IMPLEMENTATION

In this section, we discuss one method of implementing the gates, $\Gamma_2[Z_d]$ and $\Gamma_2[X_d]$, in which each qudit is represented by a d -level atom. We use the linear ion trap scheme for quantum computing, proposed by Cirac and Zoller [6], to model the two-qudit interaction.

The transform X_d does not affect the populations of the d states in the qudit, but only changes the phase of $|d-1\rangle$, relative to the other states. Since only one state is affected in the process, X_d is effectively the same as its binary counterpart, X_2 , from a physical standpoint. We can implement this transform in the atom by coupling $|d-1\rangle$ to an auxiliary state in the atom using a 2π -pulse, which does not leave any population in this state at the end of the pulse. In the interaction picture, the phase of $|d-1\rangle$ after the pulse will be different if the detuning is made time-dependent. One way to realize a time-dependent detuning is by using a Stark field to shift the energies of the two levels over time. The other computational states in the atom are not affected in the process if they are far off-resonance and the fields are sufficiently weak.

Unlike X_d , the transform Z_d involves all of the states in the qudit, acting on a d -state superposition with the coefficients, c_0, c_1, \dots, c_{d-1} , as shown in Eq. (5). The implementation of such a transform can be posed as a problem in quantum optimal control [17]. If there are

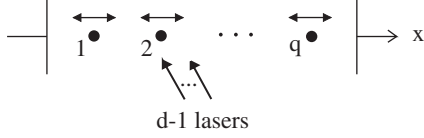


FIG. 2. Linear ion trap, with q ions. Trap axis is along x .

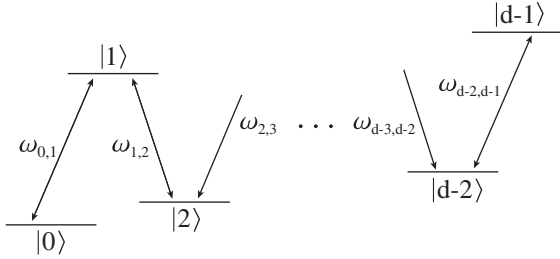


FIG. 3. Level scheme for a d -level ion, with $d-1$ neighboring transitions.

$2d-1$ physical controls available for manipulating the qudit, an optimization on these controls can be done with the fidelity governed by Eq. (5).

A time-domain approach to this problem in a multi-level atom was studied by Noel and Stroud [18], where the control parameters were the amplitudes and time delays of a sequence of d laser pulses, and the goal was to excite a d -state wave packet in the atom, starting from the ground state. However, when the ground state population becomes significantly depleted, non-iterative methods may not be sufficient for creating arbitrary wave packets in the atom [19]. We consider an alternate frequency-domain approach to implementing Z_d , where the control parameters are the amplitudes and phases of different laser fields that are tuned near resonance to $d-1$ atomic transitions, and that are adiabatically turned on and off over a controlled time period. To realize the two-qudit gates Γ_2 , we consider a multi-valued extension of the linear ion trap scheme.

Consider q identical d -level ions confined in a linear harmonic trap with frequency ν_x , each of which can interact with $d-1$ lasers at a given time (see Fig. 2). If each laser is detuned from the associated atomic resonance by ν_x , only the center-of-mass (CM) normal mode of the trap is excited in the absence of power broadening. By laser cooling, the ions are initially assumed to be in the vibrational ground state of this mode, where each ion vibrates about its equilibrium position with an amplitude that is small compared to an optical wavelength. The trap is then characterized by a Lamb-Dicke parameter, $\eta = k_x(\hbar/2m\nu_x)^{1/2}$, that is small compared to unity, where m is the mass of each ion and k_x is the laser wave vector along the trap axis. If \hat{a}^\dagger and \hat{a} are the creation and annihilation operators for the CM mode, and $\hat{\sigma}_{jj} = |j\rangle\langle j|$ are the internal projection operators for

a given d -level ion in the trap, the Hamiltonian for this ion in the absence of interaction fields is

$$\hat{H}_0 = \hbar\nu_x(\hat{a}^\dagger\hat{a} + \frac{1}{2}) + \sum_{j=0}^{d-1} \hbar\omega_j \hat{\sigma}_{jj}. \quad (22)$$

The computational level scheme considered is shown in Fig. 3, where the transition frequencies, $\omega_{j,j+1} = |\omega_{j+1} - \omega_j|$, are distinct compared to the linewidths of the levels. For the purpose of implementing Z_d , it is sufficient to have only the neighboring levels coupled. This can be reinforced by using appropriate selection rules to suppress the other transitions. The $d-1$ neighboring transitions are driven by near-resonant laser fields that have a standing-wave configuration along the trap axis,

$$\begin{aligned} \mathbf{E}(\hat{x}, t) &= \sum_{j=0}^{d-2} \epsilon_{j,j+1} [E_{j,j+1} e^{-i\alpha_{j,j+1}t} + \text{c.c.}] \cos(k_{j,j+1}\hat{x} + \varphi) \\ &= \sum_{j=0}^{d-2} \epsilon_{j,j+1} [E_{j,j+1} e^{-i\alpha_{j,j+1}t} + \text{c.c.}] \\ &\quad \times \left[\cos(\varphi) - \frac{\eta_{j,j+1}}{\sqrt{q}} (\hat{a}^\dagger + \hat{a}) \sin(\varphi) + \mathcal{O}(\eta_{j,j+1}^2) \right], \end{aligned} \quad (24)$$

where $E_{j,j+1}$ and $\alpha_{j,j+1}$ are the (complex) field amplitudes and field frequencies corresponding to the atomic transitions, and $\epsilon_{j,j+1}$ and $k_{j,j+1}$ are the associated polarizations and wave vector components. The field dependence on \hat{y} and \hat{z} has been suppressed due to the strong trap confinement along these directions. When $\varphi = \pi/2$ or 0, the standing waves make a node or antinode at the ion's equilibrium position, $\langle \hat{x} \rangle = 0$. We have used

$$\hat{x} = (\hbar/2qm\nu_x)^{1/2}(\hat{a}^\dagger + \hat{a}) \quad (25)$$

for the displacement of the ion from equilibrium, where qm is the effective mass of the CM mode. Each cosine in Eq. (23) has been expanded in powers of the corresponding Lamb-Dicke parameter, $\eta_{j,j+1} = k_{j,j+1}(\hbar/2m\nu_x)^{1/2}$, and only terms up to first order in $\eta_{j,j+1}$ are kept in the limit, $\eta_{j,j+1} \ll 1$, for each j . For the level scheme under consideration, the internal dipole moment of the ion is effectively

$$\hat{\mathbf{d}} = \sum_{j=0}^{d-2} [\mathbf{d}_{j,j+1} \hat{\sigma}_{j,j+1}^\dagger + \mathbf{d}_{j,j+1}^* \hat{\sigma}_{j,j+1}], \quad (26)$$

where $\hat{\sigma}_{j,j+1}$ and $\mathbf{d}_{j,j+1}^*$ are the transition operator and matrix element corresponding to the downward transition between levels $|j\rangle$ and $|j+1\rangle$. The ion-field interaction is described in the dipole approximation, using the Hamiltonian,

$$\hat{H}_{\text{dip}} = -\hat{\mathbf{d}} \cdot \mathbf{E}(\hat{x}, t), \quad (27)$$

where the field depends on the center-of-mass position, \hat{x} , of the ion. This interaction couples the electronic ($\hat{\sigma}, \hat{\sigma}^\dagger$) and vibrational (\hat{a}, \hat{a}^\dagger) degrees of freedom of the ion.

We study the time evolution in the interaction picture, where the operators $\hat{a}(t)$ and $\hat{\sigma}_{j,j+1}(t)$ evolve according to H_0 , as $\hat{a} e^{-i\nu_x t}$ and $\hat{\sigma}_{j,j+1} e^{-i\omega_{j,j+1} t}$. When $\varphi = 0$, the field expansion in Eq. (24) does not contain \hat{a}^\dagger and \hat{a} to first approximation, and H_{dip} only affects the internal states of the ion. Tuning each laser to resonance in this case, $\alpha_{j,j+1} = \omega_{j,j+1}$, we find that H_{dip} becomes time-independent in the interaction picture under the rotating-wave approximation,

$$\hat{H}_{\text{dip,V}} = -\hbar \sum_{j=0}^{d-2} [\Omega_{j,j+1} \hat{\sigma}_{j,j+1}^\dagger + \Omega_{j,j+1}^* \hat{\sigma}_{j,j+1}], \quad (28)$$

where $\Omega_{j,j+1} = (\mathbf{d}_{j,j+1} \cdot \boldsymbol{\epsilon}_{j,j+1} E_{j,j+1})/\hbar$ is the Rabi frequency for the transition between levels $|j\rangle$ and $|j+1\rangle$. Alternately, when $\varphi = \pi/2$, the field is linear in \hat{a}^\dagger and \hat{a} to first approximation, and H_{dip} affects both the internal and external states of the ion. In this case, detuning each laser above or below resonance by the trap frequency, $\alpha_{j,j+1} = \omega_{j,j+1} \pm \nu_x$, we find

$$\hat{H}_{\text{dip,U}_+} = \hbar \sum_{j=0}^{d-2} \frac{\eta_{j,j+1}}{\sqrt{q}} [\Omega_{j,j+1} \hat{\sigma}_{j,j+1}^\dagger \hat{a}^\dagger + \Omega_{j,j+1}^* \hat{\sigma}_{j,j+1} \hat{a}]; \quad (29)$$

$$\hat{H}_{\text{dip,U}_-} = \hbar \sum_{j=0}^{d-2} \frac{\eta_{j,j+1}}{\sqrt{q}} [\Omega_{j,j+1} \hat{\sigma}_{j,j+1}^\dagger \hat{a} + \Omega_{j,j+1}^* \hat{\sigma}_{j,j+1} \hat{a}^\dagger]. \quad (30)$$

The unitary time evolution operator corresponding to Eq. (28),

$$\hat{V} = \exp[-i(t/\hbar) \hat{H}_{\text{dip,V}}], \quad (31)$$

mixes the d internal states of the ion without affecting the trap state, and turns out to be sufficient for generating the single-qudit gates Z_d , up to an overall phase factor. The time evolution operators corresponding to Eqs. (29,30),

$$\hat{U}_\pm = \exp[-i(t/\hbar) \hat{H}_{\text{dip,U}_\pm}], \quad (32)$$

conditionally couple the internal and external coordinates of the ion. Whenever the internal energy of the ion is raised ($\hat{\sigma}^\dagger$), \hat{U}_+ raises the trap energy (\hat{a}^\dagger), while \hat{U}_- lowers the trap energy (\hat{a}), in tandem. This conditionality arises from the rotating-wave approximation, which retains only the energy-conserving terms in the Hamiltonian. Using \hat{U}_\pm and \hat{V} in stages, we will show that the two-qudit gates, $\mathbf{\Gamma}_2[Y_d]$, can be implemented between two ions in the trap.

First we show how to construct Z_d from \hat{V} . In the binary case, $d = 2$, we set all the Rabi frequencies except

$\Omega_{0,1}$ equal to zero. The levels $|0\rangle$ and $|1\rangle$ then undergo two-level Rabi oscillations,

$$\hat{V} \rightarrow \Omega^{-1} \begin{bmatrix} \Omega C & i\Omega_{0,1}^* S \\ i\Omega_{0,1} S & \Omega C \end{bmatrix} \begin{bmatrix} |0\rangle \\ |1\rangle \end{bmatrix}, \quad (33)$$

where $C = \cos \Omega t$, $S = \sin \Omega t$, and $\Omega = |\Omega_{0,1}|$. Given a state $c_0|0\rangle + c_1|1\rangle$, we can choose $\Omega_{0,1}$ and t such that

$$\frac{\Omega_{0,1}}{\Omega} = \frac{c_0^* c_1}{i|c_0 c_1|}; \quad \cos \Omega t = |c_1|, \quad (34)$$

which makes \hat{V} implement the transform of Eq. (2), up to an overall phase, $i \arg c_1$, simulating the binary gate Z_2 . In the ternary case, we set all the Rabi frequencies except $\Omega_{0,1}$ and $\Omega_{1,2}$ equal to zero, leaving a three-level Λ -system (see Fig. 3). In this case, the levels $|0\rangle$, $|1\rangle$ and $|2\rangle$ evolve according to

$$\hat{V} \rightarrow \Omega^{-2} \times \quad (35)$$

$$\begin{bmatrix} [|\Omega_{1,2}|^2 + |\Omega_{0,1}|^2 C & i\Omega_{0,1}^* \Omega S & \Omega_{0,1}^* \Omega_{1,2} (C-1)] \\ i\Omega_{0,1} \Omega S & \Omega^2 C & i\Omega_{1,2} \Omega S \\ \Omega_{0,1} \Omega_{1,2}^* (C-1) & i\Omega_{1,2}^* \Omega S & |\Omega_{0,1}|^2 + |\Omega_{1,2}|^2 C \end{bmatrix} \begin{bmatrix} |0\rangle \\ |1\rangle \\ |2\rangle \end{bmatrix},$$

where $C = \cos \Omega t$, $S = \sin \Omega t$, and $\Omega^2 = |\Omega_{0,1}|^2 + |\Omega_{1,2}|^2$. Given a state $c_0|0\rangle + c_1|1\rangle + c_2|2\rangle$, we can choose $\Omega_{0,1}$, $\Omega_{1,2}$ and t such that

$$\frac{\Omega_{0,1}}{\Omega} = \frac{c_0^* c_1}{i|c_1|^2} \frac{S}{1-C}; \quad \frac{\Omega_{1,2}}{\Omega} = \frac{ic_1 c_2^*}{S|c_2|}; \quad (36)$$

$$\cos \Omega t = \frac{|c_1|^2}{1-|c_2|} - 1,$$

which makes \hat{V} implement the transform of Eq. (5) for $d = 3$, up to an overall phase, $i \arg c_2$, simulating the ternary gate Z_3 . In the d -valued case, we require \hat{V} to implement Z_d in Eq. (5) for an arbitrary d ,

$$\hat{V}(\Omega_{0,1}, \Omega_{1,2}, \dots, \Omega_{d-2,d-1}; t): \quad (37)$$

$$c_0|0\rangle + c_1|1\rangle + \dots + c_{d-1}|d-1\rangle \mapsto e^{i\phi}|d-1\rangle,$$

where ϕ has been introduced to allow for an overall phase offset. The controls in \hat{V} are the $d-1$ complex Rabi frequencies, and the interaction time. The adjoint of the transform in Eq. (37) can be written as

$$\hat{V}^\dagger|d-1\rangle = e^{-i\phi} [c_0|0\rangle + c_1|1\rangle + \dots + c_{d-1}|d-1\rangle]. \quad (38)$$

Projecting this equation onto $\langle p|$ and taking the complex conjugate of both sides, we get

$$\langle d-1|\hat{V}|p\rangle = c_p^* e^{i\phi}, \quad p = 0, 1, \dots, d-1, \quad (39)$$

which relates d of the matrix elements of \hat{V} to the coefficients, c_0, \dots, c_{d-1} . These d equations have to be inverted to find the controls, $\Omega_{0,1}, \dots, \Omega_{d-2,d-1}$, and t .

Analytical solutions are given for the binary and ternary cases in Eqs. (34) and (36). This allows \hat{V} to implement Z_d up to a phase gate, $X_d(\phi)$.

Two-qudit gates of the form $\Gamma_2[Y_d]$ can be implemented using both U_{\pm} and V interactions, and an auxiliary manifold of d additional levels in each ion. To see this, write the original state of the two-ion system in the form,

$$|\Psi\rangle_C |\Phi\rangle_T |\underline{0}\rangle, \quad (40)$$

where $|\Psi\rangle_C$ is the original control ion state, $|\Phi\rangle_T$ is the original target ion state, and $|\underline{0}\rangle$ is the trap ground state. Applying a π -pulse of the U_{\pm} interaction to the control ion, we first transform all of the computational states in this ion except $|d-1\rangle_C$ to their auxiliary counterparts, conditional on exciting the trap to $|\underline{1}\rangle$. We leave $|d-1\rangle_C|\underline{0}\rangle$ unaffected by turning off the corresponding laser in U_{\pm} . We then restore the internal state of the control ion to its original configuration by using a π -pulse of the V interaction, which does not affect the trap. The entangled state of the system is then given by

$$|\Psi_{d-1}\rangle_C |\Phi\rangle_T |\underline{0}\rangle + |\Psi_{\text{other}}\rangle_C |\Phi\rangle_T |\underline{1}\rangle, \quad (41)$$

where $|\Psi\rangle_C = |\Psi_{d-1}\rangle_C + |\Psi_{\text{other}}\rangle_C$. We see that all of the control states except $|d-1\rangle_C$ are entangled with the trap state $|\underline{1}\rangle$. Applying a π -pulse of the U_{\pm} interaction to the target ion now, we transform all of its computational states to their auxiliary counterparts, conditional on de-exciting the trap,

$$|\Psi_{d-1}\rangle_C |\Phi\rangle_T |\underline{0}\rangle + |\Psi_{\text{other}}\rangle_C |\Phi_{\text{aux}}\rangle_T |\underline{0}\rangle, \quad (42)$$

where $|\Phi_{\text{aux}}\rangle_T$ is the original target ion state written in the auxiliary basis. The first term in expression (41) is not affected by this operation since the trap ground state cannot be de-excited. Next, applying \hat{V} in the computational basis of the target ion, we simulate $Y_d = Z_d$ or X_d , transforming $|\Phi\rangle_T$ but not affecting $|\Phi_{\text{aux}}\rangle_T$,

$$|\Psi_{d-1}\rangle_C \{\hat{Y}_d|\Phi\rangle_T\} |\underline{0}\rangle + |\Psi_{\text{other}}\rangle_C |\Phi_{\text{aux}}\rangle_T |\underline{0}\rangle. \quad (43)$$

The target ion state $|\Phi_{\text{aux}}\rangle_T$ is then restored to the computational basis by reversing the operations that took us from expression (40) to expression (42), giving

$$|\Psi_{d-1}\rangle_C \{\hat{Y}_d|\Phi\rangle_T\} |\underline{0}\rangle + |\Psi_{\text{other}}\rangle_C |\Phi\rangle_T |\underline{0}\rangle. \quad (44)$$

This completes the implementation of $\Gamma_2[Y_d]$ on expression (40), with the target ion transformed by Y_d conditional on the control ion being in $|d-1\rangle_C$. This two-qudit logic is made possible by the \hat{U}_{\pm} interaction, which allows the information about whether the control ion is in $|\Psi_{d-1}\rangle_C$ or $|\Psi_{\text{other}}\rangle_C$ to be carried to the target ion via entanglement with the trap states, $|\underline{0}\rangle$ or $|\underline{1}\rangle$. This shows that universal multi-valued computing is feasible in the linear ion trap scheme.

IV. SUMMARY

We conclude with a comparison of the binary and multi-valued approaches to quantum computing. The main advantage of the latter is a logarithmic reduction in the number of separate quantum systems needed to span the quantum memory. For a Hilbert space of N dimensions, corresponding to $n_2 = \log_2 N$ qubits, the number of qudits needed to store this information is

$$n = \frac{\log_2 N}{\log_2 d} = \frac{n_2}{\log_2 d}. \quad (45)$$

Note that this retains the same scaling in N and d with the inclusion of the auxiliary qudits used in the gate construction of Fig. 1. Using a binary equivalent of this construction, we find that the overall time-complexity of a binary simulation is $\mathcal{O}[n_2^2 N^2]$. That is, this many two-qubit gates are required to simulate an N -dimensional unitary operator \mathbf{U} . By analogy, the number of two-qudit gates used in the construction of section II scales as $\mathcal{O}[n^2 N^2]$, or

$$\mathcal{O}[n^2 N^2] = \mathcal{O}\left[\frac{(\log_2 N)^2 N^2}{(\log_2 d)^2}\right] = \mathcal{O}\left[\frac{n_2^2 N^2}{(\log_2 d)^2}\right], \quad (46)$$

where we have used Eq. (45). Eq. (46) represents an upper bound on the time-complexity of a multi-valued simulation, and shows that this has a $(\log_2 d)^2$ advantage over the binary case. This comes at the cost of larger elementary gates, $\Gamma_2[Y_d]$, which require d states in each ion to be controlled, not just two. This suggests that we ought to multiply the multi-valued time-complexity in Eq. (46) by d for a physically relevant comparison with the binary case. However, the frequency-domain approach taken to constructing the V and U_{\pm} interactions in Eqs. (28-30) assumes that the $d-1$ lasers operate simultaneously on each ion, which allows a two-qudit gate to be implemented without slowing down the computation in real time. The cost of the multi-valued speed-up in this case is the need for multiple lasers to address the corresponding transitions in the d -level ion.

Finally, we must make note of the non-logarithmic scaling in N in Eq. (46), which shows the inefficiency of this construction for simulating arbitrary N -dimensional unitary transforms. This is analogous to the binary case, where only certain unitary transforms admit an efficient simulation in terms of elementary gates, making them useful for efficient quantum algorithms.

We thank David Aronstein for helpful comments. This work was supported by the Army Research Office through the MURI Center for Quantum Information.

* Electronic Address: amuthuk@optics.rochester.edu

- [1] D. P. DiVincenzo, Phys. Rev. A **51**, 1015 (1995).
- [2] T. Sleator and H. Weinfurter, Phys. Rev. Lett. **74**, 4087 (1995).

- [3] A. Barenco, Proc. R. Soc. London. A **449**, 679 (1995).
- [4] A. Barenco et al., Phys. Rev. A **52**, 3457 (1995).
- [5] T. Toffoli, Tech. Memo MIT/LCS/TM-151, MIT Lab. for Comp. Sci. (1980).
- [6] J. I. Cirac and P. Zoller, Phys. Rev. Lett. **74**, 4091 (1995).
- [7] C. Monroe et al., Phys. Rev. Lett. **75**, 4714 (1995).
- [8] D. C. Rine, ed., *Computer Science and Multiple-valued Logic* (Elsevier Science Publishing Company, Inc., New York, 1984).
- [9] H. F. Chau, Phys. Rev. A **55**, R839 (1997).
- [10] E. M. Rains, I.E.E.E. Trans. on Info. Theory **45**, 1827 (1999).
- [11] A. Ashikhmin and E. Knill, e-print quant-ph/0005008.
- [12] D. Gottesman, Chaos, Solitons and Fractals **10**, 1749 (1999).
- [13] D. Aharonov and M. Ben-Or, e-print quant-ph/9906129.
- [14] A. V. Burlakov et al., Phys. Rev. A **60**, R4209 (1999).
- [15] L. K. Grover, Phys. Rev. Lett. **79**, 325 (1997).
- [16] D. Deutsch, Proc. R. Soc. London A **425**, 73 (1989).
- [17] S. Shi and H. Rabitz, J. Chem. Phys. **92**, 364 (1990).
- [18] M. W. Noel and C. R. Stroud, Jr., Optics Express **1**, 176 (1997).
- [19] L. E. E. de Araujo, I. A. Walmsley, and C. R. Stroud, Jr., Phys. Rev. Lett. **81**, 955 (1998).