

Submitted to Journal of Geophysical Research, 27 June, 1999.

Ionospheric HF pump wave triggering of local auroral activation

N. F. Blagoveshchenskaya,¹ V. A. Kornienko,¹ T. D. Borisova,¹ B. Thidé,² M. J. Kosch,³ M. T. Rietveld,³ R. Yu. Luk'yanova,¹ and O. A. Troshichev¹

Abstract.

Experimental results from Tromsø HF pumping experiments in the nightside auroral E region are reported. We found intriguing evidence that a modification of the ionosphere-magnetosphere coupling, due to the effects of powerful HF waves beamed into an auroral sporadic E layer, can lead to a local intensification of the auroral activity. Summarizing multi-instrument ground-based observations, one can distinguish the following peculiarities related to this auroral activation: modification of the auroral arc and its break-up above Tromsø; local changes of the horizontal currents in the vicinity of Tromsø; increase of the electron temperature and ion velocities at altitudes above the HF pump reflection level; distinctive features in dynamic HF radio scatter Doppler spectra; pump-induced electron precipitation; substorm activation exactly above Tromsø. The mechanisms of the modification of the ionosphere-magnetosphere coupling through the excitation of the turbulent boundary layer between the base of the ionosphere (~ 100 km) and the level of sharp increase of the Alfvén velocity ($\gtrsim 1000$ km), and the formation of a local magnetospheric current system are discussed. The results suggest that a possible triggering of local auroral activation requires specific geophysical conditions.

Introduction

Field-aligned currents (FACs) play an important rôle in the process of energy transfer between the magnetosphere and the ionosphere. They establish the force balance between the hot, tenuous plasma of the magnetosphere and the cold, dense plasma of the ionosphere [Haerendel, 1990]. Important agents in the magnetosphere-ionosphere coupling are Alfvén waves, since they are equivalent to time-varying field-aligned currents. It has been suggested that the static coupling is dominant for large-scale magnetosphere-ionosphere coupling, while the Alfvén wave coupling is dominant for small-scale coupling [Nagatsuma *et al.*, 1996].

One of the most remarkable manifestations of the dynamic processes in the solar wind-magnetosphere-ionosphere system is the substorm phenomenon. It is known that a magnetospheric substorm involves two components: the directly driven component, and the energy storage release part. The driven system responds directly to changes in the interplanetary medium (IMF orientation, solar wind pressure) and involves the direct deposition of solar wind energy into the auroral ionosphere and the symmetric ring currents. The storage-release system pertains to the process of storage

of energy in the tail magnetic field and in the kinetic drift of the magnetotail particles. After that it is explosively released into the auroral ionosphere and symmetric ring current system [Rostoker *et al.*, 1987; Rostoker, 1999]. As pointed out by Rostoker [1999] the progress of the substorm may be produced by either the more global, directly driven process or a more localized, storage-release process and may be looked at either on a global scale or on a local scale.

During a substorm onset, the large-scale laminar magnetospheric convection is disrupted because the magnetospheric cross-tail current is diverted down the magnetic field lines [McPherron *et al.*, 1973]. This leads to the activation of the substorm current loop, the so-called substorm current wedge [Kamide and Baumjohann, 1993; Rostoker *et al.*, 1987]. Boström [1964] proposed two auroral current systems connected to the auroral electrojet. This model has not only remained valid up to present time, but also comprises most suggestions made later on.

Mechanisms for the triggering of the substorm activity could be several in number and both internal and external to the magnetosphere. However, the triggering process is thought to be stochastic in nature [Rostoker *et al.*, 1987; Rostoker, 1998, 1999; Samson *et al.*, 1996].

In recent times, the possibility of triggering magnetospheric substorms by artificial impacts has been discussed. The artificial localization of a magnetospheric substorm by

¹Arctic and Antarctic Research Institute, St. Petersburg, Russia.

²Swedish Institute of Space Physics, Uppsala Division, Sweden.

³Max-Planck-Institut für Aeronomie, Katlenburg-Lindau, Germany.

strong HF radio beams was considered by *Mogilevsky* [1999], based on measurements onboard the INTERBALL-2 (Auroral probe) satellite. From a consideration of results of active experiments, *Foster* [1998] concluded that substorm onsets may be initiated by such actions. Experimental results concerning artificial modification of the ionosphere-magnetosphere system were presented by *Blagoveshchenskaya et al.* [1998a, 1999] and *Kornienko et al.* [1999].

In this paper we report experimental results from Tromsø HF pumping experiments in the nightside auroral *E* region and present evidence for a modification, produced by powerful HF radio waves, of the ionosphere-magnetosphere coupling, leading to a local intensification of the auroral activity. Data from bistatic HF Doppler radio scatter, the IMAGE magnetometer network, the EISCAT UHF radar, the Tromsø dynasonde, and the digital all-sky imager (DASI) were used in the analysis.

Experimental methods and equipment used

The experiments reported here were conducted by using the EISCAT HF heating facility [*Rietveld et al.*, 1993] located near Tromsø (geographical coordinates 69.6°N, 19.2°E, $L = 6.2$, magnetic dip angle $I = 78^\circ$) in the pre-midnight hours of February 16 and 17, 1996. The Tromsø heater was operating at the frequency 4040 kHz, *O*-mode polarization, with a 4 min on/6 min off pump cycle, and an effective radiated power of 150 MW. The antenna beam was tilted 6° to the south, thus allowing HF pumping in a near field-aligned direction.

Bistatic scatter measurements of HF diagnostic signals were carried out on the London–Tromsø–St. Petersburg path at operational frequencies of 9410 and 12,095 kHz. The analysis of the received diagnostic waves, scattered from artificial field-aligned irregularities (AFAIs) above Tromsø, was made with a Doppler spectral method in St. Petersburg at a distance of about 1200 km; the receiving antenna was directed toward Tromsø. The geometry of the experiments is shown in Figure 1. Spectral processing of the diagnostic signals was made with a Fast Fourier Transform (FFT) method. On the 16 and 17 February, the frequency bandwidth used was 50 and 33 Hz, respectively, with a frequency resolution of about 0.1 Hz and a temporal resolution of about 10 s.

To facilitate the interpretation of the Doppler measurements, we used data from the IMAGE magnetometer network [*Lühr et al.*, 1996]. The locations of the IMAGE magnetometers are depicted in Figure 1. The time resolution of the IMAGE magnetometers used in this study was 10 s.

Optical data were obtained with the digital all-sky imager (DASI). Details of the instrumentation can be found in the work by *Kosch et al.* [1998]. The DASI is located at Skibotn, near Tromsø (69.3°N, 20.4°E). In this study we used 557.7 nm data with 10 s and 30 s temporal resolution.

To obtain information about possible changes of the electron temperatures, T_e , and ion velocities, V_i , due to the HF pumping, EISCAT UHF radar measurements at Tromsø

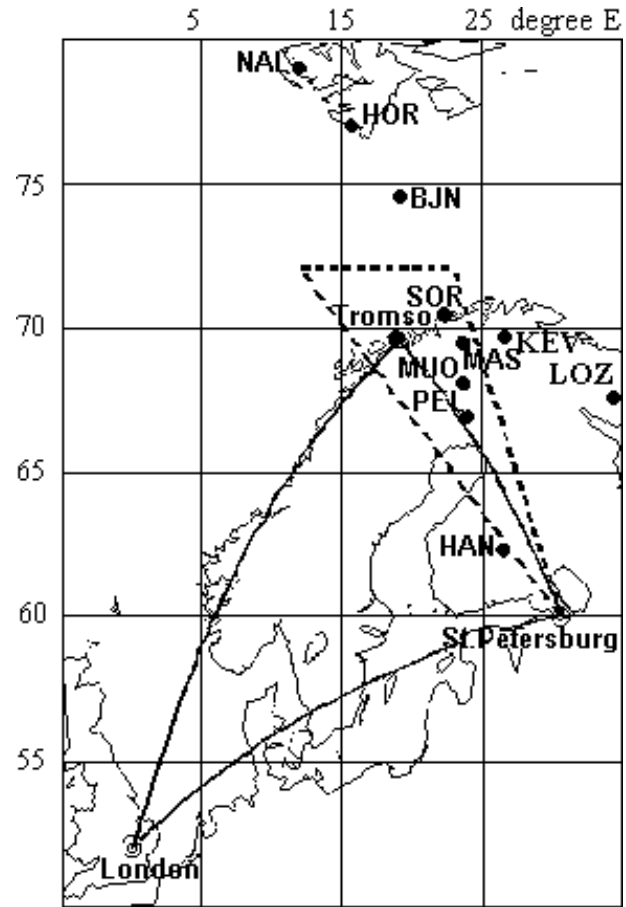


Figure 1. General view of the experiment geometry, indicating the position of the London–Tromsø–St. Petersburg path, where HF Doppler measurements of the HF signals scattered from AFAIs were made, and the locations of the IMAGE magnetometer stations. The names of the stations used are as follows: Ny Ålesund (NAL; 78.92°N, 11.95°E), Hornsund (HOR; 78.92°N, 11.95°E), Bear Island (BJN; 74.50°N, 19.20°E), Sørøya (SOR; 70.54°N, 22.22°E), Tromsø (TRO; 69.66°N, 18.94°E), Masi (MAS; 69.46°N, 23.70°E), Muonio (MUO; 68.02°N, 23.53°E), Pello (PEL; 66.90°N, 24.08°E), Hankasalmi (HAN; 62.30°N, 26.65°E), Kevo (KEV; 69.76°N, 17.01°E), and Lovozero (LOZ; 67.97°N, 22.22°E).

were also employed.

Observational results

The Tromsø dynasonde ionograms as well as the altitude-temporal variations of the electron density measured by the EISCAT UHF radar in course of the Tromsø pumping experiments on February 16 and 17, 1996, show the presence of an intense sporadic E_s layer with a maximum plasma frequency of $4.1 \leq f_0E_s \leq 4.5$ MHz at heights $110 \leq h_mE_s \leq 130$ km. We therefore conclude that the *E* region of the auroral ionosphere was actually the region where the powerful HF radio waves were reflected. This led to the generation of arti-

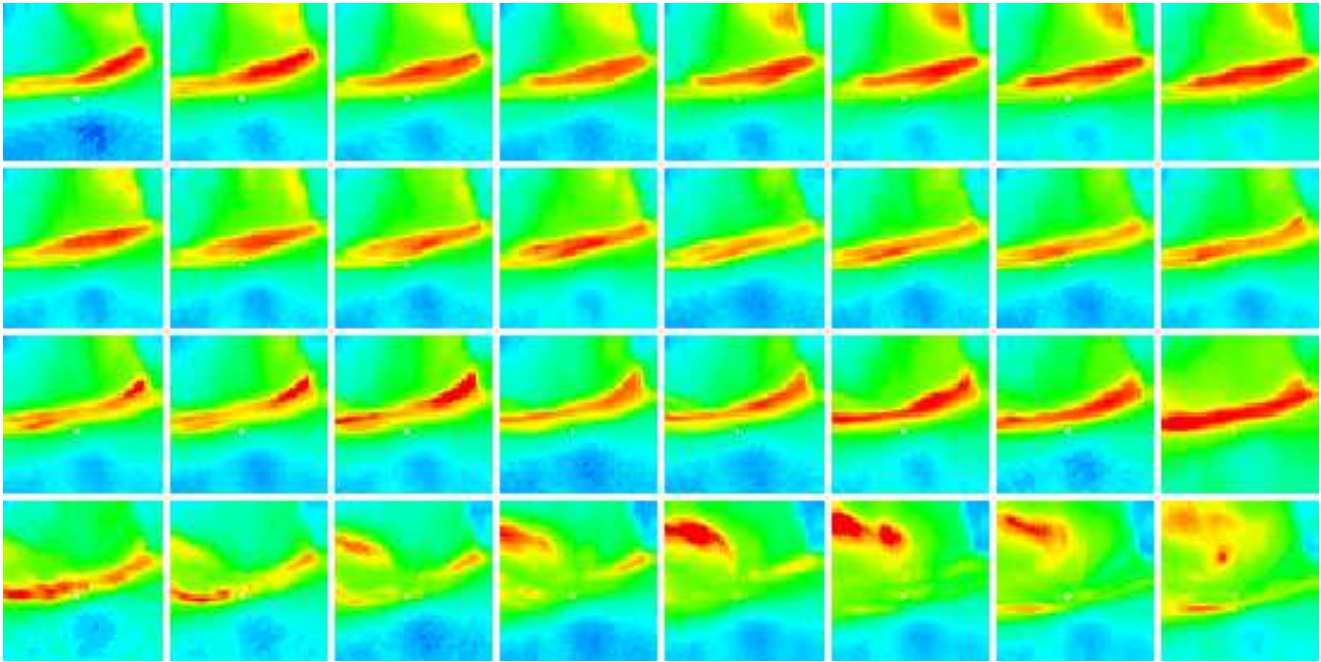


Plate 1. A sequence of all-sky imager plots at 557.7 nm obtained near Tromsø on February 17, 1996, from 20:29.30 to 20:34.40 UT. The spatial scale of each plot is $520 \times 520 \text{ km}^2$. The white point near the middle of each plot indicates the location of Tromsø. The plot time is 10 s. The Tromsø heater was turned on from 20:30 to 20:34 UT.

cial field-aligned irregularities (AFAIs) which scattered the 9 and 12 MHz signals used for Doppler diagnostics. It should be noted that, under the specific conditions when the pump waves are reflected from auroral E_s layers, the pump reflection height is close to the altitude of the heater-enhanced conductivity region which coincides with the auroral electrojet; see the review article by *Stubbe* [1996] and references therein.

Experiment on February 17, 1996

The experiment on February 17, 1996, was conducted from 20 to 22 UT. A very interesting observation in this experiment is the behavior of the auroral arc in the vicinity of Tromsø during the heating cycle 20:30–20:34 UT; see the DASI data in Plate 1. Beginning at 20:32 UT (third row in Plate 1), a gradual thinning of the auroral arc, accompanied by the appearance of a weak bulge above Tromsø, is observed. At 20:33.40 UT a break-up of the arc took place exactly above Tromsø.

The magnetic field X , Y , and Z components, as recorded by the NAL, HOR, BJN, SOR, TRO, MAS, MUO, PEL, and HAN stations of the IMAGE magnetometer network, are displayed in Figure 2; *cf.* also Figure 1. It can be seen that a substorm activation started at 20:00 UT. A second activation started at 20:33 UT, indicated by a large negative spike in the magnetic X component, localized in a narrow latitudinal region around Tromsø, from the SOR to the MAS station.

Examination of the peculiarities in the behavior of the X and Z magnetic components in Figure 2 shows that a new westward electrojet appeared at 20:33 UT exactly above

Tromsø (reversal of the Z component from positive values at SOR to negative values at MAS, with $Z \approx 0$ at the TRO station, and maximal negative amplitude of the X component ($X_{\max} = -130 \text{ nT}$ at Tromsø). Thereafter, at 20:38 UT, a large substorm started at higher latitudes ($X_{\max} = -400 \text{ nT}$ at the HOR station). We will only consider the substorm activation around Tromsø which started at 20:33 UT.

The behavior of the equivalent current vectors (from the X and Y magnetic components in Figure 2), describing the distribution of the magnetic disturbances from 20:29 to 20:36 UT, is summarized in Figure 5. It is clearly seen that the most drastic changes of the current directions and magnitudes in the vicinity of Tromsø from SOR to MAS occurred during the period 20:33–20:34 UT.

Studies of magnetograms from the Kevo (Figure 3) and Lovozero (Figure 4) stations, which are both located further east of Tromsø, clearly show that a westward traveling surge explanation of our data can be ruled out and that we can safely conclude that the substorm really occurred above Tromsø.

Figure 6 presents dynamic Doppler spectra of HF diagnostic signals recorded in St. Petersburg in the course of two heating cycles from 20:18 to 20:38 UT. The turning on of the Tromsø heater at 20:20 UT led to the appearance of an additional track, shifted from the direct signal by about -2.5 Hz . This additional track did not disappear until several seconds after the heater was turned off at 20:24 UT and was produced by diagnostic waves scattered from the artificial field-aligned irregularities (AFAIs) generated by the Tromsø HF heating facility in the auroral E region. It is believed [*Djuth et al.*,

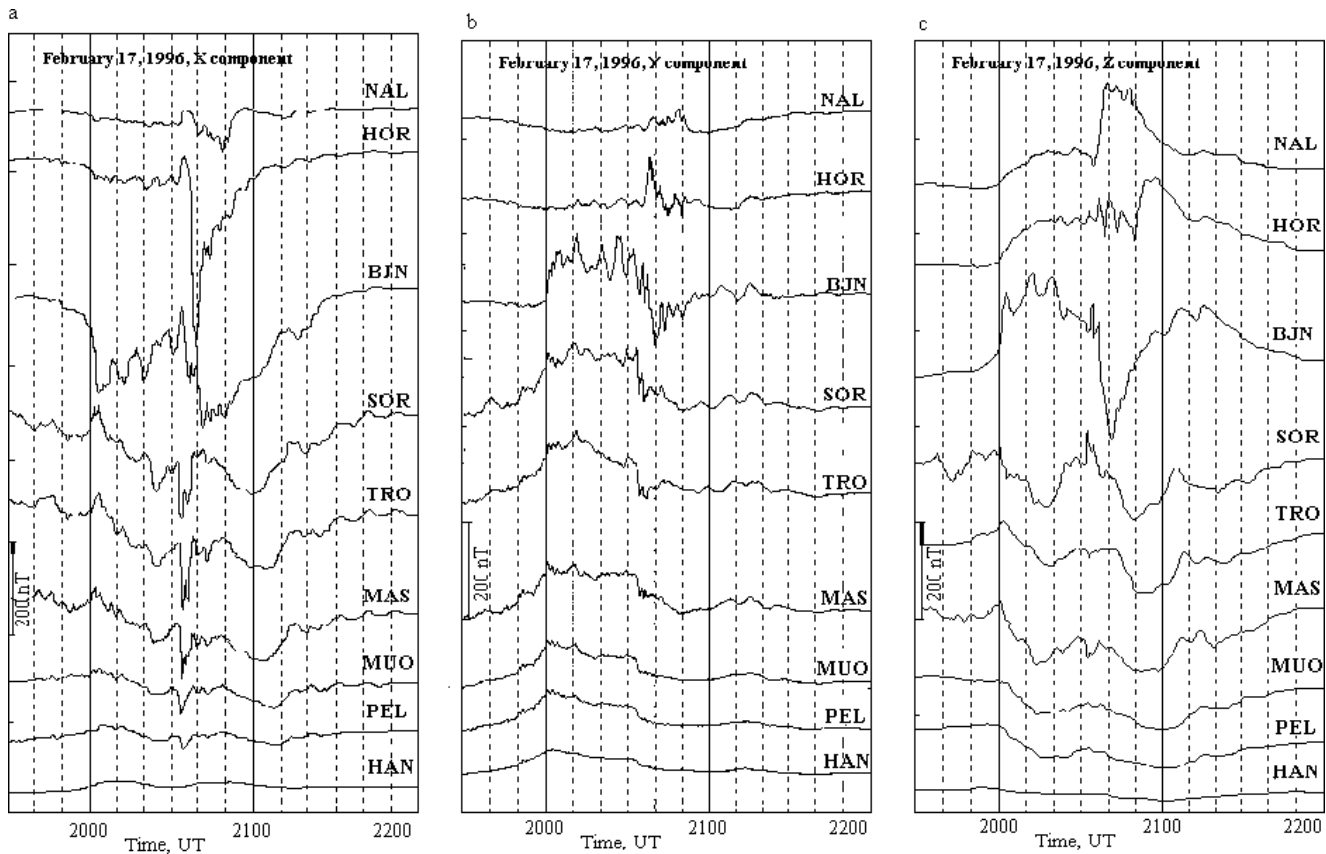


Figure 2. The temporal behavior of the X, Y, and Z components of the magnetic field variations on February 17, 1996. Data from the IMAGE magnetometers.

1985; Noble et al., 1987] that a thermal resonance instability at the UH level is the strongest candidate for the excitation of AFAs in the E region.

As can also be seen from Figure 6, the heater turn-on at 20:30 UT led to the appearance of field-aligned scattered HF signals in the same manner as in the preceding heating cy-

cle. About 60 s later, wide-band spectral feature occurred throughout the spectral bandwidth analyzed. Thereafter, at 20:33 UT, an additional very intense, short-lived track of about 1 min duration, displaced -0.8 Hz from the main scattered signal, appeared in the Doppler sonogram. The heater turn-off at 20:34 UT was followed by the disappearance of

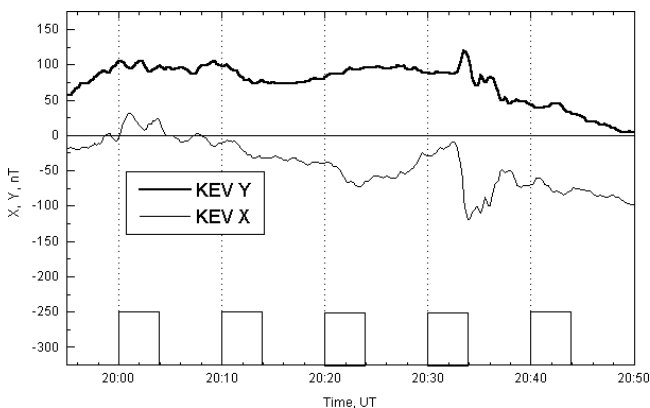


Figure 3. Magnetic X and Y components measured at the Kevo (KEV) magnetic station on February 17, 1996, from 19:55 to 20:50 UT. The heater-on periods are indicated on the bottom axis.

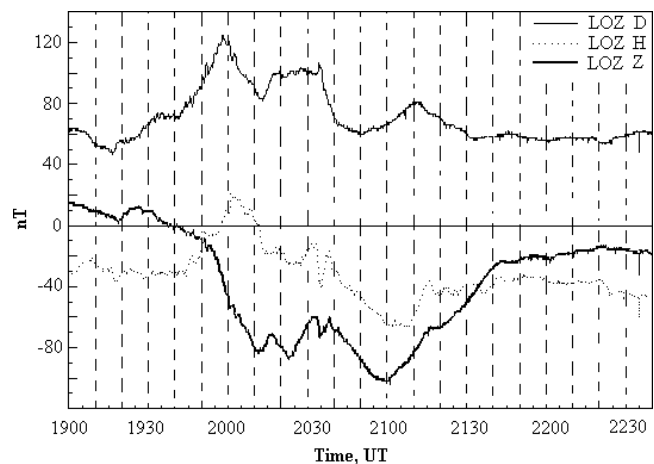


Figure 4. Magnetic X, Y, Z components measured at the Lovozero (LOZ) magnetic station on February 17, 1996, from 19:00 to 22:40 UT.

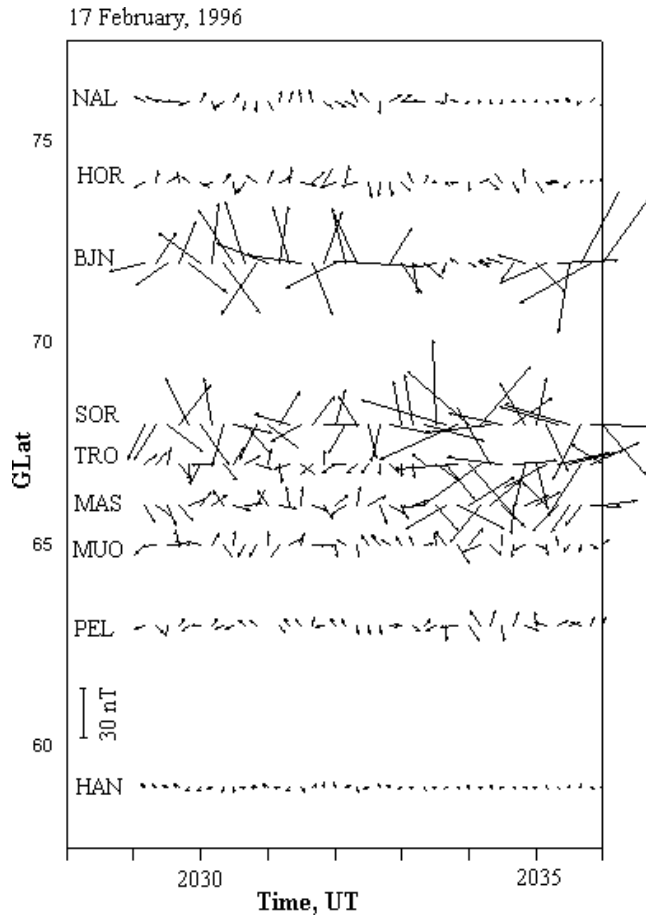


Figure 5. The behavior of the equivalent current vectors on February 17, 1996, from 20:29 to 20:36 UT, describing the distribution of magnetic disturbances at the IMAGE network. The heater-on period was from 20:30 to 20:34 UT.

the additional short-lived track, but the AFAI scattered signals, as well as the wide-band spectral features, were maintained for yet another minute.

It is known that one of the common features in HF pumping experiments is the generation of Stimulated Electromagnetic Emissions (SEE) [Thidé *et al.*, 1982, 1983; Thidé, 1990]. The SEE sidebands are asymmetric with a very distinct and systematic behaviour which depends sensitively on the ratio between the pump and the gyroharmonic frequencies. A particularly pronounced SEE component is one which is downshifted from the pump frequency f_{pump} by the lower-hybrid frequency f_{LH} . This downshifted maximum, often referred to the ‘DM’ feature and covering a range of frequencies at or below $f_{\text{DM}} = f_{\text{pump}} - f_{\text{LH}}$, has been studied experimentally in great detail and may for instance be used for estimating the local magnetic field and its variations in the region of pump-ionosphere interaction [Thidé *et al.*, 1982, 1983, 1989; Stubbe *et al.*, 1984; Leyser *et al.*, 1989, 1992, 1994].

In our 17 February experiment the operational frequency ($f = 12,095$ kHz) used in the HF Doppler measurements

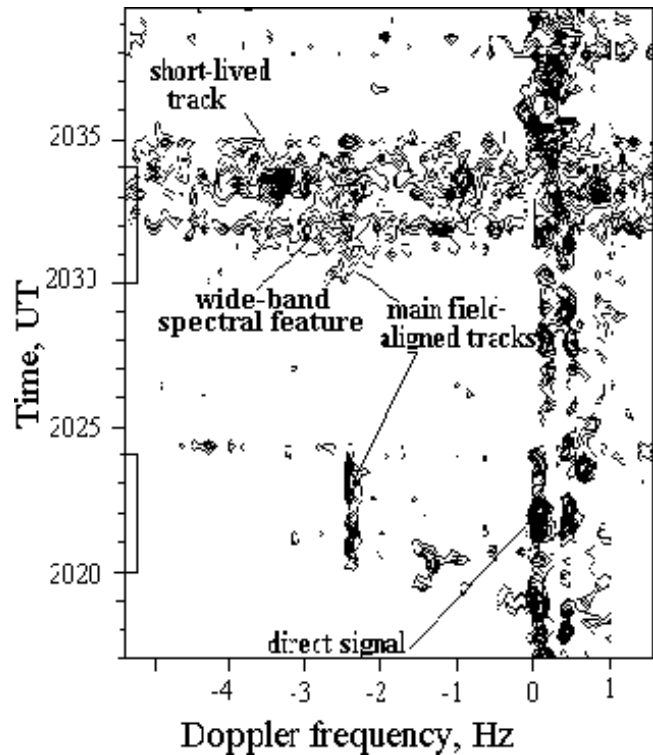


Figure 6. Dynamic Doppler spectra of HF diagnostic signals on the London–Tromsø–St. Petersburg path at operational frequency 12,095 kHz on February 17, 1996, from 20:18 to 20:38 UT. The direct signals propagating from the transmitter to the receiver along a great circle path correspond to zero Doppler shifts. The intervals when the Tromsø heater was turned on are marked on the time axis.

happened to coincide with the third harmonic of the downshifted maximum, $f = 3f_{\text{DM}} = 3(f_{\text{pump}} - f_{\text{LH}})$, where $f_{\text{pump}} = 4040$ kHz and $f_{\text{LH}} \approx 8$ kHz (in the ionosphere above Tromsø). Because of this, and the fact that harmonics of the ‘DM’ component have been identified by *Blagoveshchenskaya et al.* [1998b] in other HF pumping experiments, it is intriguing to assume that the wide-band spectral feature in the Doppler sonogram is due to the $3f_{\text{DM}}$ component of the SEE spectra. However, the large decay time of about one minute after the HF heater turn-off, seems to indicate that the heater-related wide-band spectral feature in Figure 6 is probably not related to (a harmonic of) the usual ‘DM’ component. Unfortunately, no SEE diagnostics capability was available during the experiments so it was not possible to establish directly whether the basic SEE ‘DM’ component was excited or not.

The long-delayed effect of the wide-band feature observed is not clear. Because of this we do not exclude the possibility that this heater-related emission in our experiment is a heater-modified natural auroral emission in the decameter range [LaBelle *et al.*, 1995; Weatherwax *et al.*, 1995].

Another possible explanation is that the observed heater-

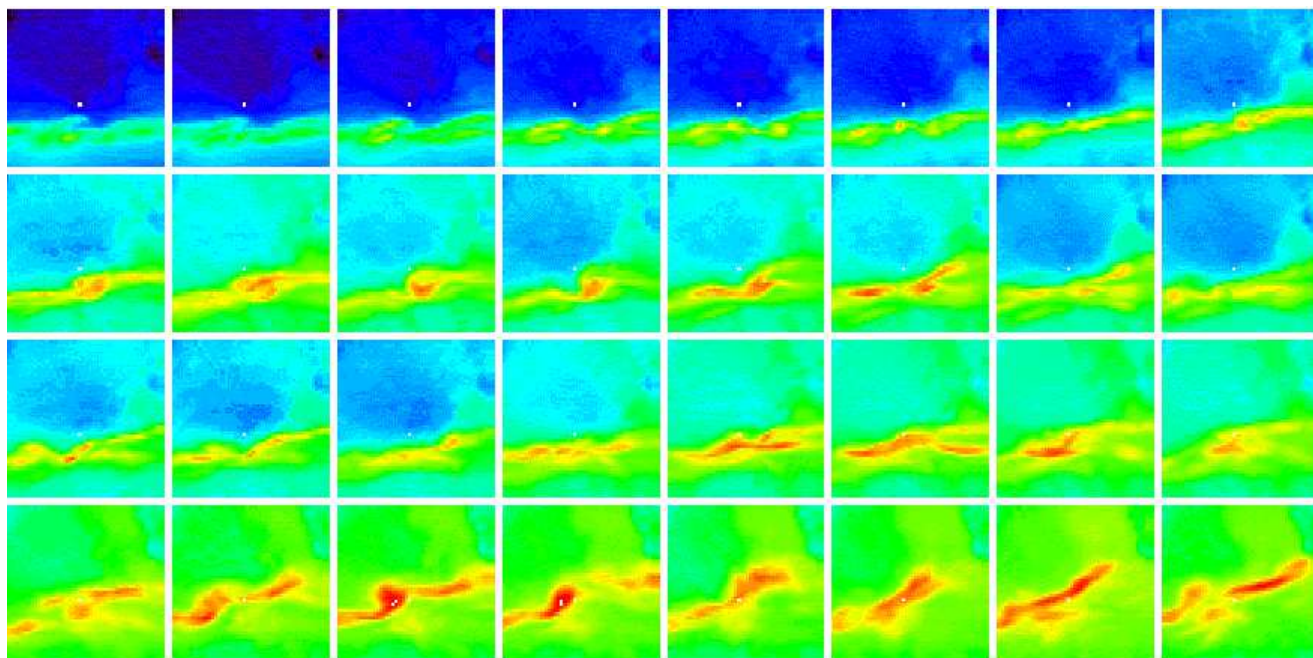


Plate 2. A sequence of all-sky imager plots at 557.7 nm obtained near Tromsø on February 16, 1996, from 21:18 to 21:34 UT. The spatial scale of each plot is the same as in Figure 1. The plot time is 30 s. The Tromsø heater was turned on from 21:20 to 21:24 UT and 21:30 to 21:34 UT.

related wide-band features are accompanied by the excitation of VLF waves and turbulence which are known to be excited in ionospheric HF pumping. As was concluded by Vas'kov *et al.* [1998] from satellite experiments during the action of un-modulated powerful HF radio waves on the nightside ionospheric *F* region, VLF waves may be excited due to a decay process taking place near the pump wave reflection region, or due to the interaction with suprathermal electrons, accelerated by the pump-enhanced plasma turbulence. The heater induced VLF waves can be studied by ground-based techniques. On the other hand, HF-excited VLF waves in the whistler mode were detected by satellites in the upper ionosphere and magnetosphere within the magnetic flux tube footprinted on the heating facility [Vas'kov *et al.*, 1998].

Closely related to the wide-band spectral features in the probe wave sidebands was the appearance of an additional short-lived track in the Doppler sonogram. It is likely that this short-lived track was induced by a stimulated precipitation of electrons due to a cyclotron resonant interaction of natural precipitating electrons with heater-induced whistler waves in the magnetosphere [Trefall *et al.*, 1975; Böisinger *et al.*, 1996; Trakhtengerts, 1999]. From the results obtained, we may then conclude that the substorm activation on February 17, 1996, at 20:33 UT exactly above Tromsø was initiated by the pump-induced electron precipitation.

Another interesting peculiarity, detected in the EISCAT UHF radar data, is the occurrence of a burst-like increase of the electron temperature T_e up to 2000 K and of the ion velocity V_i in a wide range of altitudes from 190 to 440 km

during the heating cycle 20:30–20:34 UT while the HF pump wave was reflected from the height $h_m E_s$, located somewhere in the 110–130 km altitude range. Hence, the increase in T_e and V_i were observed at heights above the pump wave reflection level. It is well known that HF pump wave may excite plasma waves and turbulence in the resonant region where the ordinary mode (*O*-mode) of the pump wave is reflected from the ionosphere and in the UH resonance region. The threshold field strength for the generation, due to ponderomotive force effects, of plasma waves by the a powerful *O*-mode radio wave is of the order $E_{th} \approx 200$ mV/m [Fejer, 1979; Thidé, 1990], a value which was significantly exceeded in our experiments. As was pointed out by Fejer [1979], partial pressure effects can lower this threshold. In these processes, the electrons are assumed to be accelerated and this leads to an electron flux transport along the magnetic field lines [Bernhardt *et al.*, 1988]. Note that the observed changes in the T_e and V_i are closely correlated with the substorm activation and may therefore be a signature of heater-induced precipitation of electrons.

Summarizing the experimental findings from the different ground-based measurements during the heater-on period 20:30–20:34 UT on February 17, one can distinguish the following peculiarities related to the auroral activation observed after 30 minutes from the start of the heating experiment: (a) modification of the auroral arc and its break-up above Tromsø; (b) local changes of the horizontal currents in the *E* region; (c) generation of scattered Doppler components throughout the whole spectral bandwidth of 33 Hz analyzed; (d) appearance of an additional short-lived Doppler

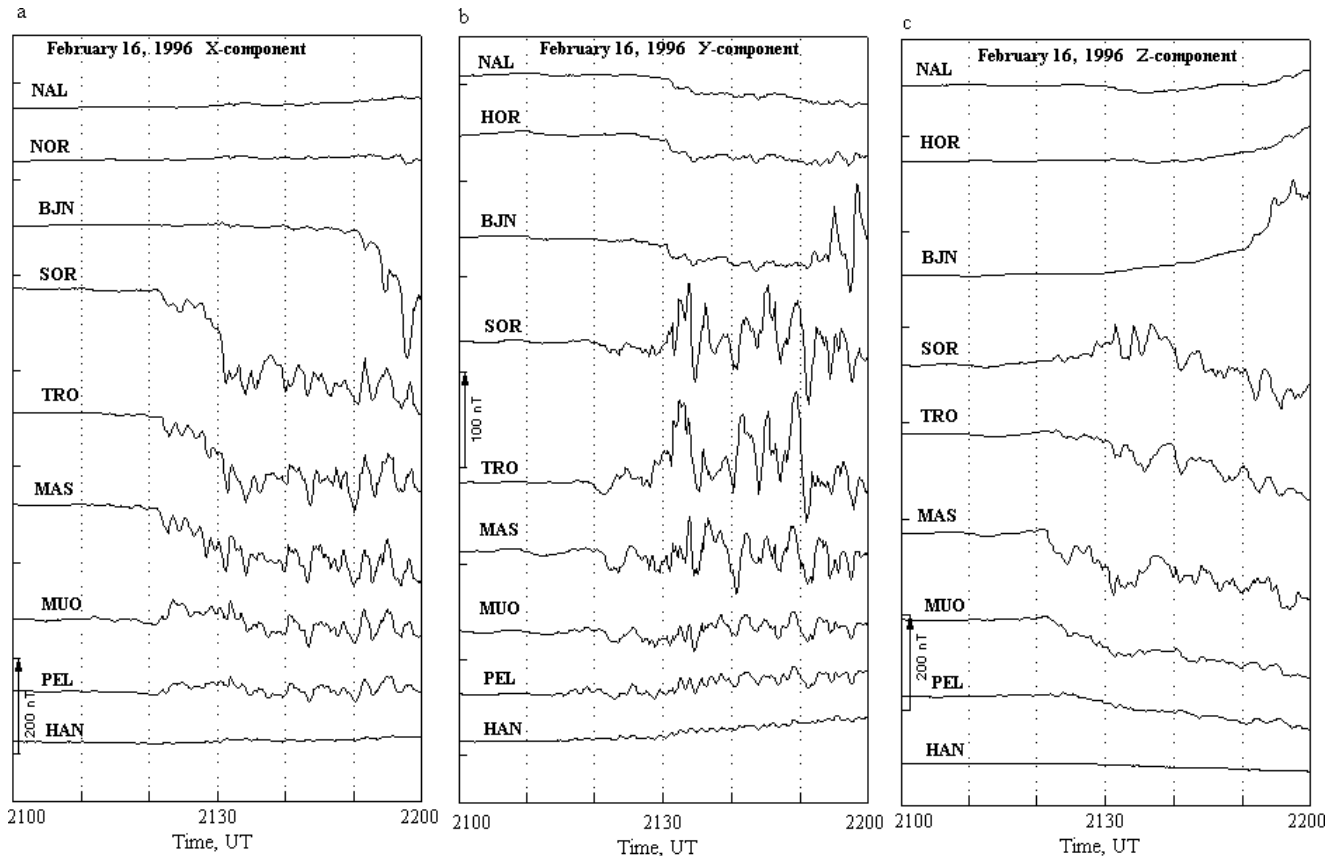


Figure 7. The temporal behavior of the X , Y , and Z components of the magnetic field variations on February 16, 1996. Data from the IMAGE magnetometers.

sonogram track, distinct from the main track, corresponding to scattered diagnostic signals due to pump-induced electron precipitation; (e) increase of T_e and V_i at heights ranging from 190 to 440 km; (f) substorm activation exactly above Tromsø.

Experiment on February 16, 1996

In this section we present data from the Tromsø HF pumping experiment carried out on February 16, 1996, starting at 21:00 UT. The DASI digital all-sky imager data for this day (Plate 2) show that the latitude-oriented auroral arc was located slightly to the south of the heater. It should be pointed out that a most remarkable optical phenomenon was observed during the two heating cycles 21:20–21:24 UT and 21:30–21:34 UT. As can be seen in Plate 2, a development of local spiral-like forms in the auroral arc near Tromsø occurred after the heater was turned on. In the first case (21:20–21:24 UT), the spiral form appeared at 21:21.30 UT and led to the start of an auroral activation. In course of the heater-on period the intensity of this spiral increased and started to decay only after the heater was turned off. In the second case (21:30–21:34 UT), a similar form, but more intense in comparison with the heater-on period 21:20–21:24 UT, appeared at 21:31 UT. Furthermore, at 21:33.30 UT (Plate 2, fourth row, last panel) the spiral was broken up exactly above

Tromsø. Such a spiral form can be attributed to the local appearance of field-aligned currents during the heater-on periods 21:20–21:24 UT and 21:30–21:34 UT.

IMAGE magnetograms for the event on February 16, 1996 (X , Y , and Z magnetic components) are displayed in Figure 7. These magnetic data indicate that the Tromsø heater operation started under quiet magnetic conditions (from 21:00 UT) and that the start of the substorm occurred at 21:21 UT during the third heating cycle (21:20–21:24 UT). It should be noted that this event, just as the substorm activation on February 17, 1996, occurred in a narrow latitudinal region localized around Tromsø. This is evident from the behavior of the equivalent current vectors obtained from the IMAGE magnetometers from 21:19 to 21:27 UT (Figure 8). Moreover, the most drastic changes of the current directions and magnitudes were also observed in the vicinity of Tromsø, ranging in latitude from the SOR to the MAS magnetic stations.

Figure 9 displays the dynamic Doppler spectra obtained on February 16, 1996, from 20:58 to 21:40 UT, on the London–Tromsø–St. Petersburg path, for a radio scatter operational frequency of $f = 9410$ kHz. One can see that the heater turn-on at 21:10 UT led to the appearance of a weak scattered signal shifted from the direct signal (corresponding to zero Doppler shift) by about +6.3 Hz. Note that the

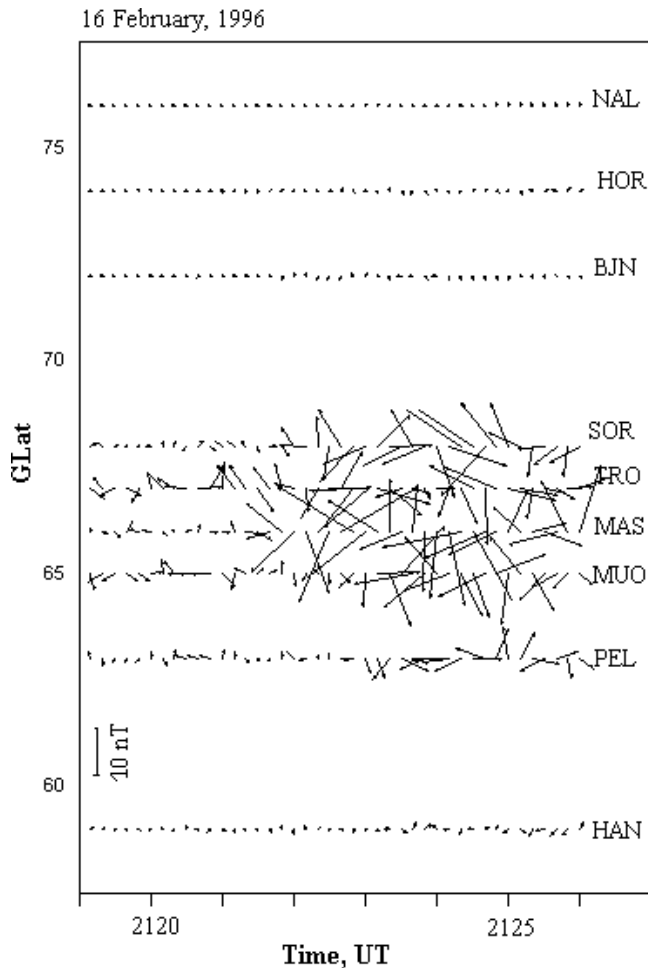


Figure 8. The behavior of the equivalent current vectors on February 16, 1996, from 21:19 to 21:27 UT, describing the distribution of magnetic disturbances at the IMAGE network. The heater-on period was from 21:20 to 21:24 UT.

Doppler frequency f_d of the scattered signal changed during this heater-on period with a maximum magnitude of 2.2 Hz. When the heater was turned off at 21:14 UT, the scattered signals did not disappear as was the case on February 17, 1996. Up to 21:34 UT, intense scattered signals from natural E_s irregularities were observed in St. Petersburg.

The spectral structure of the signals scattered from AFAIs is quite complicated. It includes a broadening of the Doppler spectra and burst-like noise enhancements. The variations of f_d with time of the broad part in the dynamic Doppler spectra can be correlated with the movements of the auroral arcs in the vicinity of Tromsø on the line of sight of the radio scatter observations from St. Petersburg.

Recently, new electron gyroharmonic effects in coherent HF resonant scatter from pump-excited AFAIs in the daytime F region plasma were reported by Ponomarenko et al. [1999]. In particular, a very significant increase in the spectral width of the scattered signal was observed for pump frequencies slightly above an electron gyroharmonic. In the

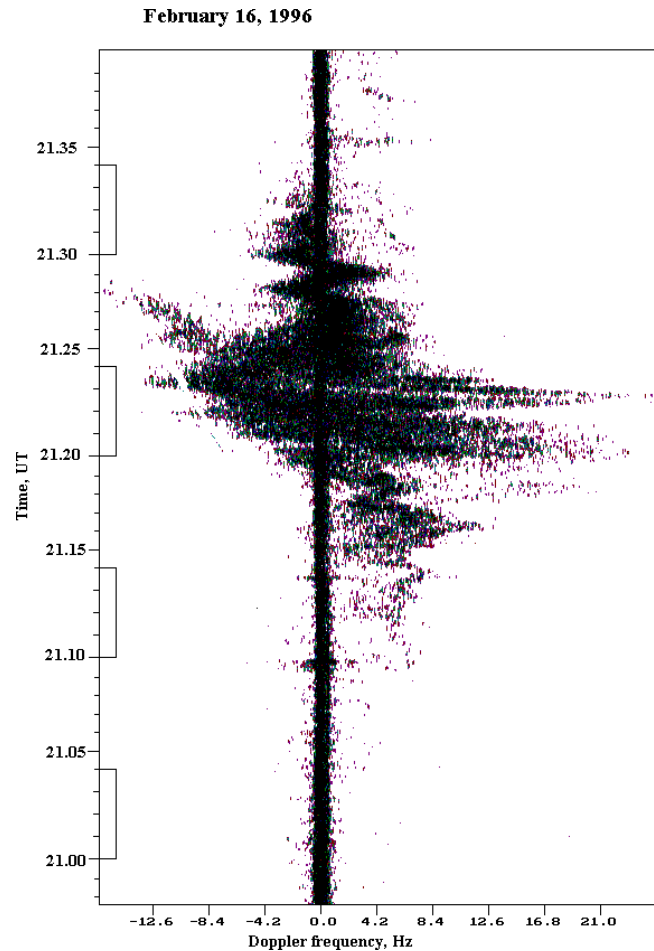


Figure 9. Dynamic Doppler spectra of HF diagnostic signals on the London–Tromsø–St. Petersburg path at operational frequency 9410 kHz on February 16, 1996, from 20:58 to 21:40 UT. The intervals when the Tromsø heater was turned on are marked on the time axis.

experiments described in the present paper, we operated in an auroral E_s layer and at an HF pump frequency which was estimated to be somewhat below the third electron gyroharmonic. An ideal means for determining the precise relation between the HF pump frequency and a gyroharmonic is provided by SEE [Leyser et al., 1992, 1994]. As was mentioned above, no SEE diagnostic was available during our experiments.

Similar to the event of February 17, 1996, we observed in the EISCAT UHF radar data an increase of the electron temperature T_e of up to 2400 K in the altitude range from 160–420 km. Also, increased ion velocities closely correlated with the heater-on periods 21:20–21:24 UT and 21:30–21:34 UT were observed. This confirms the presence of an electron flux transport along the magnetic field lines.

From the experimental data from the period 21:20–21:24 UT on February 16, 1996, one can identify the following specific features, which may be related to the auroral activation observed after 20 minutes from the start of the HF

heater operation: (a) modification of the auroral arc and local spiral-like formation; (b) local changes of the horizontal currents in the E region in the vicinity of Tromsø; (c) generation of burst-like noise in the frequency range up to 35 Hz; (d) increase in T_e and V_i at heights from 160 to 420 km; (e) substorm activation in the localized latitudinal region above Tromsø.

Discussion

A bistatic HF Doppler radio scattering setup has been used in conjunction with the IMAGE magnetometer network, the DASI digital all-sky imager, the Tromsø dynasonde, and the EISCAT UHF radar to find evidence that powerful HF radio waves can cause the modification of the ionosphere-magnetosphere coupling which can lead to a local intensification of the auroral activity. Results obtained from ground-based observations made on two consecutive days can be interpreted as auroral activations localized over the Tromsø HF heating facility. A distinctive feature of the experiments reported here is that the HF pump waves were reflected from an auroral E_s layer. This means that the plasma resonance level was close to the altitude of the heater-enhanced conductivity region.

During the experiments, local changes of the ionospheric conductivities, and therefore currents in the magnetic flux tube footprinted at Tromsø, were observed. Very drastic local horizontal current changes, closely correlated with auroral activations during the heater-on periods, were seen in the behavior of the equivalent current vectors obtained from the X and Y magnetic field components obtained by the IMAGE magnetometer network (see Figures 5 and 8). It is quite possible that the region of the heater-enhanced ionospheric conductivity was polarized in the background electric field and the polarization electric field propagated into the magnetosphere along the magnetic field lines as the field of an outgoing Alfvén wave [Lyatsky and Maltsev, 1983; Kan and Sun, 1985; Lysak, 1990; Borisov *et al.*, 1996; Kozlovsky and Lyatsky, 1997]. However, other, non-linear processes may also have contributed to the effects observed.

Another phenomenon which accompanied the auroral activations, was the appearance of wide-band spectral features in the Doppler radio scattering data. There are grounds to assume that these spectral features may be associated with pump-induced VLF and ELF noise. Note that these spectral features were observed when the Tromsø heating facility operated in the 4 min on/6 min off mode, which is a frequency which is significantly lower than that of the waves excited. Therefore, the VLF and ELF noise in our experiments is not the same as the well known effect of ELF and VLF excitation at combination frequencies [Getmantsev *et al.*, 1974; Rietveld *et al.*, 1989]. The emissions observed have other origin. It should be pointed out that VLF and ELF noise propagating into the topside ionosphere over large distances excited by un-modulated HF pump waves were identified for the first time by Vas'kov *et al.* [1998] in satellite experiments.

It is thought that on February 17, 1996, VLF waves at the harmonics of the lower hybrid frequency were generated by the 150 MW ERP HF waves from the Tromsø heating facility. These VLF waves propagated, in the whistler mode, along the Tromsø magnetic field line into the upper ionosphere. Their interaction with natural precipitation electrons due to a cyclotron resonance, led to a pump-induced precipitation of electrons responsible for the occurrence of additional short-lived track on the Doppler sonogram (see Figure 6). From the results obtained we conclude that a substorm activation exactly above Tromsø at 20:33 UT was initiated by the pump-induced precipitation of the electrons.

On February 16, 1996, the noise enhancement occurred over a frequency range of up to 35 Hz, which is below the ion cyclotron frequency. We emphasize that the Doppler measurements in this modification experiment were performed in a limited frequency bandwidth of 50 Hz. At frequencies below the ion cyclotron frequency the only known electromagnetic modes of propagation along magnetic field lines is the torsional Alfvén mode. Thus one would expect that Alfvén waves would be excited by the HF pumping of the night-side auroral E region. Alfvén waves associated with ELF noise are identified with electric to magnetic field ratios of the order of the Alfvén velocity. These waves are observed to occur in narrow regions typically of the order 1–3 km and have highly irregular wave forms [Gurnett *et al.*, 1984].

It is believed that Alfvén wave generation during HF pump experiments provides a possibility for the excitation of the ionospheric Alfvén resonator (IAR) which is bounded from the bottom by the ionospheric E region, and from the top by the region of sharp increase of Alfvén velocities at heights up to one Earth radius. *Trakhtengerts and Feldstein* [1991] developed a theory of the formation of the turbulent boundary layer (TBL) in the ionospheric Alfvén resonator. The TBL consists of small-scale Alfvén vortices ($l \sim 1$ –3 km) trapped inside IARs. The accumulation of energy in the magnetospheric tail is accompanied by the increase of the laminar magnetospheric convection which, under specific geophysical conditions, can turn into a turbulent state. This mechanism would come into play through the local “switch-on” of the TBL in the selected magnetic flux tube footprinted at Tromsø.

It should be noted that the amplification of the interaction between the magnetospheric convection and the ionospheric base is induced by accelerated electrons. What accelerator mechanisms can be caused by HF pumping of the base of the ionosphere at ~ 100 km? It is known [Bernhardt *et al.*, 1988] that electrons are accelerated by the electric potential associated with plasma waves excited by HF pump waves at the plasma and upper hybrid resonance levels. This leads to an electron flux transport along the magnetic field lines. Ohmic heating increases the electron temperature T_e and the plasma pressure in the modified ionosphere. An increase of the T_e at heights from 160 to 420 km can be clearly distinguished in the EISCAT UHF radar data. Therefore, one can con-

clude that electrons are being transported out of the heated region. HF pumping may also lead to other possible accelerator mechanisms which also occur in the naturally disturbed auroral ionosphere: lower hybrid wave Landau resonance, kinetic Alfvén waves, and anomalous resistivity [Borovsky, 1993].

The local “switch on” of the turbulent boundary layer may promote the formation of a local magnetospheric current system. This would consist of two field-aligned sheet currents on the northward and southward sides of the heater-modified auroral E region closed via Pedersen currents in the ionosphere. The configuration of this current system is similar to the second configuration (Type II) of Boström’s model [Boström, 1964] with driving forces inside this system. In addition, it drives a Hall current. The formation of a local magnetospheric current system is confirmed by the behavior and features of the auroral arc near Tromsø. From optical data obtained during heater-on periods, the appearance of the local spiral-like or bulge structures in the auroral arcs, typical for the region of the field-aligned currents, can be clearly identified in the vicinity of Tromsø (Plates 2 and 7).

Summary

Experimental results from multi-instrument observations during Tromsø HF pumping experiments in the night-side auroral E region indicate that phenomena, analogous to those occurring naturally during auroral activations, were created by powerful HF radio waves transmitted from the Tromsø heating facility. The modification of the ionosphere-magnetosphere coupling leading to the local intensification of the auroral activity may be attributed to the following facts:

1. The transmitted O -mode “heater” waves reflected from the auroral E region may give rise to an increase of the ionospheric conductivity in the HF pump-modified E region and electron acceleration along the magnetic field lines. As a consequence, there will be an abrupt increase of the conductivity along the magnetic flux tube footprinted at Tromsø.
2. Excitation of a turbulent boundary layer (TBL) can take place under specific geophysical conditions. The TBL consists of small-scale ($l \sim 1\text{--}3$ km) Alfvén vortices trapped inside an ionospheric Alfvén resonator which is bounded from the bottom by the HF pump modified E region and from the top by the region of sharp increase in the Alfvén velocity at altitudes up to one Earth radius. The local “switch on” of the TBL in the selected magnetic tube can turn the laminar magnetospheric convection into a turbulent state.
3. The local “switch on” of the TBL may promote the formation of a local magnetospheric current system. It consists of two field-aligned sheet currents on the northward and southward sides of the heater-modified auroral E region, closed via Pedersen currents in the ionosphere.
4. The triggering of local auroral activations by HF pump waves requires specific geophysical conditions, *viz.*, the presence of the accumulation of energy in the magnetospheric tail. The accumulation of energy is accompanied by an increase of the laminar convection which manifests itself in the growth of the electric field, formation of the auroral electrojet, *etc.* In this manner the energy source for the auroral activations remains the interaction between the solar wind and the magnetosphere.

We conclude that the experimental results presented here provide intriguing evidence that the injection of a powerful HF radio beam into an auroral sporadic E layer may cause the triggering of substorms. Therefore, further experiments of the same character are called for.

Acknowledgments. We would like to thank the Director and Staff of the EISCAT Scientific Association for providing the radar data. EISCAT is an International Association supported by Finland (SA), France (CNRS), the Federal Republic of Germany (MPG), Japan (NIPR), Norway (NFR), Sweden (NFR), and the United Kingdom (PPARC). The work of the first three Russian authors (N. B., V. K., and T. B.) was supported by grants from the Swedish Institute (SI) within the Visby Programme. They are also grateful to the Russian Foundation of Fundamental Research, grant 97-05-65443. The Swedish author gratefully acknowledges financial support from the Swedish Natural Sciences Research Council (NFR). The IMAGE magnetometer data used in this paper were collected as a German-Finnish-Norwegian-Polish-Russian-Swedish project conducted by the Finnish Meteorological Institute. The first three Russian authors wish to thank the Swedish Institute of Space Physics (Uppsala Division) for the assistance and hospitality they enjoyed during their visit there.

The authors thank Rolf Boström, Thomas Leyser, and Tobia Carozzi for useful discussions and helpful comments.

References

- Bernhardt, P. A., L. M. Duncan, and C. A. Tepley, Artificial airglow excited by high-power radio waves, *Science*, 242, 1022–1027, 1988.
- Blagoveshchenskaya, N. F., V. A. Kornienko, A. V. Petlenko, A. Brekke, and M. T. Rietveld, Geophysical phenomena during an ionospheric modification experiment at Tromsø, *Ann. Geophys.*, 16, 1212–1225, 1998a.
- Blagoveshchenskaya, N. F., V. A. Kornienko, M. T. Rietveld, B. Thidé, A. Brekke, I. V. Moskvina, and S. Nozdrachev, Stimulated emission around second harmonic of Tromsø heater frequency observed by long-distance diagnostic HF tools, *Geophys. Res. Lett.*, 25, 873–876, 1998b.
- Blagoveshchenskaya, N. F., V. A. Kornienko, A. Brekke, M. T. Rietveld, M. J. Kosch, T. D. Borisova, and M. V. Krylosov, Phenomena observed by HF long-distance tools in the HF modified auroral ionosphere during magnetospheric substorm, *Radio Sci.*, 34, 1999, (in press).

- Borisov, N., A. Gurevich, K. Papadopoulos, and C. L. Chang, Controlled generation of coherent low frequency ULF/ELF/VLF, *Radio Sci.*, *31*, 859–867, 1996.
- Borovsky, J. E., Auroral arc thicknesses as predicated by various theories, *J. Geophys. Res.*, *98*, 6101–6111, 1993.
- Bösinger, T., K. Kaila, R. Rasinkangas, P. Pollari, J. Kangas, V. Traktengerts, and A. Demekhov, An EISCAT study of a pulsating auroral arc: simultaneous ionospheric electron density, auroral luminosity and magnetic field pulsations, *J. Atmos. Terr. Phys.*, *58*, 23–35, 1996.
- Boström, R., A model of the auroral electrojets, *J. Geophys. Res.*, *69*, 4983–4999, 1964.
- Djuth, F. T., R. J. Jost, S. T. Noble, W. E. Gordon, P. Stubbe, H. Kopka, E. Nielsen, R. Boström, H. Derblom, Å. Hedberg, and B. Thidé, Observations of *E* region irregularities generated at auroral latitudes by a high power radio wave, *J. Geophys. Res.*, *90*, 12,293–12,306, 1985.
- Fejer, J. A., Ionospheric modification and parametric instabilities, *Rev. Geophys. Space Phys.*, *17*, 135–153, 1979.
- Foster, J. C., Substorm onset associated with active experiments, in *Abstracts of the International Conference on Substorms*, p. 173, Lake Hamana, Japan, 1998.
- Getmantsev, G. G., N. A. Zujkov, D. S. Kotik, L. P. Mironenko, N. A. Mityakov, and V. O. Rapoport, Combination frequencies in the interaction between high-power short-wave radiation and ionospheric plasma, *JETP Lett.*, *20*, 101–102, 1974.
- Gurnett, D. A., R. L. Huff, J. D. Menietti, J. L. Burch, and J. D. Winningham, Correlated low-frequency electric and magnetic noise along the auroral field lines, *J. Geophys. Res.*, *89*, 8971–8985, 1984.
- Haerendel, G., Field-aligned currents in the Earth's magnetosphere, in *Physics of magnetic flux ropes*, edited by C. T. Russell, E. R. Priest, and L. C. Lee, Geophysical Monograph 58, pp. 539–553, American Geophysical Union, 1990.
- Kamide, Y., and W. Baumjohann, *Magnetosphere-Ionosphere Coupling*, Springer-Verlag, Berlin, Heidelberg, 1993.
- Kan, J. R., and W. Sun, Simulation of the westward traveling surge and Pi2 pulsation during substorms, *J. Geophys. Res.*, *90*, 10,911–10,922, 1985.
- Kornienko, V. A., N. F. Blagoveshchenskaya, T. D. Borisova, B. Thidé, and A. Brekke, Modification of the local substorm ionospheric and field-aligned currents produced by the Tromsø heating facility, *J. Geophys. Res.*, 1999, (submitted).
- Kosch, M. J., T. Hagfors, and E. Nielsen, A new digital all-sky imager experiment for optical auroral studies in conjunction with Scandinavian twin auroral radar experiment, *Rev. Sci. Instr.*, *69*, 578–584, 1998.
- Kozlovsky, A. E., and W. B. Lyatsky, Alfvén wave generation by disturbance of ionospheric conductivity in the field-aligned current region, *J. Geophys. Res.*, *102*, 17,297–17,303, 1997.
- LaBelle, J., M. L. Trimpi, R. Brittain, and A. T. Weatherwax, Fine structure of auroral roar emissions, *J. Geophys. Res.*, *100*, 21,953–21,959, 1995.
- Leyser, T. B., B. Thidé, H. Derblom, Å. Hedberg, B. Lundborg, P. Stubbe, and H. Kopka, Stimulated electromagnetic emission near electron cyclotron harmonics in the ionosphere, *Phys. Rev. Lett.*, *63*, 1145–1147, 1989.
- Leyser, T. B., B. Thidé, S. Goodman, M. Waldenvik, E. Veszelei, S. M. Grach, A. N. Karashtin, G. P. Komrakov, and D. S. Kotik, Narrow cyclotron harmonic absorption resonances of stimulated electromagnetic emission in the ionosphere, *Phys. Rev. Lett.*, *68*, 3299–3302, 1992.
- Leyser, T. B., B. Thidé, M. Waldenvik, E. Veszelei, V. L. Frolov, S. M. Grach, and G. P. Komrakov, Downshifted maximum features in stimulated electromagnetic emission, *J. Geophys. Res.*, *99*, 19,555–19,568, 1994.
- Lühr, H., A. Aylward, S. C. Buchert, A. P. abd T. Holmboe, and S. M. Zalewski, Westward moving dynamic substorm features observed with the image magnetometer network and other ground-based instruments, *Ann. Geophys.*, *16*, 425–440, 1996.
- Lyatsky, W. B., and Y. P. Maltsev, *The Magnetosphere-Ionosphere Interaction*, Nauka, Moscow, 1983.
- Lysak, R. L., Electrodynamic coupling of the magnetosphere and ionosphere, *Space Sci. Rev.*, *52*, 33–87, 1990.
- McPherron, R. L., C. T. Russell, and M. P. Aubry, Satellite studies of magnetospheric substorms on August 15, 1968: 9. phenomenological model for substorms, *J. Geophys. Res.*, *78*, 3131–3149, 1973.
- Mogilevsky, M., Artificial localization of magnetospheric substorms by a HF heating facility, in *Abstracts of the International Conference 'Dynamics of the magnetosphere and its coupling to the ionosphere on multiple scales from INTERBALL, ISTP satellites and ground-based observations'*, p. 22, Zvenigorod, Russia, 1999.
- Nagatsuma, T., H. Fucunishi, H. Hayakawa, T. Mucai, and A. Matsuoke, Field-aligned currents associated with Alfvén waves in the poleward boundary region of the nightside auroral oval, *J. Geophys. Res.*, *101*, 21,715–21,729, 1996.
- Noble, S. T., F. T. Djuth, R. J. Jost, W. E. Gordon, Å. Hedberg, B. Thidé, H. Derblom, R. Boström, E. Nielsen, P. Stubbe, and H. Kopka, Multiple frequency radar observations of high-latitude *E* region irregularities in the HF modified ionosphere, *J. Geophys. Res.*, *92*, 13,613–13,627, 1987.
- Ponomarenko, P. V., T. B. Leyser, and B. Thidé, New electron gyroharmonic effects in HF scatter from pump-excited magnetic field-aligned ionospheric irregularities, *J. Geophys. Res.*, *104*, 10,081–10,087, 1999.
- Rietveld, M., P. Stubbe, and H. Kopka, On the frequency dependence of ELF/VLF waves produced by modulated ionospheric heating, *Radio Sci.*, *24*, 270–278, 1989.
- Rietveld, M., H. Kohl, H. Kopka, and P. Stubbe, Introduction to ionospheric heating at Tromsø—1. Experimental overview, *J. Atmos. Terr. Phys.*, *55*, 577–599, 1993.
- Rostoker, G., On the place of the pseudo-breakup in a magnetospheric substorm, *Geophys. Res. Lett.*, *25*, 217–220, 1998.
- Rostoker, G., The evolving concept of a magnetospheric substorm, *J. Atmos. Terr. Phys.*, *61*, 85–100, 1999.
- Rostoker, G., S.-I. Akasofu, W. Baumjohann, Y. Kamide, and R. L. McPherron, The roles of direct input of energy from the solar wind and unloading of stored magnetotail energy in driving magnetospheric substorms, *Space Sci. Rev.*, *46*, 93–111, 1987.
- Samson, J. C., L. L. Cogger, and Q. Pao, Observations of field line resonances, auroral arcs, and auroral vortex structures, *J. Geophys. Res.*, *101*, 13,613–13,627, 1996.
- Stubbe, P., Review of ionospheric modification experiments in Tromsø, *J. Atmos. Terr. Phys.*, *58*, 349–368, 1996.
- Stubbe, P., H. K. B. Thidé, and H. Derblom, Stimulated electromagnetic emission: A new technique to study the parametric decay instability in the ionosphere, *J. Geophys. Res.*, *89*, 7523–7536, 1984.
- Thidé, B., Stimulated scattering of large amplitude waves in the ionosphere: Experimental results, *Phys. Scripta*, *T30*, 170–180, 1990.
- Thidé, B., H. Kopka, and P. Stubbe, Observations of stimulated scattering of a strong high-frequency radio wave in the ionosphere, *Phys. Rev. Lett.*, *49*, 1561–1563, 1982.

- Thidé, B., H. Derblom, Å. Hedberg, H. Kopka, and P. Stubbe, Observations of stimulated electromagnetic emissions in ionospheric heating experiments, *Radio Sci.*, *18*, 851–859, 1983.
- Thidé, B., Å. Hedberg, J. A. Fejer, and M. P. Sulzer, First observations of stimulated electromagnetic emission at Arecibo, *Geophys. Res. Lett.*, *16*, 369–372, 1989.
- Trakhtengerts, V. Y., and A. Y. Feldstein, Turbulent Alfvén boundary layer in the polar ionosphere, 1. Excitation conditions and energetics, *J. Geophys. Res.*, *96*, 363–372, 1991.
- Trakhtengerts, V. Y., Private communication, 1999.
- Trefall, H., S. Ullaland, J. Stadsnes, I. Singstad, T. Pytte, K. Brønstad, J. Bjordal, R. H. Karas, R. R. Brown, and J. Münch, Morphology and fine time structure of an early-morning electron precipitation event, *J. Atmos. Terr. Phys.*, *37*, 83–105, 1975.
- Vas'kov, V. V., N. I. Bud'ko, A. V. Kapustina, N. A. Ryabova, G. L. Gdalevich, G. P. Komrakov, and A. N. Maresov, Detection on the Intercosmos-24 satellite of VLF and ELF waves stimulated in the topside ionosphere by the heating facility 'Sura', *J. Atmos. Terr. Phys.*, *60*, 1261–1274, 1998.
- Weatherwax, A. T., J. LaBelle, M. L. Trimpf, and R. A. Treumann, Statistical and case studies of radio emissions observed near $2f_{ce}$ and $3f_{ce}$ in the auroral zone, *J. Geophys. Res.*, *100*, 7745–7757, 1995.

N. F. Blagoveshchenskaya, V. A. Kornienko, T. D. Borisova, R. Yu. Luk'yanova, and O. A. Troshichev, Arctic and Antarctic Research Institute, 38 Bering St., St. Petersburg 199397, Russia. (nataly@aari.nw.ru, vikkorn@aari.nw.ru, olegtro@aari.nw.ru)

B. Thidé, Swedish Institute of Space Physics, Uppsala Division, SE-755 91 Uppsala, Sweden. (bt@irfu.se)

M. J. Kosch and M. T. Rietveld, Max-Planck-Institut für Aeronomie, D-3411 Katlenburg-Lindau, Germany. (kosch@linux1.mpae.gwdg.de, rietveld@mirage.mpae.gwdg.de)

This preprint was prepared with AGU's L^AT_EX macros v4, with the extension package 'AGU++' by P. W. Daly, version 1.6a from 1999/05/21.