

Three-Body Configuration Space Calculations with Hard Core Potentials*

E. A. Kolganova

*Laboratory of Computing Techniques and Automation
Joint Institute for Nuclear Research, Dubna, 141980, Russia*

A. K. Motovilov[†], S. A. Sofianos

*Physics Department, University of South Africa, P.O.Box 392, Pretoria 0001, South Africa
(December 12, 1996)*

Abstract

We present a mathematically rigorous method suitable for solving three-body bound state and scattering problems when the inter-particle interaction is of a hard-core nature. The proposed method is a variant of the Boundary Condition Model and it has been employed to calculate the binding energies for a system consisting of three ^4He atoms. Two realistic He-He interactions of Aziz and collaborators, have been used for this purpose. The results obtained compare favorably with those previously obtained by other methods. We further used the model to calculate, for the first time, the ultra-low energy scattering phase shifts. This study revealed that our method is ideally suited for three-body molecular calculations where the practically hard-core of the inter-atomic potential gives rise to strong numerical inaccuracies that make calculations for these molecules cumbersome.

PACS numbers: 02.60.Nm, 21.45.+v, 34.40.-m, 36.40.+d

I. INTRODUCTION

The Boundary Condition Model (BCM) (see, for example, Refs. [1,2]) is of interest due to its simplicity in describing the short-range component of the interaction between particles. In the BCM the interaction is specified by boundary conditions imposed on the wave function when the particles approach each other at a certain distance $r = c$. The so-called

*Preprint UNISA-NP-96/18. LANL E-print chem-ph/9612012.

[†]On leave of absence from the Laboratory of Theoretical Physics, Joint Institute for Nuclear Research, Dubna, 141980, Russia

hard core potentials represent a particular variant of the BCM where one requires that the wave function vanishes at $r = c$. Such a requirement is equivalent to an introduction of an infinitely strong repulsion between particles at distances $r \leq c$. The standard formalism for scattering [3,4] does not deal with hard-core interactions described by these boundary conditions. Therefore a derivation of special equations to handle this class of interactions is desirable.

Replacement of the finite, for $r > 0$, but often singular at $r = 0$, repulsive short-range part of the potential with a hard-core interaction turns out to be a very effective way to suppress inaccuracies related to a numerical approximation of the Schrödinger operator at short distances. Although in two-body applications these potentials are easy to handle, in three-body systems certain mathematical difficulties appear [5], which are absent when conventional potentials are used.

To overcome these difficulties various approaches were considered. We shall recall here the two main ones related to the Faddeev equations [3,4]. In the first, a certain limiting procedure is used where special potentials that include only a finite repulsive core are constructed at a first step. The parameters of these potentials are then chosen so that the final two-body wave function satisfies the desired boundary conditions [6–8]. The corresponding two-body t -matrices are subsequently substituted into the Faddeev integral equations [6,8] under an implicit assumption that the latter are still valid. The resulting equations are considered as a generalization of the Faddeev equations for the BCM. A similar approach was also used in Refs. [1,9,10]. A common feature of the reduced equations in these approaches is that they are not of a Fredholm type and that they have not a unique solution at all energy values, including the complex ones. To obtain a unique solution one is forced to introduce auxiliary conditions or relations [1,10].

In the second approach, three-body integral equations of a Fredholm type are derived in the BCM model without any limiting procedure. Instead, one uses the fact that the spectral problem for the Schrödinger operator is an example of a classical boundary-value problem for elliptic differential equation in partial derivatives of the second order. One of the traditional methods to deal with such problems is the Potential Theory [11]. An approach to the three-body problem in the BCM which is based on the Potential Theory was developed in Refs. [12–15] (see also [2] and [16]). However, in contrast to the boundary value problems for compact surfaces, the initial three-body equations were not of Fredholm type, similarly to the three-body Lippmann–Schwinger equation in the case of the conventional soft-core potentials. This is due to the same reason, i.e, the noncompactness of the support of the two-body interaction in the three-body configuration space. To overcome this problem, these equations were rearranged in Refs. [12–15] using the Faddeev method [3]. The resultant equations are of Fredholm type and suitable for use in the three-particle scattering problem. These developments allowed the reformulation of the Faddeev equations for the bound state and scattering problems in configuration space in terms of boundary-value problems which are suitable for numerical calculations. This was demonstrated in three-nucleon bound-state and scattering calculations [13,16].

In this work we shall present a hard core version of the BCM formalism [12–15] and apply it to the three-atomic ^4He system. Various methods have been used in the past to study the ground state properties of ^4He molecules. We mention here the Variational Method (VM) [17–20], the Variational Monte Carlo method (VMC) [21,22], the Green Function Monte Carlo method (GFMC) [22–27], the methods based on Faddeev integral equations in momentum space [28,29] and Faddeev differential equations in configuration space [30], the hyperspherical methods [31–33]. From the experimental works we mention those of Refs. [34–37] where molecular clusters consisting of a small number of noble gas atoms were investigated.

The interaction between bosons in such clusters is usually described by central potentials having a very strong repulsive cores [38–42]. In the present work, we approximate the strong repulsion between the Helium atoms at short distances by a hard core and solve the corresponding boundary value problems for the Faddeev–type differential equations. We shall show that the method gives excellent results for the ground-state energy of the Helium ^4He trimer. It further allowed the calculation of an excited state interpreted in [29,33] as an Efimov one [43]. Moreover, we shall demonstrate that the method is suitable for scattering calculations at ultra-low energies below as well as above the breakup threshold.

Some comments on the notation used throughout the paper: The \sqrt{z} , $z \in \mathbb{C}$, stands for the main branch of the function $z^{1/2}$. The $\hat{\mathbf{a}}$ denotes the unit vector, $\hat{\mathbf{a}} = \frac{\mathbf{a}}{|\mathbf{a}|}$, $\mathbf{a} \in \mathbb{R}^n$, while $L_2(D)$ is the standard notation used for the Hilbert space of the square integrable functions defined in a domain D of \mathbb{R}^n . The symbol $W_2^2(D)$ stands for the space of those of the functions of $L_2(D)$ which have all second partial derivatives as elements of $L_2(D)$. Finally, the notation \overline{D} is used for closure of a set $D \subset \mathbb{R}^n$.

This paper is organized as follows. In Sec. II we overview the three-body bound and scattering state formalism for the hard core interactions and in Sec. III, we describe its application to a system of three identical bosons. Our numerical results for the three-atomic ^4He system are presented in Sect. IV while our conclusions are drawn in Sec. V. A detailed description of the numerical methods used is given in the Appendix.

II. THREE-PARTICLE SYSTEMS WITH HARD CORE INTERACTIONS

In describing the three-body system we use the standard Jacobi coordinates [4] $\mathbf{x}_\alpha, \mathbf{y}_\alpha$, $\alpha = 1, 2, 3$, expressed in terms of the position vectors of the particles $\mathbf{r}_i \in \mathbb{R}^3$ and their masses m_i ,

$$\begin{aligned} \mathbf{x}_\alpha &= \left[\frac{2m_\beta m_\gamma}{m_\beta + m_\gamma} \right]^{1/2} (\mathbf{r}_\beta - \mathbf{r}_\gamma) \\ \mathbf{y}_\alpha &= \left[\frac{2m_\alpha(m_\beta + m_\gamma)}{m_\alpha + m_\beta + m_\gamma} \right]^{1/2} \left(\mathbf{r}_\alpha - \frac{m_\beta \mathbf{r}_\beta + m_\gamma \mathbf{r}_\gamma}{m_\beta + m_\gamma} \right) \end{aligned} \tag{1}$$

where (α, β, γ) stands for a cyclic permutation of the indices $(1, 2, 3)$. The coordinates $\mathbf{x}_\alpha, \mathbf{y}_\alpha$ fix the six-dimensional vector $X \equiv (\mathbf{x}_\alpha, \mathbf{y}_\alpha) \in \mathbb{R}^6$. The vectors $\mathbf{x}_\beta, \mathbf{y}_\beta$ corresponding to the same point X as the pair $\mathbf{x}_\alpha, \mathbf{y}_\alpha$ are obtained using the transformations

$$\mathbf{x}_\beta = \mathbf{c}_{\beta\alpha}\mathbf{x}_\alpha + \mathbf{s}_{\beta\alpha}\mathbf{y}_\alpha \quad \mathbf{y}_\beta = -\mathbf{s}_{\beta\alpha}\mathbf{x}_\alpha + \mathbf{c}_{\beta\alpha}\mathbf{y}_\alpha$$

where the coefficients $\mathbf{c}_{\beta\alpha}$ and $\mathbf{s}_{\beta\alpha}$ fulfill the conditions $-1 < \mathbf{c}_{\beta\alpha} < +1$ and $\mathbf{s}_{\beta\alpha}^2 = 1 - \mathbf{c}_{\beta\alpha}^2$ with $\mathbf{c}_{\alpha\beta} = \mathbf{c}_{\beta\alpha}$, $\mathbf{s}_{\alpha\beta} = -\mathbf{s}_{\beta\alpha}$, $\beta \neq \alpha$ and depend only on the particle masses [4]. For equal masses $\mathbf{c}_{\beta\alpha} = -1/2$.

The configuration space Ω of the three-body system in the hard-core model represents only a part of the space \mathbb{R}^6 external, $|\mathbf{x}_\alpha| > c_\alpha$, with respect to all three cylinders Γ_α , $\Gamma_\alpha = \{X \in \mathbb{R}^6 : X = (\mathbf{x}_\alpha, \mathbf{y}_\alpha), |\mathbf{x}_\alpha| = c_\alpha\}$, $\alpha = 1, 2, 3$, where $c_\alpha > 0$, stands for the values of $|\mathbf{x}_\alpha|$ when the cores of the particles in the pair α contact each other. For convenience, we present in Fig. 1 a two-dimensional analog of the configuration space Ω for the case of three particles moving on a line. A three-dimensional image of this space for particles with equal masses is sketched in Fig. 2, in coordinates $x_\alpha = |\mathbf{x}_\alpha|$, $y_\alpha = |\mathbf{y}_\alpha|$, and $\eta_\alpha = \hat{\mathbf{x}}_\alpha \cdot \hat{\mathbf{y}}_\alpha$. From a geometrical point of view, this image is exact¹ since only coordinates (such as Eulerian angles) describing a rotation of the plane defined by the position of particles are omitted.

The Hamiltonian of a system of three particles with hard-core interactions is defined in $L_2(\Omega)$ by the expression

$$Hf(X) = \left(-\Delta_X + \sum_{\alpha=1}^3 V_\alpha \right) f(X) \quad (2)$$

on the set of functions $f(X)$, $f \in W_2^2(\Omega)$, satisfying the condition

$$f|_{\partial\Omega} = 0 \quad (3)$$

on the boundary $\partial\Omega$ of the domain Ω . The Laplacian $-\Delta_X$ corresponds to the kinetic energy operator of the system under consideration. The potentials V_α , $\alpha = 1, 2, 3$ are two-body interactions and thus when acting on the function f in the expression (2) they only operate on the corresponding two-body variable \mathbf{x}_α , $|\mathbf{x}_\alpha| > c_\alpha$. We assume that these pair potentials are bounded Hermitian operators. The Hamiltonian H that includes such potentials is a self-adjoint operator and thus its spectrum is real. For local potentials we assume that

$$|V_\alpha(\mathbf{x}_\alpha)| \leq C_\alpha(1 + |\mathbf{x}_\alpha|)^{-3-\varepsilon}, \quad |\mathbf{x}_\alpha| \geq c_\alpha, \quad (4)$$

where the constants $C_\alpha > 0$ and $\varepsilon > 0$. Similar conditions are assumed for the partial derivatives of $V_\alpha(\mathbf{x}_\alpha)$. The Aziz *et al.* potentials [39,40] considered in this work are examples of such interactions. Nonlocal potentials can also be included in our formalism, provided their kernels $V_\alpha(\mathbf{x}_\alpha, \mathbf{x}'_\alpha)$ are smooth functions obeying conditions similar to (4) as $|\mathbf{x}_\alpha|, |\mathbf{x}'_\alpha| \rightarrow \infty$.

¹It should be noted that the transition to the variables x_α , y_α and η_α is not conformal. In particular the true angle between any two surfaces Γ_β and Γ_γ , $\beta \neq \gamma$, at points belonging to the intersection manifold $\Gamma_\beta \cap \Gamma_\gamma$ varies between $\frac{\pi}{2} - \phi_{\beta\gamma}$ and $\frac{\pi}{2} + \phi_{\beta\gamma}$, $\phi_{\beta\gamma} = \arcsin|\mathbf{c}_{\beta\gamma}|$ and never acquires the value of 0 or π (since $|\mathbf{c}_{\beta\gamma}| < 1$).

A. Bound state problem

We shall consider first the boundary value problem for the Faddeev differential equations for the three-body bound state. Let

$$H\Psi = E\Psi,$$

E being the bound state energy and Ψ the corresponding three-body bound state wave function. We are concerned with states for which $E < 0$ and that these energies are below the threshold of the continuous spectrum of H . Using the Green's formula (see, e.g., Ref. [11]) one can easily show that the function Ψ satisfies the following Lippmann-Schwinger type equation

$$\Psi(X) = - \int_{\partial\Omega} d\sigma_S G_0(X, S; E) \frac{\partial}{\partial n_S} \Psi(S) - \sum_{\alpha=1}^3 \int_{\Omega} dX' G_0(X, X'; E) (V_\alpha \Psi)(X') \quad (5)$$

where $G_0(X, X'; z)$, is the three-body free Green function, i.e., the kernel of the resolvent

$$G_0(z) = (-\Delta_X - z)^{-1}$$

of the Laplacian $-\Delta_X$ in the six-dimensional space \mathbb{R}^6 . We recall that the function $G_0(X, X'; z)$ can be expressed in terms of the Hankel function of the first kind $H_2^{(1)}$

$$G_0(X, X'; z) = \frac{iz}{16\pi^2} \frac{H_2^{(1)}(\sqrt{z}|X - X'|)}{|X - X'|^2}.$$

The n_S denotes the external unit vector (directed into Ω) normal to the surface $\partial\Omega$ while $d\sigma_S$ is a surface element (five-dimensional square) on $\partial\Omega$.

In contrast to $\Psi(X)$, defined only for $X \in \Omega$, the function $G_0(X, X'; E)$ is defined for all $X \in \mathbb{R}^6$, $X \neq X'$. Therefore, the right-hand side of (5) is defined for $X \in \Omega$ as well as for $X \in \mathbb{R}^6 \setminus \bar{\Omega}$. Moreover, from the Green's formula it follows that, for any $X \in \mathbb{R}^6 \setminus \bar{\Omega}$

$$- \int_{\partial\Omega} d\sigma_S G_0(X, S; E) \frac{\partial}{\partial n_S} \Psi(S) - \sum_{\alpha=1}^3 \int_{\Omega} dX' G_0(X, X'; E) (V_\alpha \Psi)(X') = 0. \quad (6)$$

The Faddeev components of the function Ψ are introduced via the formulas (see Refs. [2,13,16])

$$\Phi_\alpha(X) = - \int_{\Gamma_\alpha \cap \partial\Omega} d\sigma_S G_0(X, S, E) \frac{\partial}{\partial n_S} \Psi(S) - \int_{\Omega} dX' G_0(X, X'; E) (V_\alpha \Psi)(X'). \quad (7)$$

We shall consider the functions $\Phi_\alpha(X)$ given by (7) for all $X \in \mathbb{R}^6$, i. e., outside as well as inside the surface $\partial\Omega$. From (5) and (6) one gets

$$\sum_{\alpha=1}^3 \Phi_\alpha(X) = \begin{cases} \Psi(X), & X \in \Omega \\ 0, & X \in \mathbb{R}^6 \setminus \bar{\Omega}. \end{cases} \quad (8)$$

The surface integral

$$\int_{\Gamma_\alpha} d\sigma_S G_0(X, S; z) \mu_\alpha(S), \quad z \in \mathbb{C}, \quad (9)$$

which appears in (7), represents the potential of a simple layer [11] with density μ_α concentrated on the surface Γ_α . In our case

$$\mu_\alpha(S) = \begin{cases} \frac{\partial}{\partial n_S} \Psi(S) & \text{if } S \in \Gamma_\alpha \cap \partial\Omega \\ \mu_\alpha(S) = 0 & \text{if } S \in \Gamma_\alpha \setminus \partial\Omega. \end{cases}$$

As has been shown in Refs. [12–14], each of the densities $\mu_\alpha(S)$ on the cylinder Γ_α as a function of the variable $S \in \Gamma_\alpha$, is everywhere continuous except perhaps where this cylinder intersects the other two cylinders Γ_β , $\beta \neq \alpha$. This means that in crossing the surface Γ_α (at least not on the intersection of Γ_α with Γ_β), the potential of a simple layer (9) is a continuous function [11]. Evidently for $X \notin \Gamma_\alpha$ the integral (9) is infinitely differentiable with respect to X and that

$$(-\Delta_X - z) \int_{\Gamma_\alpha} d\sigma_S G_0(X, S; z) \mu_\alpha(S) = 0.$$

Acting on both sides of the equality (7) by the differential expression $-\Delta_X - E$ and taking into account the relation (8), one obtains the following system of differential equations for the components $\Phi_\alpha(X)$,

$$\begin{cases} (-\Delta_X + V_\alpha - E)\Phi_\alpha(X) = -V_\alpha \sum_{\beta \neq \alpha} \Phi_\beta(X), & |\mathbf{x}_\alpha| > c_\alpha, \\ (-\Delta_X - E)\Phi_\alpha(X) = 0, & |\mathbf{x}_\alpha| < c_\alpha. \end{cases} \quad (10)$$

According to (8), the sum of the functions $\Phi_\alpha(X)$ must vanish not only on the surface $\partial\Omega$ but also inside of it, i.e.,

$$\sum_{\beta=1}^3 \Phi_\beta(X) \equiv 0, \quad X \in \mathbb{R}^6 \setminus \Omega. \quad (11)$$

In fact one can replace the very strong conditions (11) with the essentially more weak conditions [12,13]

$$\sum_{\beta=1}^3 \Phi_\beta(X) \Big|_{|\mathbf{x}_\alpha|=c_\alpha} = 0, \quad \alpha = 1, 2, 3, \quad (12)$$

requiring that the sum of $\Phi_\alpha(X)$ to be zero only on the cylinders Γ_α . It is understood that for the bound-state problem, the conditions

$$\Phi_\alpha \in L_2(\mathbb{R}^6), \quad \alpha = 1, 2, 3, \quad (13)$$

must be fulfilled. Similarly to the pure potential model [4] the asymptotic behaviour of $\Phi_\alpha(X)$ as $|X| \rightarrow \infty$ is of an exponential character, the form of which is quite complicated [4].

Equations (10), (12), and (13) describe the boundary value problem for three-body bound systems with hard-core interactions and are a natural generalization of the Faddeev differential formulation [4] for bound states.

The numerical advantage of our approach is already obvious from the structure of Eqs. (10): When a potential with a strong repulsive core is replaced with the hard-core model, one approximates, inside the core domains, only the Laplacian $-\Delta_X$, instead of the sum of the Laplacian and a huge repulsive term, and in this way a much better numerical approximation can be achieved.

B. Scattering processes

Let $\Psi^{[\beta,\xi]\pm}(X, \mathbf{p}_\beta)$ be the three-body wave function corresponding to a $(2 + 1 \rightarrow 2 + 1; 1 + 1 + 1)$ process where in the initial state the pair subsystem β is bound in a state $\psi_{\beta,\xi}(\mathbf{x}_\beta)$ with energy $\epsilon_{\beta,\xi}$, $\epsilon_{\beta,\xi} < 0$, and the complementary particle is asymptotically free, the relative momentum being \mathbf{p}_β , $\mathbf{p}_\beta \in \mathbb{R}^3$. By ξ we denote here all quantum numbers of the two-body state concerned. The Faddeev components [13,16] $\Phi_\alpha(X) \equiv \Phi_\alpha^{[\beta,\xi]\pm}(X, \mathbf{p}_\beta)$ of the wave function $\Psi^{[\beta,\xi]\pm}(X, \mathbf{p}_\beta)$,

$$\Psi^{[\beta,\xi]\pm}(X) = \sum_{\alpha=1}^3 \Phi_\alpha^{[\beta,\xi]\pm}(X),$$

in the hard-core model satisfy the same differential equations (10) and boundary conditions (12) of the three-body bound state problem. These components can be written as

$$\Phi_\alpha^{[\beta,\xi]\pm}(X, \mathbf{p}_\beta) = \delta_{\alpha\beta} \chi_{\beta,\xi}(X, \mathbf{p}_\beta) + \sum_{\xi'} \psi_{\alpha,\xi'}(\mathbf{x}_\alpha) U_{\alpha,\xi'}^{[\beta,\xi]\pm}(\mathbf{y}_\alpha, \mathbf{p}_\beta) + U_{\alpha,0}^{[\beta,\xi]\pm}(X, \mathbf{p}_\beta) \quad (14)$$

where

$$\chi_{\beta,\xi}(X, \mathbf{p}_\beta) = \psi_{\beta,\xi}(\mathbf{x}_\beta) \exp[i\mathbf{p}_\beta \cdot \mathbf{y}_\beta] \quad (15)$$

is the incident wave consisting of a two-body bound state $\psi_{\beta,\xi}$ and a plane wave. The functions $U_{\alpha,\xi'}^{[\beta,\xi]\pm}$ and $U_{\alpha,0}^{[\beta,\xi]\pm}$ have the same asymptotic behavior [15] as in the usual potential model [4], namely,

$$U_{\alpha,\xi'}^{[\beta,\xi]\pm}(\mathbf{y}_\alpha, \mathbf{p}_\beta) \underset{y_\alpha \rightarrow \infty}{=} \frac{e^{\pm i\sqrt{E-\epsilon_{\alpha,\xi'}}|\mathbf{y}_\alpha|}}{|\mathbf{y}_\alpha|} \left[a_{\alpha,\xi'}^{[\beta,\xi]\pm}(\hat{\mathbf{y}}_\alpha, \mathbf{p}_\beta) + o(|\mathbf{y}_\alpha|^{-1/2}) \right], \quad (16)$$

$$U_{\alpha,0}^{[\beta,\xi]\pm}(X, \mathbf{p}_\beta) \underset{X \rightarrow \infty}{=} \frac{e^{\pm i\sqrt{E}|X|}}{|X|^{5/2}} \left[A_\alpha^{[\beta,\xi]\pm}(\hat{X}, \mathbf{p}_\beta) + o(|X|^{-1/2}) \right] \quad (17)$$

where $E = \epsilon_{\beta,\xi} + p_\beta^2$, is the energy of the system. For $E > \epsilon_{\alpha,\xi'}$ the function $a_{\alpha,\xi'}^{[\beta,\xi]\pm}(\hat{\mathbf{y}}_\alpha, \mathbf{p}_\beta)$ represents the amplitude for the elastic ($\alpha = \beta$, $\xi' = \xi$) or rearrangement ($\alpha \neq \beta$ or $\xi' \neq \xi$) scattering. The functions $A_\alpha^{[\beta,\xi]\pm}(\hat{X}, \mathbf{p}_\beta)$ provide us, at $E > 0$, with the Faddeev components of the total breakup amplitude $\mathcal{A}^{[\beta,\xi]\pm}(\hat{X}, \mathbf{p}_\beta)$

$$\mathcal{A}^{[\beta,\xi]\pm}(\hat{X}, \mathbf{p}_\beta) = \sum_{\alpha=1}^3 A_\alpha^{[\beta,\xi]\pm}(\hat{X}, \mathbf{p}_\beta).$$

It should be stressed that the two-body eigenfunctions $\psi_{\alpha,\xi}(\mathbf{x}_\alpha)$ are assumed to be zero within the respective cores α , i.e., $\psi_{\alpha,\xi}(\mathbf{x}_\alpha) \equiv 0$ for $|\mathbf{x}_\alpha| \leq c_\alpha$. The boundary-value problem as described by Eqs. (10), (12), and (14)–(17), is the extension of the Faddeev formalism to the $(2 + 1 \rightarrow 2 + 1; 1 + 1 + 1)$ scattering processes for hard-core potentials.

A detail analysis for the boundary-value problems described above, the derivation of the asymptotic boundary conditions for scattering states as well as other boundary-value formulations, can be found in Refs. [15,16]. Here, we only recall, briefly, some peculiar properties of the discrete spectrum generated by the condition (12). As compared to the spectrum of the initial Hamiltonian defined by Eqs. (2) and (3), this spectrum acquires an additional component, corresponding to the Dirichlet boundary-value problems for the domains which result from the intersection of the cylinders Γ_α . We introduce the following notations for these domains: Let $\Lambda_{\alpha\beta\gamma}$ be a domain restricted by all the three cylinders Γ_α , $\alpha = 1, 2, 3$, and $\partial\Lambda_{\alpha\beta\gamma}$ be its boundary (see Figs. 1 and 2). The notation $\Lambda_{\alpha\beta}$ is used for a part of the domain bounded by the cylinders Γ_α and Γ_β , $\beta \neq \alpha$, and at the same time is external with respect to the set $\Lambda_{\alpha\beta\gamma}$. By Λ_α we denote the domain bounded by the cylinder Γ_α which is at the same time external to the rest cylinders Γ_β , $\beta \neq \alpha$. The notations $\partial\Lambda_{\alpha\beta}$ and $\partial\Lambda_\alpha$ are used for the boundaries of the domains $\Lambda_{\alpha\beta}$ and Λ_α , respectively.

It can be shown [15] that the discrete spectrum of the boundary-value problem (10), (12), and (13) includes not only the discrete spectrum $\sigma_d(H)$ of the original Hamiltonian H but also a set σ_d^{aux} consisting of a discrete set of eigenvalues of the homogeneous internal Dirichlet problems in the domains $\Lambda_{\alpha\beta\gamma}$, $\Lambda_{\alpha\beta}$, and Λ_α , $\alpha, \beta = 1, 2, 3$, $\beta \neq \alpha$, namely, the discrete spectra of the operators defined in $W_2^2(\Lambda_{\alpha\beta\gamma})$, $W_2^2(\Lambda_\alpha)$, and $W_2^2(\Lambda_{\alpha\beta})$ by the expression (2) (under the assumption $(V_\alpha f)(\mathbf{x}_\alpha) \equiv 0$ for $|\mathbf{x}_\alpha| < c_\alpha$) and the respective boundary conditions $f|_{\partial\Lambda_{\alpha\beta\gamma}} = 0$, $f|_{\partial\Lambda_\alpha} = 0$ and $f|_{\partial\Lambda_{\alpha\beta}} = 0$. There exists a simple criterion in selecting solutions of the spectral problem described by (10), (12), and (13) corresponding to the spectrum of the Hamiltonian H only. This is just the requirement (see also the condition (11)) that the total wave function inside the cylinders Γ_α vanishes,

$$\Psi(X) = \sum_{\beta=1}^3 \Phi_\beta(X) \equiv 0 \quad \text{if } |\mathbf{x}_\alpha| < c_\alpha, \quad \alpha = 1, 2, 3.$$

It should be noted that the lower boundary $\inf \sigma_d^{\text{aux}}$ of the auxiliary spectrum σ_d^{aux} is situated above² the lower boundary of the spectrum of the Hamiltonian H . Therefore in searching for a ground state no validity check of this criterion is necessary.

The elements of the set σ_d^{aux} are points where the $(2 + 1 \rightarrow 2 + 1; 1 + 1 + 1)$ scattering problems (10), (12), (14)–(17) have no a unique solution [15]. However the auxiliary spectrum σ_d^{aux} is discrete and thus in practice a coincidence of the scattering energy E with a point of the set σ_d^{aux} can be considered as an exceptional case. In principle there is a way to avoid such a coincidence namely by shifting the spectrum σ_d^{aux} . This can be made,

²In the case of sufficiently small c_α , $\inf \sigma_d^{\text{aux}}$ is positive and behaves as $1/c^2$ where $c = \max_\alpha c_\alpha$.

for example, by replacing the zero values of the potentials V_α inside the core domains by appropriate positive values. Such a replacement does not affect the total wave function $\Psi(X) = \sum_\alpha \Phi_\alpha(X)$ in the physical domain, that is, at $X \in \Omega$.

III. PARTIAL BOUNDARY-VALUE PROBLEMS

In what follows we shall concentrate on a system of three identical bosons interacting via a central potential V , i.e., via $V_\alpha(\mathbf{x}_\alpha) = V(|\mathbf{x}_\alpha|)$, $\alpha = 1, 2, 3$. The total wave function of the system is invariant under the permutation of particles belonging to any pair α , $P_\alpha \Psi = \Psi$, where P_α is the permutation operator. This means that $\Psi(-\mathbf{x}_\alpha, \mathbf{y}_\alpha) = \Psi(\mathbf{x}_\alpha, \mathbf{y}_\alpha)$, $\alpha = 1, 2, 3$. Thus from the definition of the Faddeev components (7) one obtains

$$P_\alpha \Phi_\alpha = \Phi_\alpha \quad (18)$$

i. e.

$$\Phi_\alpha(-\mathbf{x}_\alpha, \mathbf{y}_\alpha) = \Phi_\alpha(\mathbf{x}_\alpha, \mathbf{y}_\alpha). \quad (19)$$

Furthermore

$$\Phi_\beta = P^+ \Phi_\alpha, \quad \Phi_\gamma = P^- \Phi_\alpha \quad (20)$$

where P^\pm stand for operators of cyclic permutation of particles

$$P^+(123) = (312), \quad P^-(123) = (231). \quad (21)$$

The conditions (20) mean that the total wave function $\Psi(X)$ is written as

$$\Psi = (I + P^+ + P^-) \Phi_\alpha \quad (22)$$

where I is the identity operator. Similarly, the Faddeev equations (10) and the hard-core boundary conditions (12) are written as

$$(-\Delta_X + V_\alpha - E) \Phi_\alpha(X) = -V_\alpha (P^+ + P^-) \Phi_\alpha(X), \quad |\mathbf{x}_\alpha| > c_\alpha, \quad (23)$$

$$(-\Delta_X + V_\alpha - E) \Phi_\alpha(X) = 0, \quad |\mathbf{x}_\alpha| < c_\alpha, \quad (24)$$

and

$$\Phi_\alpha(X) = -(P^+ + P^-) \Phi_\alpha, \quad |\mathbf{x}_\alpha| = c_\alpha, \quad (25)$$

where $c_1 = c_2 = c_3 = c$ and, say, $\alpha = 1$. In what follows we shall drop, for convenience, the identification α . If one searches for a bound state of the system, the condition

$$\Phi \in L_2(\mathbb{R}^6) \quad (26)$$

is required.

Consider now a $(2 + 1 \longrightarrow 2 + 1; 1 + 1 + 1)$ scattering process for the three bosons in an initial state

$$\chi_\xi(X, \mathbf{p}) = \psi_\xi(\mathbf{x}) \exp[i\mathbf{p} \cdot \mathbf{y}]. \quad (27)$$

Since the particles are identical, the incident wave $\chi_\xi(X, \mathbf{p})$ must be included now, in contrast to (14), into all three summands of the total scattering wave function $\Psi(X) \equiv \Psi^{\xi\pm}(X, \mathbf{p})$ given by equation (22) with $\Phi(X) \equiv \Phi^{\xi\pm}$. Therefore the Faddeev components $\Phi^{\xi\pm}$ have the form

$$\Phi^{\xi\pm}(X, \mathbf{p}) = \chi_\xi(X, \mathbf{p}) + \sum_{\xi'} \psi_{\xi'}(\mathbf{x}) U_{\xi'}^{\xi\pm}(\mathbf{y}, \mathbf{p}) + U_0^{\xi\pm}(X, \mathbf{p}) \quad (28)$$

where the terms $U_{\xi'}^{\xi\pm}$ and $U_0^{\xi\pm}$ have the same asymptotic form as (16) and (17),

$$U_{\xi'}^{\xi\pm}(\mathbf{y}, \mathbf{p}) \underset{\mathbf{y} \rightarrow \infty}{=} \frac{e^{\pm i\sqrt{E-\epsilon_{\xi'}}|\mathbf{y}|}}{|\mathbf{y}|} \left[a_{\xi'}^{\xi\pm}(\hat{\mathbf{y}}, \mathbf{p}) + o(|\mathbf{y}|^{-1/2}) \right], \quad (29)$$

$$U_0^{\xi\pm}(X, \mathbf{p}) \underset{X \rightarrow \infty}{=} \frac{e^{\pm i\sqrt{E}|X|}}{|X|^{5/2}} \left[A^{\xi\pm}(\hat{X}, \mathbf{p}) + o(|X|^{-1/2}) \right] \quad (30)$$

where $E = \epsilon_\xi + |\mathbf{p}|^2$. If $E > \epsilon_{\xi'}$, the function $a_{\xi'}^{\xi\pm}(\hat{\mathbf{y}}, \mathbf{p})$ represents the elastic scattering amplitude, $\xi' = \xi$, or the rearrangement one, $\xi' \neq \xi$. At $E > 0$ the function A^ξ represents the Faddeev component of the total breakup amplitude $\mathcal{A}^{\xi\pm}(\hat{X}, \mathbf{p})$ which is expressed via $A^{\xi\pm}$

$$\mathcal{A}^{\xi\pm}(\hat{X}, \mathbf{p}) = (I + P^+ + P^-) A^{\xi\pm}(\hat{X}, \mathbf{p}).$$

The description for the auxiliary spectrum σ_d^{aux} of the boundary-value problems (23)–(25), (26) and (23)–(25), (28)–(30) is the same as the one outlined in Sect. II except that all core sizes are now equal, $c_\alpha = c$, $\alpha = 1, 2, 3$. Further we consider the case of the $\Psi^{\xi+}$ scattering wave functions and thus the index “+” will be omitted.

Similarly to Eqs. (10) and (12), Eqs. (23)–(25) are six-dimensional. Therefore we may use, for their partial wave expansion, the bispherical basis

$$|l\lambda L\rangle = \sum_{m+\mu=M} \langle lm\lambda\mu|LM\rangle Y_l^m(\hat{\mathbf{x}}) Y_\lambda^\mu(\hat{\mathbf{y}}) \quad (31)$$

where L is the total angular momentum of the system, $Y_l^m(\hat{\mathbf{x}})$ and $Y_\lambda^\mu(\hat{\mathbf{y}})$, are the spherical harmonics, and $\langle lm\lambda\mu|LM\rangle$ the Clebsch–Gordan coefficients.

The potential V , being central, is diagonal in the basis (31) and has the same diagonal elements in all partial waves. Since the operator of the total angular momentum \mathbf{L} and its projection \mathbf{L}_z commute with both the Laplacian $-\Delta_X$ and the sum $I + P^+ + P^-$, the study of the boundary-value problems (23)–(25), (26), and (23)–(25), (28)–(30) is reduced to a study in subspaces corresponding to fixed values of the momentum L and its projection M . Since the index M does not effect the structure of the equations it will be omitted. Thus $\Phi_L(X)$ denotes the partial components of $\Phi(X)$.

Expanding the function $\Phi_L(X)$ in a series of bispherical harmonics

$$\Phi_L(X) = \sum_a \frac{\Phi_{aL}(x, y)}{x y} |aL\rangle, \quad a = \{l, \lambda\}, \quad x = |\mathbf{x}| \text{ and } y = |\mathbf{y}|, \quad (32)$$

and using the results of Ref. [44] (see also [4,16]) one obtains for (23)–(24) the following partial equations

$$(H_L - E)\Phi_{aL}(x, y) = \begin{cases} -V(x)\Psi_{aL}(x, y), & x > c \\ 0, & x < c \end{cases} \quad (33)$$

where

$$H_L = -\frac{\partial^2}{\partial x^2} - \frac{\partial^2}{\partial y^2} + \frac{l(l+1)}{x^2} + \frac{\lambda(\lambda+1)}{y^2}.$$

The function $\Psi_{aL}(x, y)$ represents the partial component of the total wave function (22) and is related to the partial Faddeev components $\Phi_{aL}(x, y)$ by

$$\Psi_{aL}(x, y) = \Phi_{aL}(x, y) + \sum_{a'} \int_{-1}^{+1} du h_{aa'}^L(x, y, u) \Phi_{a'L}(x', y') \quad (34)$$

where

$$x' = \sqrt{\frac{1}{4}x^2 + \frac{3}{4}y^2 - \frac{\sqrt{3}}{2}xyu},$$

$$y' = \sqrt{\frac{3}{4}x^2 + \frac{1}{4}y^2 + \frac{\sqrt{3}}{2}xyu},$$

with $u = \hat{\mathbf{x}} \cdot \hat{\mathbf{y}}$. The functions $h_{aa'}^L$ are given by [44] (see also [4])

$$\begin{aligned} h_{aa'}^L &= \frac{xy}{x'y'} (-1)^{l+L} \frac{(2\lambda+1)(2l+1)}{2^{\lambda+l}} [(2\lambda)!(2l)!(2\lambda'+1)(2l'+1)]^{1/2} \\ &\times \sum_{k=0}^{k_{max}} (-1)^k (2k+1) P_k(u) \sum_{\substack{\lambda_1+\lambda_2=\lambda, \\ l_1+l_2=l}} \frac{y^{\lambda_1+l_1} x^{\lambda_2+l_2}}{y'^{\lambda} x'^l} (-1)^{l_2} (\sqrt{3})^{\lambda_2+l_1} \\ &\times [(2\lambda_1)!(2l_1)!(2\lambda_2)!(2l_2)!]^{-1/2} \sum_{\lambda'' l''} (2\lambda''+1)(2l''+1) \begin{pmatrix} \lambda_1 & l_1 & \lambda'' \\ 0 & 0 & 0 \end{pmatrix} \\ &\times \begin{pmatrix} \lambda_2 & l_2 & l'' \\ 0 & 0 & 0 \end{pmatrix} \begin{pmatrix} k & \lambda'' & \lambda' \\ 0 & 0 & 0 \end{pmatrix} \begin{pmatrix} k & l'' & l' \\ 0 & 0 & 0 \end{pmatrix} \left\{ \begin{matrix} l' & \lambda' & L \\ \lambda'' & l'' & k \end{matrix} \right\} \left\{ \begin{matrix} \lambda_1 & \lambda_2 & \lambda \\ l_1 & l_2 & l \\ \lambda'' & l'' & L \end{matrix} \right\}, \\ k_{max} &= \frac{l + \lambda + l' + \lambda'}{2}, \end{aligned} \quad (35)$$

where $P_k(u)$ is the Legendre polynomial of order k . In the above, the standard notation for the 3- j , 6- j , and 9- j Wigner symbols, as defined in [45], is used. It should be noted that the kernels $h_{aa'}^L$ depend only on the hyperangles

$$\theta = \arctan \frac{y}{x} \quad \text{and} \quad \theta' = \arctan \frac{y'}{x'} \quad (36)$$

and not on the hyperradius

$$\rho = \sqrt{x^2 + y^2} = \sqrt{x'^2 + y'^2}. \quad (37)$$

Due to (18) only the components Φ_{aL} corresponding to $a = \{l, \lambda\}$ with even l are unequal to zero. This reduces considerably the number of coupled equations to be solved.

The functions $\Phi_{aL}(x, y)$ satisfy the boundary conditions

$$\Phi_{aL}(x, y) |_{x=0} = 0 \quad \text{and} \quad \Phi_{aL}(x, y) |_{y=0} = 0. \quad (38)$$

The partial wave version of the hard-core conditions (25) is given by $\Psi_{aL}(x, y) |_{x=c} = 0$, that is, by

$$\Phi_{aL}(c, y) + \sum_{a'} \int_{-1}^{+1} du h_{aa'}^L(c, y, u) \Phi_{a'L}(x', y') = 0. \quad (39)$$

For the bound-state problem one requires that the functions $\Phi_{aL}(x, y)$ are square integrable in the quadrant $x \geq 0, y \geq 0$, i.e., they must satisfy the condition $\Phi_{aL} \in L_2(\mathbb{R}_+^2)$ which follows from (26). A more detailed and useful in bound state calculations is the asymptotic condition

$$\begin{aligned} \Phi_{aL} = & \sum_{\nu} \psi_{l,\nu}(x) h_{\lambda}(\sqrt{E - \epsilon_{l,\nu}} y) [a_{aL,\nu} + o(y^{-1/2})] \\ & + \frac{\exp(i\sqrt{E}\rho + i\pi L/2)}{\sqrt{\rho}} [A_{aL}(\theta) + o(\rho^{-1/2})] \end{aligned} \quad (40)$$

where E is the bound-state energy, $a = \{l, \lambda\}$, and $\psi_{l,\nu}(x)$ is the two-body partial wave function corresponding to a ν -th bound state $\epsilon_{l,\nu}$ for the angular momentum value l . Here h_{λ} is used for the spherical Hankel function. The coefficients $a_{aL,\nu}$ and $A_{aL}(\theta)$ describe contributions into Φ_{aL} (and Ψ_{aL}) from the $(2+1)$ and $(1+1+1)$ channels respectively.

The asymptotic boundary conditions for the partial Faddeev components of the $(2+1 \rightarrow 2+1; 1+1+1)$ scattering wave function as $X \rightarrow \infty$ and/or $\mathbf{y} \rightarrow \infty$ follow from (28)–(30). These are

$$\begin{aligned} \Phi_{a'L}^{[a,\nu]}(x, y, p) = & \delta_{a'a} \psi_{l,\nu}(x) j_{\lambda}(py) \\ & + \sum_{\nu'} \psi_{l',\nu'}(x) h_{\lambda'}(\sqrt{E - \epsilon_{l',\nu'}} y) [a_{a'L,\nu'}^{[a,\nu]}(p) + o(y^{-1/2})] \\ & + \frac{\exp(i\sqrt{E}\rho + i\pi L/2)}{\sqrt{\rho}} [A_{a'L}^{[a,\nu]}(p, \theta) + o(\rho^{-1/2})] \end{aligned} \quad (41)$$

where $p = |\mathbf{p}|$ is the relative moment conjugate to the Jacobi variable y and the scattering energy E is given by $E = \epsilon_{l,\nu} + p^2$. The $j_{\lambda'}$ stands for the spherical Bessel function. The value $a_{a'L,\nu'}^{[a,\nu]}$ represents, at $E > \epsilon_{l',\nu'}$, the partial amplitude of an elastic scattering, $a' = a$ and $\nu' = \nu$, or rearrangement, $a' \neq a$ or $\nu' \neq \nu$, process. The functions $A_{a'L}^{[a,\nu]}(\theta)$ provide

us, at $E > 0$, the corresponding partial Faddeev breakup amplitudes. Finally the physical partial breakup amplitudes are written as

$$\mathcal{A}_{a'L}^{[a,\nu]}(\theta) = A_{a'L}^{[a,\nu]}(\theta) + \sum_{a''} \int_{-1}^1 du h_{a'a''}^L(x, y, u) A_{a''L}^{[a,\nu]}(\theta') \quad (42)$$

where θ and θ' are given by (36).

IV. APPLICATION TO THE THREE-ATOMIC ^4He SYSTEM

We employed the Faddeev equations (33) and the hard-core boundary condition (39) to calculate the binding energies of the Helium atomic trimer and the ultra-low energy phase shifts of the Helium atom scattered off the Helium diatomic molecule. As a ^4He - ^4He interatomic interactions we use the HFDHE2 [39] and HFD-B [40] potentials of Aziz and co-workers. Both HFDHE2 and HFD-B potentials have the form

$$V(r) = \varepsilon \left\{ \exp(-\alpha\zeta + \beta\zeta^2) - \left[\frac{C_6}{\zeta^6} + \frac{C_8}{\zeta^8} + \frac{C_{10}}{\zeta^{10}} \right] F(\zeta) \right\} \quad (43)$$

where $\zeta = r/r_m$. The function $F(\zeta)$ is given by

$$F(\zeta) = \begin{cases} \exp[-(D/\zeta - 1)]^2, & \text{if } \zeta \leq D \\ 1, & \text{if } \zeta > D. \end{cases}$$

For completeness the parameters for both HFDHE2 and HFD-B potentials are given in Table I.

In the present work we restrict ourselves to calculations for S -states only. The partial components $\Phi_{l\lambda 0}$ can be obtained in this case from the addition of even partial waves l and λ with $l = \lambda$. To demonstrate the feasibility of our formalism and the accuracy which can be achieved, we obtained solutions with $l = 0$ and $l = 2$ which can be compared with other results in the literature. The finite-difference approximation in the polar coordinates ρ and θ has been used for this purpose, a description of which is given in the Appendix.

Both potentials considered, produce a weakly bound state of the Helium dimer. Our calculations with $\hbar^2/m = 12.12 \text{ K \AA}^2$ gave for its energy ϵ_d the value of -0.830 mK in the case of the HFDHE2 and -1.686 mK in the case of HFD-B potential. These results are in agreement with other theoretical results found in the literature [29,33,46]. The estimated experimental value is $\epsilon_d \sim -1 \text{ mK}$ [36,37]). Since the bound-state energy is four orders smaller than the potential depth, the constant \hbar^2/m must be taken with a high accuracy. Unfortunately, different authors used different values for \hbar^2/m and this generates certain difficulties in comparing results. Thus, for comparison purposes, we used also the value $\hbar^2/m = 12.1 \text{ K \AA}^2$. With $\hbar^2/m = 12.1 \text{ K \AA}^2$ the dimer energy was found to be -0.966 mK and -1.877 mK with the HFDHE2 and HFD-B potentials respectively.

Since the Helium dimer bound state exists only in the $l = 0$ state, the three-body bound state boundary conditions (40) for the $L = 0$ channel reads

$$\begin{aligned}\Phi_{l0}(x, y) &= \delta_{l0}\psi_d(x) \exp(i\sqrt{E_t - \epsilon_d}y) \left[a_0 + o(y^{-1/2}) \right] \\ &+ \frac{\exp(i\sqrt{E_t}\rho)}{\sqrt{\rho}} \left[A_{l0}(\theta) + o(\rho^{-1/2}) \right]\end{aligned}\quad (44)$$

where E_t and ϵ_d are the trimer and dimer energies respectively (expressed in units of \AA^{-2}) and $\psi_d(x)$ stands for the dimer wave function.

The results of the Helium trimer ground-state energy $E_t^{(0)}$ calculations are presented in Table II. It is seen that they are in a good agreement with other results given in the literature. Although the two potentials used differ only slightly, they produce important differences in the ground-state energy. This is in agreement with the finding of Ref. [32] but in disagreement with the statement made in Ref. [20]. It should be further noted that most of the contribution to the binding energy stems from the $l = \lambda = 0$ and $l = \lambda = 2$ partial component the latter being more than 35 %. The contribution from the $l = \lambda = 4$ partial wave was shown in [30] to be of the order of a few per cent.

In Ref. [29] Cornelius and Glöckle investigated the possibility of having Efimov states in the Helium trimer. Their work was motivated by the fact that the dimer energy ϵ_d is very close to the three-body threshold. Employing the HFDHE2 potential, these authors found an excited state at $E_t^{(1)} = -1.6$ mK. This finding was recently confirmed by Esry *et al.* [33] who also located an excited state at $E_t^{(1)} = -1.517$ mK using the same HFDHE2 inter-atomic interaction. Note that the approaches used in [29] and [33] are completely different. The former is based on the Faddeev integral equations in momentum space while in the later on the hyperspherical adiabatic approach. By noting that the three-body excited state disappears when the interaction strength increases, both, Cornelius and Glöckle and Esry *et al.*, identify this state as an Efimov one. In [33] the improved LM2M2 ^4He - ^4He potential [41] was also employed and an excited state at $E_t^{(1)} = -2.118$ mK was found. We have also found that the Helium trimer can form an excited state with both the HFDHE2 and HFD-B potentials. The excited state is present even when only the $l = \lambda = 0$ partial wave is taken into account. This is in agreement with the finding of Ref. [29]. Our excited state results are given in Table III.

We also performed calculations for a Helium atom scattered off a Helium dimer, at $L = 0$. For this we used the asymptotic boundary conditions (41) which, for the $L = 0$ channel, read

$$\begin{aligned}\Phi_{l0}(x, y, p) &= \delta_{l0}\psi_d(x) \left\{ \sin(py) + \exp(py) \left[a_0(p) + o(y^{-1/2}) \right] \right\} \\ &+ \frac{\exp(i\sqrt{E}\rho)}{\sqrt{\rho}} \left[A_{l0}(\theta) + o(\rho^{-1/2}) \right]\end{aligned}\quad (45)$$

The S -state elastic scattering phase shifts $\delta_0(p)$ are then given by

$$\delta_0(p) = \frac{1}{2} \text{Im} \ln S_0(p)$$

where $S_0(p) = 1 + 2ia_0(p)$ is the $(2 + 1 \rightarrow 2 + 1)$ partial component of the scattering matrix.

The phase shifts results thus obtained are given in Tables IV, V, and plotted in Fig. 3. We considered incident energies below as well as above the breakup threshold, i. e., for the $(2 + 1 \rightarrow 2 + 1)$ and the $(2 + 1 \rightarrow 1 + 1 + 1)$ processes. In order to obtain converged results we were compelled to integrate upto a maximum $\rho_{\max} = 400\text{--}600 \text{ \AA}$. This comes as no surprise since the two-body binding energy is very small implying an extended ${}^4\text{He}$ dimer system and thus the trimer wave functions attain their asymptotic values at very large distances. Changing ρ_{\max} in the range $400\text{--}600 \text{ \AA}$ produces minimal effects on the phase shifts. Such a cut-off radius in the three ${}^4\text{He}$ atom problem may be compared with the characteristic values $\rho_{\max} = 20\text{--}30 \text{ fm}$ for the three-nucleon problem (see, for example, the recent paper [47] and Refs. therein). This is not an unexpected result since the dimer wave function generated, for example, by the HFD-B potential, behaves as $\exp(-0.013x)$ at large distances (where x is measured in \AA) while the deuteron wave function as $\exp(-0.23x)$ (where x is measured in fm). Thus, even scaling considerations imply that $20\text{--}30 \text{ fm}$ in the $n - d$ scattering problem are equivalent to $400\text{--}600 \text{ \AA}$ in the three ${}^4\text{He}$ atoms scattering.

In Fig. 4 the Faddeev breakup amplitude $A_{ll}(\theta) \equiv A_{l0}(\theta)$, $l = 0$, is plotted for $E = +1.4 \text{ mK}$ while the physical breakup amplitudes $\mathcal{A}_{ll}(\theta) \equiv \mathcal{A}_{l0}(\theta)$, $l = 0, 2$, are plotted in Fig. 5. The amplitude $A_{22}(\theta)$ is extremely small, $|A_{22}(\theta)|^2 < 5 \cdot 10^{-5} \text{ rad}^{-1}$, and therefore it is not shown. The Faddeev components $\Phi_{l0}(x, y, p)$ and wave functions $\Psi_{l0}(x, y, p)$ with the inclusion of both channels $l = \lambda = 0$ and $l = \lambda = 2$ are plotted in Figs. 6–13.

V. CONCLUSIONS

In this work we employ a formalism which is suitable for three-body calculations with hard-core potentials. The approach is a hard-core variant of the Boundary-Condition Model and, unlike some competing methods, is exact and ideally suited for three-body calculations with two-body interactions with a highly repulsive core which can be treated as a hard-core. Furthermore the method is feasible not only for bound-state but for scattering processes as well.

We employed the formalism to calculate the binding energy of the ${}^4\text{He}$ -trimer system. The results obtained with two realistic ${}^4\text{He}$ - ${}^4\text{He}$ potentials compared favorably with other results in the literature. Furthermore, we successfully located an excited state which can be interpreted [29,33] as an Efimov state. This clearly demonstrates the reliability of our method in three-body bound state calculations with hard-core potentials. We also endeavored to calculate, for the first time, the ultra-low energy scattering phase shifts corresponding to a ${}^4\text{He}$ atom scattered off a ${}^4\text{He}$ dimer.

The effectively hard-core inter-atomic potential together with other characteristics of the system, make such calculations extremely tedious and numerically unstable. However, this is not the case with our approach where the hard-core is taken from the beginning into account in a mathematically rigorous way. The successful application of the proposed method revealed that this method is ideally suited for calculations in systems where the strong repulsion in the pairwise forces gives rise to strong numerical inaccuracies which

make calculations for these molecules cumbersome. Thus the formalism paves the way to study various ultra-cold three-atomic systems, and to calculate important quantities such as the cross-sections, recombination rates [48] etc.

ACKNOWLEDGMENTS

Financial support from the University of South Africa, the Joint Institute for Nuclear Research, Dubna, and the Russian Foundation for Basic Research (Projects No. 96-01-01292, No. 96-01-01716 and No. 96-02-17021) is gratefully acknowledged. The authors are indebted to Dr. F. M. Penkov for a number of useful remarks and to Prof. I. E. Lagaris for allowing us to use the computer facilities of the University of Ioannina, Greece, to perform scattering calculations.

APPENDIX A: NUMERICAL METHOD

The finite-difference approximation in polar coordinates ρ and θ has been used to solve this problem. For this, the grid knots were chosen to be the points of intersection of the arcs $\rho = \rho_i$, $i = 1, 2, \dots, N_\rho$, and the rays $\theta = \theta_j$, $j = 1, 2, \dots, N_\theta$. The value of the parameter c (“diameter” of the particle cores) is chosen in such a way that any further decrease of it does not affect the trimer ground-state energy. In the present case a four figure accuracy has been achieved with $c = 0.7 \text{ \AA}$.

The ρ_i points were chosen according to the formulas

$$\begin{aligned} \rho_i &= \frac{i}{N_c^{(\rho)} + 1} c, \quad i = 1, 2, \dots, N_c^{(\rho)}, \\ \rho_{i+N_c^{(\rho)}} &= \sqrt{c^2 + y_i^2}, \quad i = 1, 2, \dots, N_\rho - N_c^{(\rho)}, \end{aligned}$$

where $N_c^{(\rho)}$ stands for the number of arcs inside of the core domain and

$$y_i = f(\tau_i) \sqrt{\rho_{N_\rho}^2 - c^2}, \quad \tau_i = \frac{i}{N_\rho - N_c^{(\rho)}}.$$

The non-linear monotonously increasing function $f(\tau)$, $0 \leq \tau \leq 1$, satisfying the conditions $f(0) = 0$ and $f(1) = 1$ was chosen in the form

$$f(\tau) = \frac{(1 + a)\tau^2}{1 + a\tau}$$

in the case of the ground-state calculations and in the form

$$f(\tau) = \begin{cases} \alpha_0 \tau & , \tau \in [0, \tau_0] \\ \alpha_1 \tau + \tau^\nu & , \tau \in (\tau_0, 1] \end{cases}.$$

in the case of scattering and excited state calculations. A typical value of the “acceleration” a , $a \geq 0$, which is satisfactory in ground-state calculations is $a = 0.4$ (for $\rho_{N_\rho} < 100 \text{ \AA}$). The values of α_0 , $\alpha_0 \geq 0$, and α_1 , $\alpha_1 \geq 0$, are defined via τ_0 and ν from the continuity condition for $f(\tau)$ and its derivative at the point τ_0 . A typical value of τ_0 is 0.2. The value of the power ν depends on the cut-off radius $\rho_{N_\rho} = 200\text{--}600 \text{ \AA}$ its range being within 3.3—4.5.

The knots θ_j for $j = 1, 2, \dots, N_\rho - N_c^{(\rho)}$ were taken according to $\theta_j = \arctan(y_j/c)$. The rest knots θ_j , $j = N_\rho - N_c^{(\rho)} + 1, \dots, N_\theta$, were chosen equidistantly,

$$\theta_j = \theta_{N_\rho - N_c^{(\rho)}} + \frac{j - N_\rho + N_c^{(\rho)}}{N_\theta - N_\rho + N_c^{(\rho)} + 1} \left(\frac{\pi}{2} - \theta_{N_\rho - N_c^{(\rho)}} \right).$$

Such a choice of the grid is prescribed by the need to have the points of intersection of the arcs $\rho = \rho_i$ and the rays $\theta = \theta_j$ with the core line $x = c$ as its knots. Furthermore, the grid must be constructed in such a manner so that the density of the points is higher where the Faddeev components are important, i. e., for small values of ρ and/or x , and lower in

the asymptotic region. Usually we took the same numbers of grid points for both θ and ρ , $N_\theta = N_\rho$. For N_c we chose $N_c^{(\rho)} = 5$.

The maximal ρ value used, $\rho_{\max} = \rho_{N_\rho}$, in our ground-state of the Helium ${}^4\text{He}$ trimer calculations was 60 Å. Beyond this radius the effects on the bound state are minimal. For the excited state calculations we were obliged to increase the ρ_{\max} to 200—400 Å and for the scattering calculations to 400—600 Å.

A description of a finite-difference algorithm of solving the Faddeev differential equations for conventional potentials was given in [4,44]. A generalization of this algorithm to the boundary-condition model for the three-nucleon problem was previously employed in [13,15,16]. Here, we shall describe in more detail an extension of the algorithm [44] to the hard-core boundary conditions problems. For simplicity we restrict ourselves to the $(2 + 1 \rightarrow 2 + 1; 1 + 1 + 1)$ scattering and the bound-state boundary-value problems where only one Faddeev partial equation with $l = 0$ is considered.

In the scattering problem, we firstly, in the component $\Phi(x, y, p) \equiv \Phi_{000}(x, y, p)$ explicitly separate the initial-state wave function $\chi(x, y, p) = \psi_d(x) \sin(py)$ (see (45)). As a result, (33) and (39) are reduced to inhomogeneous equations for the remainder $\Phi' = \Phi - \chi$ which differ in form from (33) and (39) only by the presence on the right-hand side of the inhomogeneous terms

$$F^r(x, y) = -V(x) \int_{-1}^{+1} du h_{\{0,0\}\{0,0\}}^0(x, y, u) \chi(x', y', p) \quad (\text{A1})$$

and

$$F^c(y) = - \int_{-1}^{+1} du h_{\{0,0\}\{0,0\}}^0(c, y, u) \chi(x', y', p), \quad (\text{A2})$$

respectively.

On a fixed arc $\rho = \rho_i$ of the polar grid concerned, the values of the function Φ' and inhomogeneous terms (A1) and (A2) form vectors $\mathcal{X}^{(i)} \in \mathbb{C}^{N_\theta}$, $\mathcal{F}^{(i)} \in \mathbb{R}^{N_\theta}$, having components $\mathcal{X}_j^{(i)} = \Phi'(\rho_i \cos \theta_j, \rho_i \sin \theta_j)$ and $\mathcal{F}_j^{(i)} = F^r(\rho_i \cos \theta_j, \rho_i \sin \theta_j)$ if $\rho_i \cos \theta_j \neq c$ or $\mathcal{F}_j^{(i)} = F^c(\rho_i \sin \theta_j)$ if $\rho_i \cos \theta_j = c$. The set of vectors $\mathcal{X}^{(i)}$, $\mathcal{F}^{(i)}$, $i = 1, 2, \dots, N_\rho$, determines the vectors $\mathcal{X} \in \mathbb{C}^{N_{\theta\rho}}$ and $\mathcal{F} \in \mathbb{R}^{N_{\theta\rho}}$, $N_{\theta\rho} = N_\theta N_\rho$:

$$\mathcal{X} = \bigoplus_{i=1}^{N_\rho} \mathcal{X}^{(i)}, \quad \mathcal{F} = \bigoplus_{i=1}^{N_\rho} \mathcal{F}^{(i)}. \quad (\text{A3})$$

In such a representation, Eqs. (33) and (39) assumed the form

$$\begin{cases} \mathcal{X}^{(0)} = 0, \\ L_i \mathcal{X}^{(i-1)} + (M_i - E \tilde{I}_i) \mathcal{X}^{(i)} + R_i \mathcal{X}^{(i+1)} = \mathcal{F}^{(i)}, \quad i = 1, 2, \dots, N_\rho. \end{cases} \quad (\text{A4})$$

Here, L_i , M_i , \tilde{I}_i and R_i are matrices of rank N_θ . The matrices L_i and R_i are generated only by the radial part of the Laplacian in (33) and are therefore diagonal. The non-diagonal

matrix M_i describes the contribution of the central terms of the radial part of the Laplacian, of its spherical part, the potential, and the integral operator on the arc $\rho = \rho_i$. In the cases where i, j are such that $\rho_i \cos \theta_j = c$, the respective rows of the matrices L_i , M_i , and R_i are generated by the condition (39). The matrix \tilde{I}_i differs from the unity one only in a row corresponding to the boundary condition (39). This row in \tilde{I}_i has zero elements.

The system (A4) includes $N_{\theta\rho}$ equations for $N_{\theta\rho} + N_\theta$ unknowns. An additional relation that selects a unique solution of (A4) follows from the asymptotic conditions (45):

$$\mathcal{X}^{(N_{\rho+1})} = B_{N_\rho} \tilde{I}_{N_\rho} \mathcal{X}^{(N_\rho)} + a_0(p) \tilde{I}_{N_\rho} \mathcal{D}^{(N_\rho)} \quad (\text{A5})$$

where $B_{N_\rho} = \text{diag}\{b_1, b_2, \dots, b_{N_\theta}\}$ is a diagonal matrix with elements

$$b_j = C_{N_\rho}^+ \left[1 + o(\rho_{N_\rho}^{-1/2}) \right], \quad (\text{A6})$$

$$C_{N_\rho}^+ = \sqrt{\frac{\rho_{N_\rho}}{\rho_{N_\rho+1}}} \exp[i\sqrt{E}(\rho_{N_\rho+1} - \rho_{N_\rho})], \quad (\text{A7})$$

and $\mathcal{D}^{(N_\rho)}, \mathcal{D}^{(N_\rho)} \in \mathbb{C}^{N_\theta}$, is a vector with components

$$\mathcal{D}_j^{(N_\rho)} = \chi_1(\rho_{N_\rho+1}, \theta_j) - b_j \chi_1(\rho_{N_\rho}, \theta_j)$$

where

$$\chi_1(\rho, \theta) = \psi_d(\rho \cos \theta) \exp(ip \rho \sin \theta).$$

The condition (A5) allows the elimination of $\mathcal{X}^{(N_{\rho+1})}$ and reduces the last equation of the system (A4) to

$$L_{N_\rho} \mathcal{X}^{(N_{\rho-1})} + (\tilde{M}_{N_\rho} - E \tilde{I}_{N_\rho}) \mathcal{X}^{(N_\rho)} = \mathcal{F}^{(N_\rho)} + a_0(p) \tilde{\mathcal{F}}^{(N_\rho)} \quad (\text{A8})$$

where the matrix \tilde{M}_{N_ρ} and the vector \tilde{F}_{N_ρ} are given by $\tilde{M}_{N_\rho} = M_{N_\rho} + R_{N_\rho} B_{N_\rho} \tilde{I}_{N_\rho}$ and $\tilde{\mathcal{F}}^{(N_\rho)} = R_{N_\rho} \tilde{I}_{N_\rho} \mathcal{D}^{(N_\rho)}$.

The system (A4), after replacing its last equation with (A8), can be written in the form

$$(K - E \tilde{I}) \mathcal{X} = \mathcal{F} + a_0(p) \mathcal{F}' \quad (\text{A9})$$

where K is a three-block-diagonal matrix constructed of the blocks L_i, M_i (or \tilde{M}_{N_ρ} if $i = N_\rho$), and $R_i, i = 1, 2, \dots, N_\rho$, while $\tilde{I}, \tilde{I} = \bigoplus_{i=1}^{N_\rho} \tilde{I}_i$, is a diagonal matrix. Both K and \tilde{I} are matrices of rank $N_{\theta\rho}$. From (A4), it follows that K has a band structure with band width $2N_\theta + 2$. The vector \mathcal{F}' in (A9) reads as $\mathcal{F}' = \bigoplus_{i=1}^{N_\rho} \mathcal{F}'^{(i)}$ with $\mathcal{F}'^{(i)} = 0, i = 1, 2, \dots, N_\rho - 1$, and $\mathcal{F}'^{(N_\rho)} = \tilde{\mathcal{F}}^{(N_\rho)}$.

The solution of (A9) can be expressed as

$$\mathcal{X} = \mathcal{X}_0 + a_0(p)\mathcal{X}_1 \quad (\text{A10})$$

where the vectors \mathcal{X}_0 and \mathcal{X}_1 are determined from

$$(K - E\tilde{I})\mathcal{X}_0 = \mathcal{F}; \quad (K - E\tilde{I})\mathcal{X}_1 = \mathcal{F}' \quad (\text{A11})$$

in which the inhomogeneous terms are known.

Having determined the vectors \mathcal{X}_0 and \mathcal{X}_1 , we can then proceed, via the asymptotics (45), to find the elastic scattering amplitude $a_0(p)$. For this we may use two methods. In the first one, we compare the representations (45) and (A10) on the arc $\rho = \rho_{N_\rho}$ in those knots $(\rho_{N_\rho}, \theta_j)$ of the grid for which the value of $\rho_{N_\rho} \cos \theta_j$ belongs to a vicinity of the point x_0 where the dimer wave function $\psi_d(x)$ is maximal, $\psi_d(x_0) = \max \psi_d(x)$. In this vicinity, the term with the spherical wave $\exp(i\sqrt{E}\rho)/\sqrt{\rho}$ is much smaller than the ‘‘elastic’’ wave term $\psi_d(x) \exp(ipy)$ (if ρ_{N_ρ} is sufficiently large). Therefore, omitting the breakup term we obtain from (A10) the following expression

$$a_0(p) = \frac{[\mathcal{X}_0^{(N_\rho)}]_j}{\chi_1(N_\rho, \theta_j) - [\mathcal{X}_1^{(N_\rho)}]_j} \quad (\text{A12})$$

where the index j corresponds to the angles θ_j for which $\rho_{N_\rho} \cos \theta_j \approx x_0$.

In the second method we compare the components of (A10) with the asymptotic representation (45) on two successive arcs $\rho = \rho_{N_{\rho-1}}$ and $\rho = \rho_{N_\rho}$, omitting only the terms $\psi_d(x)o(y^{-1/2})$ and $\exp(i\sqrt{E}\rho)o(\rho^{-1})$:

$$\begin{cases} [\mathcal{X}_0^{(N_{\rho-1})}]_j + a_0(p) [\mathcal{X}_1^{(N_{\rho-1})}]_j = a_0(p)\chi_1(\rho_{N_{\rho-1}}, \theta_j) + A(\theta_j) \frac{\exp(i\sqrt{E}\rho_{N_{\rho-1}})}{\sqrt{\rho_{N_{\rho-1}}}}, \\ [\mathcal{X}_0^{(N_\rho)}]_j + a_0(p) [\mathcal{X}_1^{(N_\rho)}]_j = a_0(p)\chi_1(\rho_{N_\rho}, \theta_j) + A(\theta_j) \frac{\exp(i\sqrt{E}\rho_{N_\rho})}{\sqrt{\rho_{N_\rho}}}, \end{cases} \quad (\text{A13})$$

where $A \equiv A_{000}$ is the Faddeev breakup amplitude. Solving the system (A13) we find

$$a_0(p) = -\frac{[\mathcal{X}_0^{(N_\rho)}]_j - C_{N_\rho}^- [\mathcal{X}_0^{(N_{\rho-1})}]_j}{[\mathcal{X}_1^{(N_\rho)}]_j - \chi_1(\rho_{N_\rho}, \theta_j) - C_{N_\rho}^- \{[\mathcal{X}_1^{(N_{\rho-1})}]_j - \chi_1(\rho_{N_{\rho-1}}, \theta_j)\}} \quad (\text{A14})$$

with $C_{N_\rho}^- = \sqrt{\frac{\rho_{N_{\rho-1}}}{\rho_{N_\rho}}} \exp[i\sqrt{E}(\rho_{N_\rho} - \rho_{N_{\rho-1}})]$. As in (A12), the index j corresponds to a vicinity of the point x_0 where the dimer wave function acquires a maximal value.

Having calculated $a_0(p)$ via (A12) or (A14) we can find, using (A10), the vector $\mathcal{X}^{(N_\rho)}$ corresponding to the values of the desired function Φ' on the final arc $\rho = \rho_{N_\rho}$, $\Phi'(\rho_{N_\rho} \cos \theta_j, \rho_{N_\rho} \sin \theta_j) = \mathcal{X}_j^{(N_\rho)}$, and then determine the Faddeev breakup amplitude

$$A(\theta_j) = [\mathcal{X}_j^{(N_\rho)} - a_0(p)\chi_1(\rho_{N_\rho}, \theta_j)] \sqrt{\rho_{N_\rho}} \exp(-i\sqrt{E}\rho_{N_\rho}).$$

In the bound-state problem we deal with the same system of equations (A4) for $\mathcal{X}_j^{(i)} = \Phi(\rho_i \cos \theta_j, \rho_i \sin \theta_j)$ where now $\Phi(x, y)$ stands for a bound-state wave function satisfying the asymptotic conditions (44). Of course the inhomogeneous terms $\mathcal{F}^{(i)}$ vanish in this case.

To eliminate the vector $\mathcal{X}^{(N_\rho+1)}$ from the last ($i = N_\rho$) equation of (A4) we use the representation (44). For angles corresponding to the knots of the arc $\rho = \rho_{N_\rho}$ lying inside the core domain, $\rho_{N_\rho} \cos \theta_j < c$, we write the components $\mathcal{X}_j^{(N_\rho)}$ and $\mathcal{X}_j^{(N_\rho+1)}$ on the two successive arcs $\rho = \rho_{N_\rho}$ and $\rho = \rho_{N_\rho+1}$, taking into account the condition $\psi_d(x) = 0$, $x \leq c$, and neglecting the terms $\exp(i\sqrt{E}\rho)o(\rho^{-1})$. Then we find

$$\mathcal{X}_j^{(N_\rho+1)} = C_{N_\rho}^+ \mathcal{X}_j^{(N_\rho)}. \quad (\text{A15})$$

For angles θ_j corresponding to knots of the arc $\rho = \rho_{N_\rho}$ lying outside the core domain, $\rho_{N_\rho} \cos \theta_j > c$, we write (44) for the components $\mathcal{X}_j^{(i)}$ on three successive arcs $\rho = \rho_i$, $i = N_\rho - 1, N_\rho, N_\rho + 1$, neglecting the terms $\psi_d(x)o(y^{-1})$ and $\exp(i\sqrt{E}\rho)o(\rho^{-1})$:

$$\mathcal{X}_j^{(i)} = a_0 \chi_1(\rho_i, \theta_j) + A(\theta_j) \frac{\exp(i\sqrt{E}\rho_i)}{\sqrt{\rho_i}} \quad (\text{A16})$$

where now $\chi_1(\rho, \theta) = \psi_d(\rho \cos \theta) \exp(i\sqrt{E - \epsilon_d} \rho \sin \theta)$. Using these relations for $i = N_\rho - 1$ and $i = N_\rho$ we can express a_0 and $A(\theta_j)$ in terms of $\mathcal{X}_j^{(N_\rho-1)}$ and $\mathcal{X}_j^{(N_\rho)}$. Then we may express $\mathcal{X}_j^{(N_\rho+1)}$ in terms of $\mathcal{X}_j^{(N_\rho-1)}$ and $\mathcal{X}_j^{(N_\rho)}$ using Eq. (A16) for $i = N_\rho + 1$. Thus, finally, the last equation of (A4) becomes

$$\tilde{L}_{N_\rho} \mathcal{X}^{(N_\rho-1)} + (\tilde{M}_{N_\rho} - E \tilde{I}_{N_\rho}) \mathcal{X}^{(N_\rho)} = 0$$

where the matrices \tilde{L}_{N_ρ} and \tilde{M}_{N_ρ} are given by

$$\tilde{L}_{N_\rho} = L_{N_\rho} + R_{N_\rho} \tilde{I}_{N_\rho} W_{N_\rho}, \quad \tilde{M}_{N_\rho} = M_{N_\rho} + R_{N_\rho} \tilde{I}_{N_\rho} \tilde{W}_{N_\rho}. \quad (\text{A17})$$

The $W = \text{diag}\{w_1^{(N_\rho)}, \dots, w_{N_\rho}^{(N_\rho)}\}$ and $\tilde{W} = \text{diag}\{\tilde{w}_1^{(N_\rho)}, \dots, \tilde{w}_{N_\rho}^{(N_\rho)}\}$ are diagonal matrices with

$$w_j^{(N_\rho)} = \begin{cases} \frac{\chi_1(\rho_{N_\rho+1}, \theta_j) - C_{N_\rho}^+ \chi_1(\rho_{N_\rho}, \theta_j)}{\chi_1(\rho_{N_\rho-1}, \theta_j) - C_{N_\rho}^- \chi_1(\rho_{N_\rho}, \theta_j)}, & \rho_{N_\rho} \cos \theta_j > c, \\ 0, & \rho_{N_\rho} \cos \theta_j \leq c, \end{cases} \quad (\text{A18})$$

and

$$\tilde{w}_j^{(N_\rho)} = \begin{cases} \frac{C_{N_\rho}^+ \chi_1(\rho_{N_\rho-1}, \theta_j) - C_{N_\rho}^- \chi_1(\rho_{N_\rho+1}, \theta_j)}{\chi_1(\rho_{N_\rho-1}, \theta_j) - C_{N_\rho}^- \chi_1(\rho_{N_\rho}, \theta_j)}, & \rho_{N_\rho} \cos \theta_j > c, \\ C_{N_\rho}^+, & \rho_{N_\rho} \cos \theta_j \leq c. \end{cases} \quad (\text{A19})$$

Note that the matrices \tilde{L}_{N_ρ} and \tilde{M}_{N_ρ} depend on the energy E since the function χ_1 and the coefficients $C_{N_\rho}^\pm$ are functions of E . Therefore the total matrix K of the system obtained is also a function of E , $K = K(E)$. In this work we searched for binding energies of the ^4He trimer as roots of the determinant $\det\{K(E) - E\tilde{I}\}$.

The use of the asymptotic boundary conditions (44) in the form of (A17)–(A19) is extremely important when searching for the excited $E_t^{(1)}$ state. It is difficult to locate this state if the term $a_0\psi_d(x)\exp(i\sqrt{E - \epsilon_d}y)$ is omitted. This means that the dimer wave function $\psi_d(x)$ gives a decisive contribution into the excited state. In contrast, omitting this term (and replacing $w_j^{(N_\rho)}$, $\tilde{w}_j^{(N_\rho)}$ given by (A18) and (A19) with $w_j^{(N_\rho)} = 0$, $\tilde{w}_j^{(N_\rho)} = C_{N_\rho}^+$ for all $j = 1, \dots, N_\theta$) in the ground-state calculations simplifies the problem considerably by allowing the decrease of the cut-off radius to 60 Å. Otherwise, to obtain the correct result for $E_t^{(0)}$ we had to increase ρ_{N_ρ} up to 150–200 Å as the dimer wave function falls off very slowly.

REFERENCES

- [1] V. N. Efimov, H. Schulz, *Sov. J. Part. Nucl.* **7**, 349 (1976).
- [2] S. P. Merkuriev, A. K. Motovilov, and S. L. Yakovlev, *Theor. Math. Phys.* **94**, 306 (1993).
- [3] L. D. Faddeev, *Mathematical aspects of the three-body problem in quantum mechanics* (Israel Program for Scientific Translations, Jerusalem, 1965).
- [4] L. D. Faddeev, S. P. Merkuriev, *Quantum scattering theory for several particle systems* (Dordrecht: Kluwer Academic Publishers, (1993)).
- [5] L. D. Faddeev, *The integral equation method in scattering theory for three and more particles.* (Moscow Physics Engineering Institute, Moscow, 1971 (in Russian)).
- [6] Y. E. Kim, A. Tubis, *Phys. Rev. C* **4**, 693 (1971); *Phys. Lett.* **B 38**, 354 (1972).
- [7] V. B. Belyaev, A. L. Zubarev, *Fizika* **3**, 77 (1971).
- [8] D. D. Brayshaw, *Phys. Rev. D* **7**, 1835 (1973).
- [9] V. Efimov, *Yad. Fiz.* **10**, 107 (1969).
- [10] V. E. Kuzmichev, V. F. Kharchenko, *Teor. Mat. Fiz.* **31**, 75 (1977).
- [11] B. Schulze, G. Wildenhain, *Methoden der Potentialtheorie für elliptische differentialgleichungen beliebiger Ordnung* (Academie-Verlag, Berlin, 1977.)
- [12] S. P. Merkuriev, A. K. Motovilov, *Lett. Math. Phys.* **7**, 497 (1983).
- [13] A. K. Motovilov, *Vestnik Leningradskogo Universiteta*, **22**, 76 (1983).
- [14] S. P. Merkuriev, A. K. Motovilov, *Theory of Quantum Systems with Strong Interaction* (Kalinin University Press, Kalinin, 1983. p. 95–116) (Russian).
- [15] A. K. Motovilov, *Three-body quantum problem in the boundary-condition model* (PhD thesis (in Russian), Leningrad State University, Leningrad, 1984).
- [16] A. A. Kvitsinsky, Yu. A. Kuperin, S. P. Merkuriev, A. K. Motovilov, and S. L. Yakovlev, *Sov. J. Part. Nucl.* **17**, 113 (1986).
- [17] W. L. McMillan, *Phys. Rev. A* **138**, 442 (1983).
- [18] E. W. Schmid, J. Schwager, Y. C. Tang, and R. C. Herndon, *Physica* **31**, 1143 (1965).
- [19] R. D. Murphy and R. O. Watts, *J. Low Temp. Phys.* **2**, 507 (1970).
- [20] S. W. Rick, D. L. Lynch, J. D. Doll, *J. Chem. Phys.* **95**, 3506 (1991).
- [21] K. Schmidt, M. H. Kalos, M. A. Lee, and G. V. Chester, *Phys. Rev. Lett.*, **45**, 573 (1980).
- [22] V. R. Pandharipande, J. G. Zabolitzky, S. C. Pieper, R. B. Wiringa, and U. Helmbrecht, *Phys. Rev. Lett.*, **50**, 1676 (1983).
- [23] S. C. Pieper, R. B. Wiringa, and V. R. Pandharipande, *Phys. Rev. B*, **32**, R3341 (1985).
- [24] N. Usmani, S. Fantoni, and V. R. Pandharipande, *Phys. Rev. B*, **26**, 6123 (1983).
- [25] S. C. Pieper, in *Lecture Notes in Physics*, edited by Araki et al., **198**, page 177, Springer-Verlag, Berlin.
- [26] M. H. Kalos, M. A. Lee, P. A. Whitlock, and G. V. Chester, *Phys. Rev. B*, **24**, 115(1981).
- [27] J. G. Zabolitzky and M. H. Kalos, *Nucl. Phys.*, **A 356**, 114 (1981).
- [28] S. Nakaichi-Maeda and T. K. Lim, *Phys. Rev A*, **28**, 692 (1983).
- [29] Th. Cornelius, W. Glöckle, *J. Chem. Phys.*, **85**, 3906 (1986).
- [30] J. Carbonell, C. Gignoux, S. P. Merkuriev, *Few-Body Systems* **15**, 15 (1993).
- [31] J. S. Levinger, *Yad. Fiz.* **56**, 106 (1993).
- [32] M. Braun, S. A. Sofianos, D. G. Papageorgiou, and I. E. Lagaris, Preprint UNISA-NP-96/12 (1996).

- [33] B. D. Esry, C. D. Lin, and H. Greene, *Phys. Rev. A* **54**, 394 (1996).
- [34] U. Buck, H. Meyer, *J. Chem. Phys.* **84**, 4854 (1986).
- [35] O. Echt, K. Sattler, and E. Recknagel, *Phys. Rev. Lett.* **47**, 1121 (1981).
- [36] F. Luo, G. C. McBane, G. Kim, C. F. Giese, and W. R. Gentry, *J. Chem. Phys.* **98**, 3564 (1993).
- [37] W. Schöllkopf and J. P. Toennies, *Science* **266**, 1345 (1994).
- [38] H. S. Huber, T. K. Lim, *J. Chem. Phys.* **78**, 1006 (1978).
- [39] R. A. Aziz, V. P. S. Nain, J. S. Carley, W. L. Taylor, and G. T. McConville, *J. Chem. Phys.* **79**, 4330 (1979).
- [40] R. A. Aziz, F. R. W. McCourt, and C. C. K. Wong, *Mol. Phys.* **61**, 1487 (1987).
- [41] R. A. Aziz and M. J. Slaman, *J. Chem. Phys.* **94**, 8047 (1991).
- [42] K. T. Tang, J. P. Toennies, and C. L. Yiu, *Phys. Rev. Lett.* **74**, 1546 (1995).
- [43] V. Efimov, *Nucl. Phys. A*, **210**, 157 (1973).
- [44] S. P. Merkuriev, C. Gignoux, and A. Laverne, *Ann. Phys. (N.Y.)* **99**, 30 (1976).
- [45] A. Messiah. *Quantum Mechanics, Vol. II* (North-Holland Publishing Company, Amsterdam, 1966).
- [46] Y. H. Uang, W. C. Stwalley *J. Chem. Phys.* **76**, 5069 (1982).
- [47] E. A. Kolganova, A. K. Motovilov, JINR Preprint E4-96-19, Dubna: JINR, 1996 (LANL E-print nucl-th/9602001). Accepted for publication in 1997 February issue of *Phys. Atom. Nucl.*
- [48] P. O. Fedichev, M. W. Reynolds, and G. V. Shlyapnikov, *Phys. Rev. Lett.*, **77**, 2921 (1996).

TABLES

TABLE I. The parameters for the $^4\text{He}-^4\text{He}$ potentials used.

Parameter	HFDHE2 [39]	HFD-B [40]
ε (K)	10.8	10.948
r_m (Å)	2.9673	2.963
A	544850.4	184431.01
α	13.353384	10.43329537
β	0	-2.27965105
C_6	1.3732412	1.36745214
C_8	0.4253785	0.42123807
C_{10}	0.178100	0.17473318
D	1.241314	1.4826

TABLE II. Bound state energy $E_t^{(0)}$ results for the Helium trimer. The (absolute) values of $E_t^{(0)}$ are given in K. The grid parameters used were: $N_\theta = N_\rho = 275$, $\mathbf{a} = 0.4$, and $\rho_{\max} = 60$ Å. Our results in column (a) were obtained with $\hbar^2/m = 12.1$ K Å² as in [30] while those in column (b) with $\hbar^2/m = 12.12$ K Å² as in Refs. [20,22,28,29,33].

Potential	Faddeev equations						Variational methods		Adiabatic approach
	l	This work (a)	This work (b)	[30]	[29]	[28]	[22]	[20]	[33]
HFDHE2	0	0.090	0.084		0.082	0.092	0.1173		0.098
	0,2	0.123	0.114	0.107	0.11				
HFD-B	0	0.097		0.096			0.1193		
	0,2	0.132		0.130					

TABLE III. Excited state energy $E_t^{(1)}$ results for the Helium trimer. The (absolute) values of $E_t^{(1)}$ are given in mK. The grid parameters used were: $N_\theta = N_\rho = 252$, $\tau_0 = 0.2$, $\nu = 3.6$ and $\rho_{\max} = 250$ Å. The notations (a) and (b) are the same as in Table II.

Potential	l	This work (a)	This work (b)	[29]	[33]
HFDHE2	0	1.71	1.54	1.46	1.517
	0,2		1.74	1.6	
HFD-B	0	2.78	2.56		
	0,2		2.83		

TABLE IV. Phase shift results for the $L = 0, l = \lambda = 0$ partial wave obtained with the HFD-B ${}^4\text{He}-{}^4\text{He}$ potential and $\hbar^2/m = 12.12 \text{ K}\text{\AA}^2$. The grid parameters used were: $N_\theta = N_\rho = 320$, $\tau_0 = 0.2$, $\nu = 4.5$, and $\rho_{\text{max}} = 400 \text{\AA}$.

E (mK)	δ_0 (deg)	E (mK)	δ_0 (deg)	E (mK)	δ_0 (deg)
-1.6854	178.7	-1.4	135.8	0.1	96.8
-1.6853	178.3	-1.25	129.0	0.4	92.6
-1.685	177.5	-1.1	123.6	0.7	88.9
-1.68	172.3	-0.95	119.1	1.0	85.7
-1.67	167.2	-0.8	115.0	1.4	81.8
-1.66	164.2	-0.7	112.5	1.6	80.0
-1.65	161.4	-0.5	107.9	1.8	78.4
-1.60	153.4	-0.4	105.7	2.1	76.2
-1.5	142.3	-0.2	101.7	2.4	74.2

TABLE V. As in Table IV but with the inclusion of the $l = \lambda = 2$ partial wave.

E (mK)	δ_0 (deg)	E (mK)	δ_0 (deg)	E (mK)	δ_0 (deg)
-1.68	173.3	-0.8	124.6	0.7	98.7
-1.60	156.4	-0.4	115.5	1.4	91.5
-1.4	143.0	-0.1	109.7	1.8	88.0
-1.1	132.6	+0.3	103.7	2.4	83.5

FIGURES

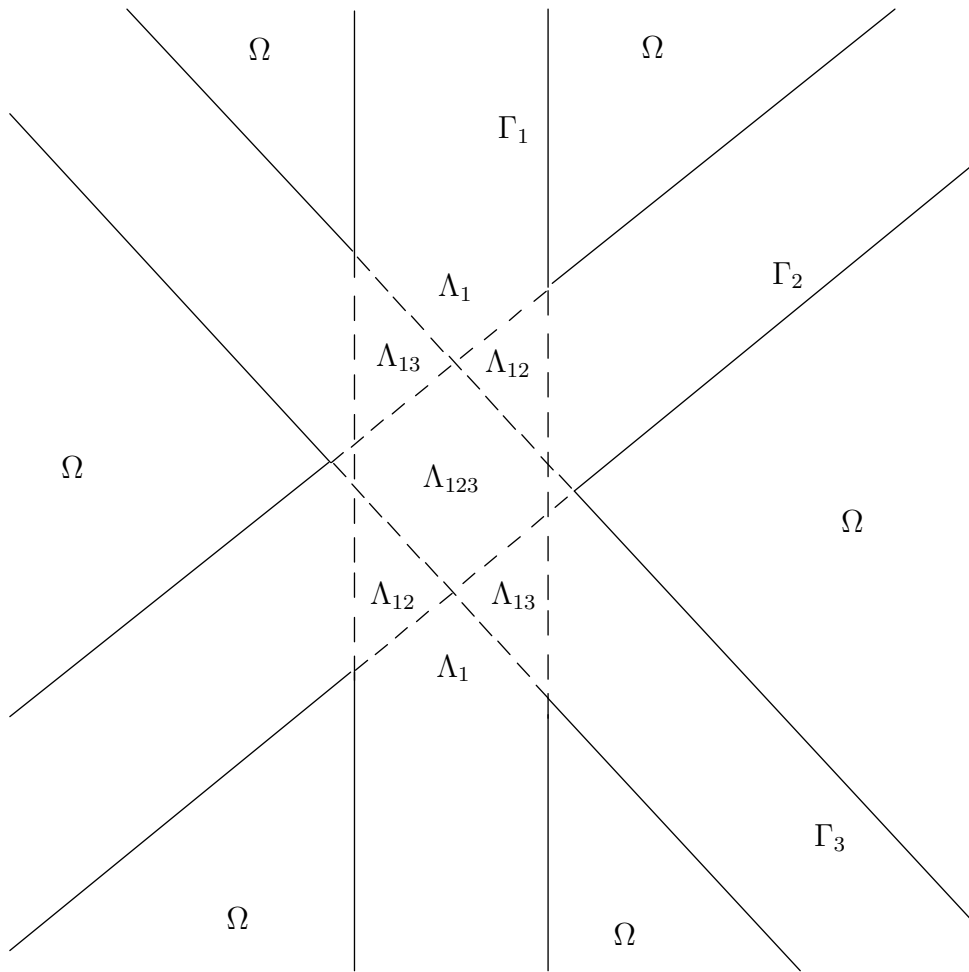


FIG. 1.

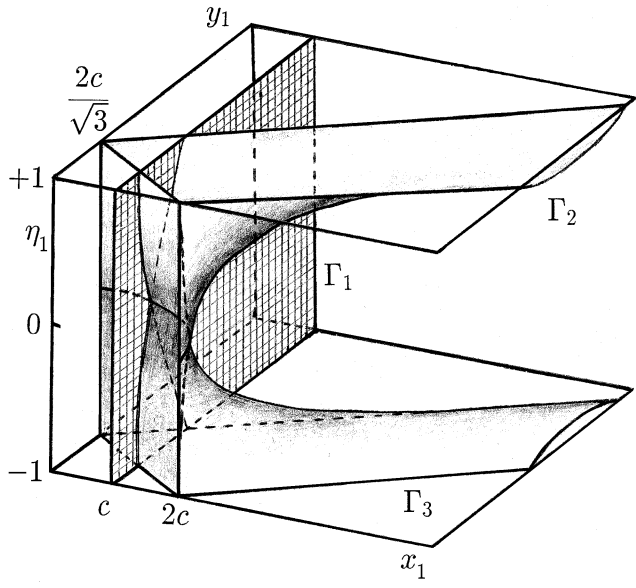


FIG. 2.

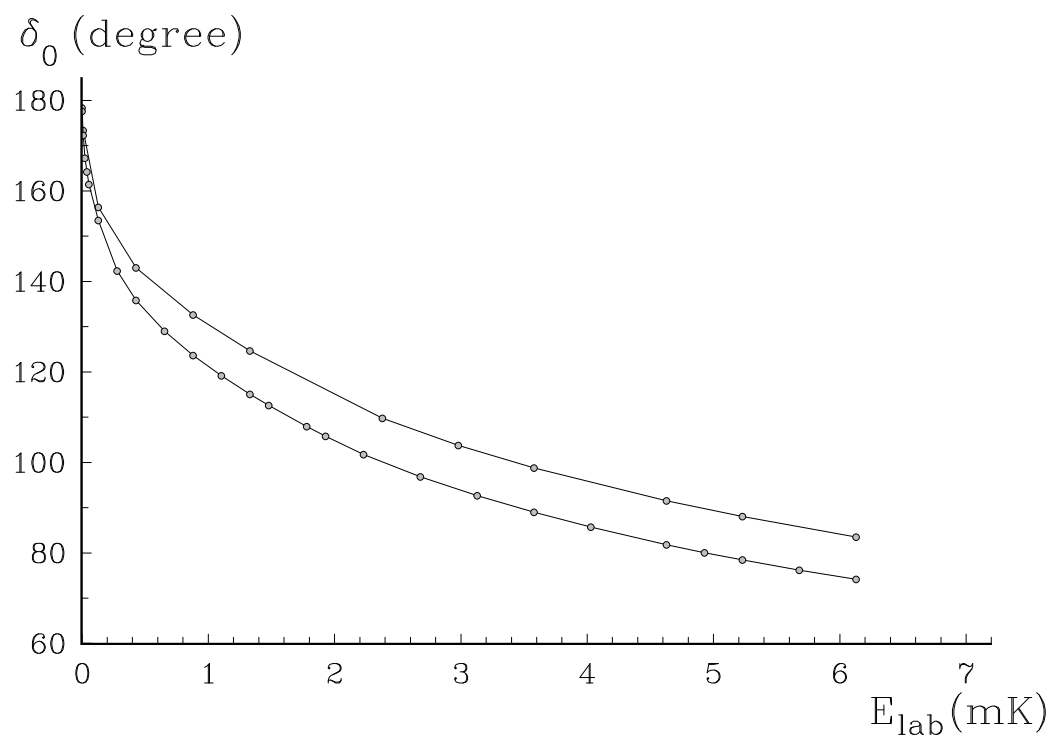


FIG. 3.

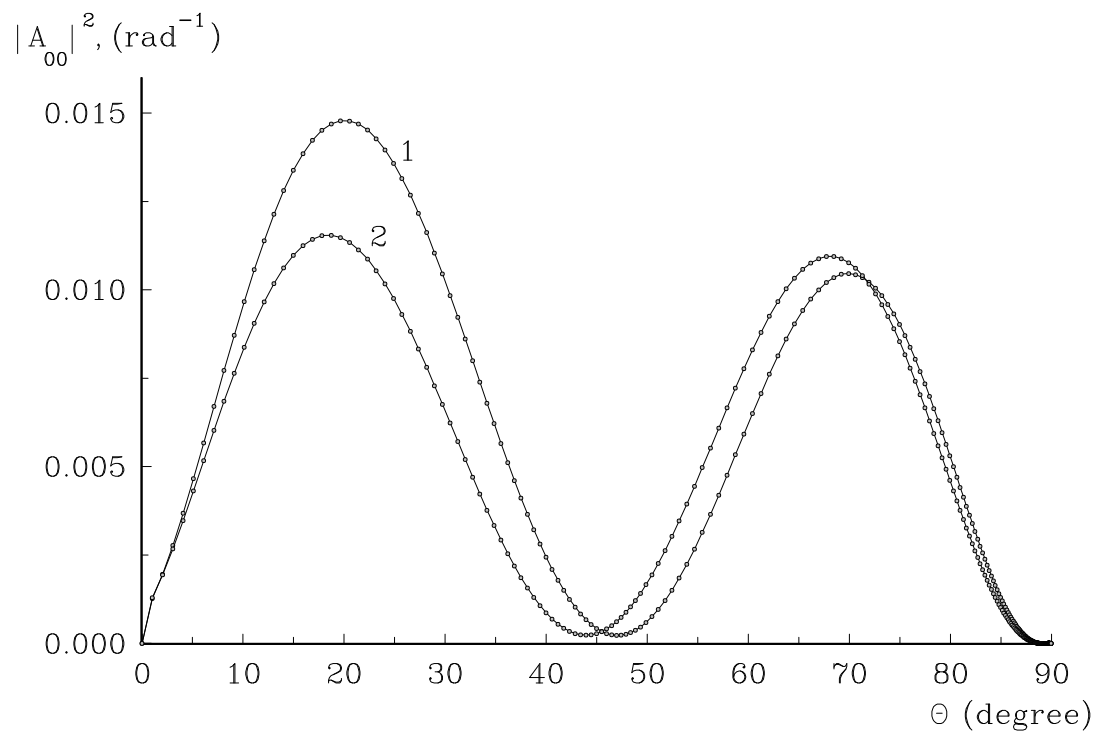


FIG. 4.

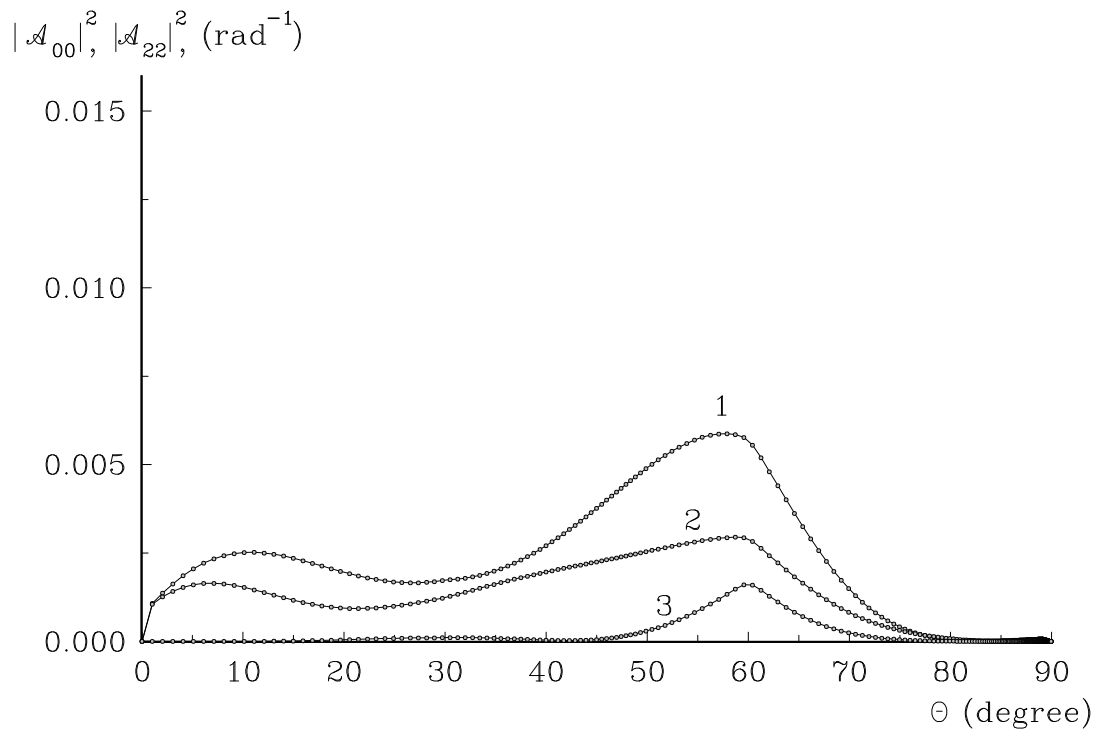


FIG. 5.

FIGURE CAPTURES

Fig. 1: Configuration space (the domain Ω) of a system of three particles in one dimension, with two-body interactions which include hard cores.

Fig. 2: Three-dimensional image of the three-body configuration space for particles with equal masses. The cylinders Γ_1 , Γ_2 and Γ_3 are depicted by the plane $x_1 = c$ and surfaces $\frac{1}{4}x_1^2 + \frac{3}{4}y_1^2 - \frac{\sqrt{3}}{2}x_1y_1\eta_1 = c^2$, $\frac{1}{4}x_1^2 + \frac{3}{4}y_1^2 + \frac{\sqrt{3}}{2}x_1y_1\eta_1 = c^2$, respectively. The domain Ω is a part of the set $x_1 > c$, $y_1 > 0$, $-1 \leq \eta_1 \leq 1$, restricted by Γ_2 and Γ_3 .

Fig. 3: S-wave Helium atom – Helium dimer scattering phase shifts $\delta_0(E_{\text{lab}})$ for the HFD-B ${}^4\text{He}$ – ${}^4\text{He}$ potential. The lower curve corresponds to the case where only $l = \lambda = 0$ are taken into account while for the upper both $l = \lambda = 0$ and $l = \lambda = 2$. The data were taken from the Tables IV and V and recalculated to the Helium atom laboratory energy $E_{\text{lab}} = \frac{3}{2}(E + |\epsilon_d|)$.

Fig. 4: The square of the modulus of the Faddeev breakup amplitude $A_{00}(\theta)$ for HFD-B ${}^4\text{He}$ – ${}^4\text{He}$ potential and $\hbar^2/m = 12.12 \text{ K \AA}^2$, at $E = +1.4 \text{ mK}$. Curve 1 corresponds to the $L = 0$, $l = \lambda = 0$ partial wave while curve 2 was obtained with the inclusion of the $L = 0$, $l = \lambda = 2$ channel. The grid parameters used were the same as in Table IV.

Fig. 5: The squares of the moduli of the physical breakup amplitudes $\mathcal{A}_{00}(\theta)$ (curves 1, 2) and $\mathcal{A}_{22}(\theta)$ (curve 3) for the HFD-B ${}^4\text{He}$ – ${}^4\text{He}$ potential and $\hbar^2/m = 12.12 \text{ K \AA}^2$ at $E = +1.4 \text{ mK}$. Curve 1 corresponds to the inclusion of the $L = 0$, $l = \lambda = 0$ channel only, while curves 2 and 3 were obtained with the inclusion of both $l = \lambda = 0$ and $l = \lambda = 2$ partial waves. The grid parameters used were the same as in Table IV.

Fig. 6: Absolute value of the Faddeev component $\Phi_{000}(x, y, p)$ for the HFD-B ${}^4\text{He}$ – ${}^4\text{He}$ potential and $\hbar^2/m = 12.12 \text{ K \AA}^2$ at $E = +1.4 \text{ mK}$. The grid parameters used were the same as in Table IV. The values of x and y are in \AA .

Fig. 7: Detail of the $|\Phi_{000}(x, y, p)|$ surface shown in Fig. 6.

Fig. 8: Absolute value of the Faddeev component $\Phi_{220}(x, y, p)$ for the HFD-B ${}^4\text{He}$ – ${}^4\text{He}$ potential and $\hbar^2/m = 12.12 \text{ K \AA}^2$ at $E = +1.4 \text{ mK}$. The grid parameters used were the same as in Table IV.

Fig. 9: Detail of the $|\Phi_{220}(x, y, p)|$ surface shown in Fig. 8.

Fig. 10: Absolute value of the wave function component $\Psi_{000}(x, y, p)$ for the HFD-B ${}^4\text{He}$ – ${}^4\text{He}$ potential and $\hbar^2/m = 12.12 \text{ K \AA}^2$ at $E = +1.4 \text{ mK}$. The grid parameters used were the same as in Table IV.

Fig. 11: Detail of the $|\Psi_{000}(x, y, p)|$ surface shown in Fig. 10.

Fig. 12: Absolute value of the wave function component $\Psi_{220}(x, y, p)$ for the HFD-B ${}^4\text{He}$ – ${}^4\text{He}$ potential and $\hbar^2/m = 12.12 \text{ K \AA}^2$ at $E = +1.4 \text{ mK}$. The grid parameters used were the same as in Table IV.

Fig. 13: Detail of the $|\Psi_{220}(x, y, p)|$ surface shown in Fig. 12.