

A Complexity $O(1)$ Priority Queue for Event Driven Molecular Dynamics Simulations

Gerald Paul¹

¹*Center for Polymer Studies and Dept. of Physics, Boston University, Boston, MA 02215, USA**

We propose and implement a priority queue suitable for use in event driven molecular dynamics simulations. All operations on the queue take on average $O(1)$ time per collision. In comparison, previously studied queues for event driven molecular dynamics simulations require $O(\log N)$ time per collision for systems of N particles.

I. INTRODUCTION

Molecular dynamics simulations are a powerful tool for determining the behavior of multiparticle systems and are used in a wide range of applications [2, 5, 10, 16, 31, 32, 38].

There are two basic approaches to these simulations:

(i) Time driven simulations [2] in which equations of motion of all particles are solved for a series of small time slices. The positions and velocities of the particles are determined at the end of each time slice and used as input to the calculation for the next time slice.

(ii) Event driven simulations [1, 3, 12, 13, 25] which are applicable to systems of hard spheres or more generally to systems with interparticle potentials which are piecewise constant. The approach with event driven simulations is to determine when the next collision between two particles occurs, determine the positions and velocities of these particles after the collision and then repeat this process. A collision is defined as the event in which the hard spheres collide or more generally when two particles reach a discontinuity in their interparticle potential.

We focus here on event driven simulations which, where applicable, provide exact results and typically run faster than time driven simulations. Determination of the next event is usually composed of two steps [25]:

(i) determination of the collision event with the shortest time for each particle. By dividing the system into cells and/or maintaining lists of particles within a certain distance of a given particle (neighbor lists), the time taken for calculation of the first collision event for a given particle can be made independent of N , the total number of particles in the system [12, 13].

(ii) determination of the collision event with the shortest time among all the particles, given the events with the shortest time for each particle obtained in (i). Approaches have been proposed and implemented which allow this determination in $O(\log N)$ time.

The subject of this paper is an approach to determining the next collision event among all particles. This has been a heavily researched subject [26, 27, 28, 30, 34]. The requirements for a queue to allow this determination is as follows. The queue must support:

- (i) addition of an event to the queue;

- (ii) identification and deletion from the queue of the event with the shortest collision time;

- (iii) deletion of a given event from the queue (e.g. when a collision (p,q) occurs we may want to remove the event (q,p) from the queue.) These requirements define abstractly the concept of a *priority queue*.

Implementations of priority queues for molecular dynamics simulations have for the most part been based on various types of binary trees. They all share the property that determining the event in the queue with the smallest value requires $O(\log N)$ time [28].

The early work on priority queues is reviewed in Ref. [22]. The earliest implementations of priority queues used linked lists which results in $O(N)$ performance. Implementations with $O(N^{0.5})$ performance were introduced and analyzed in Refs. [7, 18, 19, 23]. The oldest priority queue implementations with $O(\log N)$ performance used *implicit heaps* binary trees in which each item always has a priority higher than its children and the tree is embedded in an array [6, 24, 40]. Other $O(\log N)$ implementations include *leftist trees* [24], *binomial queues* [8, 39], *pagodas* [14, 29], *skew heaps* [35, 37], *splay trees* [35, 36, 37] and *pairing heaps* [15].

Marin et al. [27, 28] introduced a version of the *complete binary tree* which also has $O(\log N)$ performance and compared it to earlier priority queue implementations explicitly in the context of molecular dynamics simulations. They find that over a wide range of densities their complete binary tree variant has the best performance in terms of the coefficient of the $\log N$ term and large N behavior.

In this work, we propose a priority queue for use in event driven molecular dynamics simulations for which all operations require $O(1)$ time. The approach is inspired by the concept of a *bounded priority queue* which is typically implemented as an array of linear lists and which is applicable to problems in which the values associated with queue items are integers and are bounded (i.e. the values t associated with events obey $a < t < b$ where a and b are constants). Bounded priority queues are not directly applicable to the molecular dynamics queueing problem because neither of these requirements are met.

We show, however, that with a hybrid approach that employs both a normal priority queue and a bounded priority queue we can ensure all operations on the queue take $O(1)$ time. We make use of the facts that for molecular dynamics simulations:

- (i) The time associated with an event to be added to

*Electronic address: gerrypp@bu.edu

the queue is always later than the time associated with the last event removed from the top of the queue. That is,

$$t - t_{\text{last}} \geq 0, \quad (1)$$

where t is the time associated with the event to be added to the queue and t_{last} is the last event removed from the top of the queue.

(ii) There exists a constant, Δt_{max} such that

$$t - t_{\text{last}} < \Delta t_{\text{max}}. \quad (2)$$

We call a priority queue which supports such events a BIPQ (Bounded Increasing Priority Queue).

II. APPROACH

The basic idea is to:

(i) perform a gross sort of the events using an array of linear lists and

(ii) to use a binary tree to perform a fine sort of only those events which are currently candidates for the event with the shortest time.

More specifically, our priority queue is composed of the following components:

1. An array, A , of n linear lists l_i , $0 \leq i < n$. (Section IV below discusses how to determine the size n of the array.) The array is treated in a circular manner. That is, the last linear list in the array is followed logically by the first linear list. We implement each linear list as a doubly linked list.

2. A binary tree which is used to implement a conventional priority queue.

We also maintain two additional quantities: the *current index*, i^* , and i_0 a *base index* associated with the queue. Initially, all linear lists and the binary tree are empty and i^* and i_0 are 0.

III. QUEUE OPERATION

Here we describe how operations on the queue are implemented using the data structures described above.

(i) Addition. Events are added to either one of the linear lists or to the binary tree as follows: An index i for the event to be added is determined by

$$i = \lfloor s * t - i_0 \rfloor, \quad (3)$$

where: t is the time associated with the event; i_0 is the base index; and s is a *scale factor* the value of which is such the binary tree never contains more than a relatively small number of events ($\approx 10 - 20$). If i is equal to the *current index*, i^* , the event is added to the binary tree, otherwise it is added to linear list l_i .

(ii) Identification of the event with shortest time. The event with the shortest time is simply the root of the

binary tree, as is the case with a normal priority queue implemented using a binary tree. If a request is made for the event with the smallest time and the binary tree is empty, the current index is incremented by one (wrapping around to $i^* = 0$ if we reach the end of the array) and all events in the linear list l_{i^*} are inserted in the binary tree. If there are none, we continue to increment i^* until a non-empty linear list is found. If we wrap around to the beginning of the list, i_0 is incremented by n . We find that in practice, when the binary tree becomes empty the next linear list is always non-empty (see Section IV in which we show the distribution of event times).

(iii) Deletion of an event. We simply delete the event from the array of linear lists or from the binary tree depending on the structure in which it is located.

The fact that the time associated with an event to be added to the queue is always greater than or equal to the time associated with the last event removed allows us to use the array of linear lists in a circular fashion.

The requirement that there exists a constant, Δt_{max} such that

$$t - t_{\text{last}} > \Delta t_{\text{max}} \quad (4)$$

allows us to use a finite number of linear lists. The number of linear lists required is proportional to Δt_{max} . In practice we find that we can always find a reasonable value of Δt_{max} such that Eq. (2) holds. If a rare event occurs which violates this constraint or we want to use less memory for linear lists causing the constraint to be violated, the event is handled on an exception basis as implemented in the *processOverflowList* function in code contained in the Appendix. Alternatively, the application which calls the priority queue code can guarantee that such an event never occurs by creating an earlier fictitious collision with a time which does not violate the constraint.

Thus all of the events, except for those deleted before they are placed in the binary tree, will eventually be added to the binary tree, but at any given time the tree, instead of containing $O(N)$ entries, will contain only a relatively small number of entries. The number of events maintained in the binary tree is only a fraction of the total number of particles N in the system and can be made independent of N .

Our priority queue is similar to a *calendar queue* [9]; however, the calendar queue does not employ a binary tree – events are sorted in each of the linear lists.

IV. HOW TO CHOOSE PARAMETERS

Two parameters, n the number of linear lists and s the scale factor, must be chosen to specify the implementation of the queue. Operationally, they can be chosen as follows:

(i) First, by instrumenting the queue to count the number of events in the binary tree, determine a value of s

such that the number of events in the binary tree is relatively small ($\approx 10 - 20$). Table I. and Fig. 3(a) summarize the values of s we have used for our simulations. The figure is consistent with a scale factor linear in N with a different coefficient of linearity dependent on density. Because we use a binary tree to store events with the soonest times, the performance of the algorithm is somewhat insensitive to the choice of s . For example, a choice of s which results in a doubling of the number of events in the binary tree results in only one additional level in the tree.

(ii) Instrument the queue to find Δt_{\max} , the maximum difference between the time associated with an event to be added and the time associated with the last event removed and set

$$n = s * \Delta t_{\max} \quad (5)$$

to ensure that (Eq. 2) is met. Table I. and Fig. 3(b) summarize the number of linear lists n we have used for our simulations. As with s , n is linear in N with a different coefficient of linearity dependent on density. We note that while memory requirements are $O(N)$ as in the conventional implementation of priority queues, the hybrid implementation does require significantly more memory than the conventional implementation due to the memory required for the linear lists. Tradeoffs can be made of cpu time for memory by increasing the scale factor and/or reducing the number of linear lists (resulting in more exception conditions).

Figure 1(a) plots $\langle m_{\hat{i}} \rangle$ the average number of events with index \hat{i} versus \hat{i} for various N . Here

$$\hat{i} \equiv (i - i^* + n) \pmod{n}. \quad (6)$$

That is, \hat{i} is the distance of i from the current index taking into account the circular nature of the array of linear lists. The data was obtained by sampling the queue many times at regular intervals. With the choice of scale factors shown in Table I we achieve our goal of having $\approx 10 - 20$ events with index $i = i^*$ and thus in the binary tree. Note that to achieve this, the scale factor increases with increasing N resulting in the cutoff of the distributions also increasing with increasing N . (In fact, if the x -axis is transformed by $x = x/N$, the plots collapse as shown in Fig. 1(b) reflecting the fact that the probability distribution of collision times is independent of N .) Thus, the number of linear lists required to ensure that Eq. (2) holds also increases with N . In Fig. 2, we plot the distribution $P(m^*)$ the probability that the number of events with the current index, i^* is m^* versus m^* . The distributions are strongly peaked indicating that the number of events in the binary tree do not vary much from the average.

V. COMPLEXITY ANALYSIS

The basic operations involved in the queue are:

(i) insertion into and deletion from the linear lists. Use of doubly linked lists allows these operations to be implemented to take $O(1)$ time.

(ii) binary tree operations. We use the code of Ref. [28] to implement the binary tree operations. When a leaf representing an item in the priority queue is added to or deleted from the tree, the tree must be traversed from the affected leaf possibly all the way to the root node and adjustments made to reflect the presence or absence of the affected leaf. Thus a bound on the number of levels which must be traversed is $\log_2 m$ where m is the number of items in the priority queue. In Sec. IV we show that by choosing the scale factor s appropriately, m can be made to be independent of N (and have a relatively small value, $\approx 10 - 20$). Thus binary tree operations will be $O(1)$.

(iii) identification of the next non-empty linear list, after the current linear list is exhausted. As explained in item (ii) of Sec. III, when the binary tree is empty, we search forward through the array of linear lists until a non-empty list is found. If the number of lists we must search through increases with N , this process will not be $O(1)$. We show below that with the proper choice of s , the number of lists we must search does not grow with N and in fact show that the next linear list after the current one almost always is non-empty. Thus the complexity of identification of the next non-empty list will be $O(1)$.

Thus the overall time taken by queue operations per collision is $O(1)$.

VI. EXPERIMENTS /SIMULATIONS

We run simulations using both a conventional priority queue and our new hybrid approach. For simplicity the simulation was of identical size hard spheres of radius one and unit mass. The sizes L of the cubic systems are set to maintain equal densities. The parameters of the simulation are as shown in Table I.

To demonstrate the performance of our approach, we run simulations for cubic systems at four volume densities $\rho = 0.01, 0.12, 0.40$ and 0.70 . The first density represents a rarefied gas and the last density represents a jammed system. The jamming density for hard sphere systems is ≈ 0.64 [11]. For both the conventional priority queue and the hybrid queue we used the binary tree code from Ref. [28].

Figure 4 shows the time taken for 10^7 collisions for queue operations with both a conventional priority queue and the hybrid queue. As expected, the time for the conventional priority queue increases as $\log N$ while the time for the hybrid queue is essentially constant.

There is, however, a slight upward trend in the hybrid queue results. To determine if this trend is a feature of

the algorithm or of the the benchmark environment, we proceed as follows.

We first study the only two places in the hybrid code where looping is involved:

(i) in the *updateCBT* function of Ref. [28] we loop as we traverse the binary tree. If we traverse more levels as the N grows, the algorithm will not be $O(1)$. To explore this possibility, we instrument the function to count the number of number of levels we traverse in the tree. The results are shown in Fig. 4. The number of loop iterations is essentially constant, independent of N .

(ii) in the *deleteFirstFromEventQ* function, after the priority queue for the current linear list is exhausted, we loop until we find a non-empty list. If the number of lists we must examine before we find the first non-empty list grows with the system size, the algorithm will not be $O(1)$. We examine this possibility by counting the number of times we encounter an empty list and find that on average the probability of encountering an empty list does not grow with N and that the probability of encountering an empty list is very small: we encounter an empty list only 10^{-4} of the times after exhausting the priority queue.

Having ruled out dependence of the number of loop iterations on N as the source of the upward trend in the execution times, we now consider whether the larger memory needed as N increases is the cause of the trend. All modern computer processors employ high speed cpu cache memory to reduce the average time to access memory [17, 20]. In fact, the processor we use in our simulations, the AMD Opteron, employs a two-level memory cache (64 KB level 1 cache, 1 MB level 2 cache) [4]. A similar cache structure is used in the Intel Xeon processor [21]. Because memory caches are finite size, if the memory access is random the larger the memory used by a program, the lower the probability that data will be found in the cache resulting in slower instruction execution. The effect of cache in benchmark runtimes has been studied in Ref. [33]. We study the effect of the finite size of the cache in our system as follows: Instead of running the molecular dynamics simulations, we run a small test program which randomly accesses the data structures used by the molecular dynamics simulations. For each value of N , the test program executes exactly the same number of instructions but uses data structures of the size used by the molecular dynamics simulations for that value of N . The results are shown in Fig. 4 and show an upward trend similar to that of the simulation results for all of the densities studied.

The above results thus suggest that the complexity of the hybrid algorithm is, in fact, $O(1)$ and that the upward trend in the results is due to the finite size of the high speed memory cache.

VII. DISCUSSION AND SUMMARY

We have defined a new abstract data type, the Bounded Increasing Priority Queue (BIPQ) having the same operations as a conventional priority queue but which takes advantage of the fact that the value associated with an item to be added to the queue has the properties that: (i) the value is greater than or equal to the value associated with the last item removed from the top of the queue and (ii) the value minus the value of the last item removed from the top of the queue is bounded. These properties are obeyed for events in event driven molecular dynamic simulations. We implement a BIPQ using a hybrid approach incorporating a conventional priority queue (implemented with a binary tree) and a bounded priority queue. All operations on the BIPQ take an average $O(1)$ time per collision. This type of queue should provide performance speedups for molecular dynamics simulations in which the event queue is the bottleneck.

VIII. ACKNOWLEDGMENTS

We thank Sergey Buldyrev, Pradeep Kumar, Sameet Sreenivasan, and Brigita Urbanc for helpful discussions. We ONR, NSF and NIH for support.

APPENDIX

The following code implements the hybrid queue proposed here. The calls to Insert and Delete are to the functions contained in Ref. [28], which update NP and the complete binary tree, CBT. Any code providing the same functions could be substituted for Insert and Delete.

```

#define nlists 50000
#define scale 50

typedef struct
{
    int next;
    int previous;
    int p;
    int q;
    int c;
    double t;
    unsigned int qMarker;
    int qIndex;
    statusType status;
}eventQEntry;

eventQEntry * eventQEntries;
double baseIndex;

int * CBT; /* complete binary tree
            implemented in an array of
            2*N integers */
int NP; /*current number of particles*/

int linearLists[nlists+1];/*+1 for overflow*/
int currentIndex;

//-----
int insertInEventQ(int p)
{
    int i,oldFirst;
    eventQEntry * pt;
    pt=eventQEntries+p; /* use pth entry */

    i=(int)(scale*pt->t-baseIndex);
    if(i>(nlists-1)) /* account for wrap */
    {
        i-=nlists;
        if(i>=currentIndex-1)
        {
            i=nlists; /* store in overflow list */
        }
    }
    pt->qIndex=i;

    if(i==currentIndex)
    {
        Insert(p); /* insert in PQ */
    }
}

}
else
{
    /* insert in linked list */

    oldFirst=linearLists[i];
    pt->previous=-1;
    pt->next=oldFirst;
    linearLists[i]=p;

    if(oldFirst!=-1)
        eventQEntries[oldFirst].previous=p;
}
return p;
}

//-----
processOverflowList()
{
    int i,e,eNext;
    i=nlists; /* overflow list */
    e=linearLists[i];
    linearLists[i]=-1; /* mark empty; we will
                       treat all entries and may re-add some */
    while(e!=-1)
    {
        eNext=eventQEntries[e].next; /* save next */
        insertInEventQ(e); /* try add to regular list now */
        e=eNext;
    }
}

//-----
void deleteFromEventQ(int e)
{
    int prev,next,i;
    eventQEntry * pt=eventQEntries+e;

    i=pt->qIndex;
    if(i==currentIndex)
        Delete(e); /* delete from pq */
    else
    {
        /* remove from linked list */

        prev=pt->previous;
        next=pt->next;
        if(prev==-1)
            linearLists[i]=pt->next;
        else
            eventQEntries[prev].next=next;

        if(next!=-1)
            eventQEntries[next].previous=prev;
    }
}
}

```

```

//-----
int deleteFirstFromEventQ()
{
    int e;

    while(NP==0)/*if priority queue exhausted*/
    {
        /* change current index */

        currentIndex++;
        if(currentIndex==nlists)
        {
            currentIndex=0;
            baseIndex+=nlists;
            processOverflowList();
        }

        /* populate pq */

        e=linearLists[currentIndex];
        while(e!=-1)
        {
            Insert(e);
            e=eventQEntries[e].next;
        }
        linearLists[currentIndex]=-1;
    }

    e=CBT[1]; /* root contains shortest
               time entry */

    Delete(CBT[1]);
    return e;
}
//-----

```

-
- [1] B. J. Alder and T. E. Wainwright, Studies in molecular dynamics. I. General method, *J. Chem. Phys.* 31 (1959) 459.
- [2] M. P. Allen and D. J. Tildesley, *Computer Simulations of Liquids*, Oxford Science Publications, (1987).
- [3] M. P. Allen, D. Frenkel, J. Talbot, Molecular dynamics simulation using hard particles, *Comput. Phys. Rep.* 9 (1989) 301.
- [4] AMD Opteron Product Data Sheet. Publication 23932. (2004)
- [5] O. M. Becker, A. D. Mackerell, B. Roux, B. M. Becker (Eds.), *Computational Biochemistry and Biophysics*, Marcel Dekker (2001).
- [6] J. Bentley, Programming pearls: Thanks, heaps. *Commun. ACM* (1985) 245-250.
- [7] J. H. Blackstone, G. L. Hogg and D. T. Phillips, A two-list synchronization procedure for discrete event simulation, *Comm. ACM* 24, (1981) 825-829.
- [8] M. R. Brown, The analysis of a practical and nearly optimal priority queue algorithms, *SIAM J. Comput.* 7 (1978) 298-319.
- [9] R. Brown, Calendar queues. *Commun. ACM* 31, 10 (1988), 1220-1227.
- [10] V. Daggett and A. R. Fersht, Transition states in protein folding, in *Mechanisms of Protein Folding*, R. H. Pain (Ed.), Oxford University Press, (2000).
- [11] A. Donev, S. Torquato, F. H. Stillinger, and R. Connelly, Jamming in hard sphere and disk packings, *J. Appl. Phys.* 95 (2004) 989-999.
- [12] A. Donev, S. Torquato, and F. H. Stillinger. Neighbor list collision-driven molecular dynamics simulation for non-spherical hard particles. I. Algorithmic details, *J. Comput. Phys.* 202(2005) 737-764.
- [13] J. J. Erpenbeck and W. W. Wood, in *Statistical mechanics B: Modern theoretical chemistry*, B. J. Berne (Ed.), *Molecular Dynamics Techniques for Hard Core Systems*, vol. 6, Institute of Physics Publishing, London, (1977) 1-40.
- [14] J. Francon, G. Viennot, and J. Vuillemin, Description and analysis of an efficient priority queue representation. In *Proceeding of the 19th Annual Symposium on Foundations of Computer Science*. IEEE (1978) 1-7.
- [15] M. L. Fredman, R. Sedgwick, D. Sleator and R. Tarjan, The pairing heap: A new form of self-adjusting heap. *Algorithmica* 1 (1986) 111-129.
- [16] D. Frenkel and B. Smit, *Understanding Molecular Simulation*, Academic Press, New York, (2002).
- [17] H. Handy, *Cache Memory Book*, Academic Press (1998).
- [18] J. O. Henriksen, An improved events list algorithm. In *Proceedings of the 1977 Winter Simulation Conference*, IEEE (1977) 547-557.
- [19] J. O. Henriksen, Event list management - A tutorial. In *Proceeding of the 1983 Winter Simulation Conference*, IEEE, (1983) 543-551.
- [20] J. L. Hennessy and D. A. Patterson, *Computer Architecture: A Quantitative Approach*, Elsevier (2002).
- [21] Intel Xeon Processor with 800 MHz System Bus Datasheet. Document Number 302355-001 (2004).
- [22] D. W. Jones, An empirical comparison of priority-queue and event-set implementations. *Comm. ACM* 29 (1986) 300-311.
- [23] J. H. Kingston, The amortized complexity of Henriksens algorithm. *Comput. Sci. Tech. Rep.* 85-06, Dept. of Computer Science, University of Iowa (1985).
- [24] D. E. Knuth, *The Art of Computer Programming Vol. 3, Sorting and Searching*, Addison-Wesley (1973).
- [25] A. T. Krantz, Analysis of an efficient algorithm for the hard-sphere problem, *TOMACS* 6 (1996) 185-229.
- [26] B. D. Lubachevsky, How to simulate billiards and similar systems, *J. Comput. Phys.* 94 (1991) 255.
- [27] M. Marín, D. Risso, and P. Cordero, Efficient algorithms for many-body hard particle molecular dynamics, *J. Comput. Phys.* 109 (1993) 306-317.
- [28] M. Marín and P. Cordero, An empirical assessment of

- priority queues in event-driven molecular dynamics simulation. *Comput. Phys. Comm.* 92 (1995) 214-224.
- [29] R. Nix An evaluation of pagodas. Res. Rep. 164, Dept. of Computer Science, Yale Univ.
- [30] D. C. Rapaport, The event scheduling problem in molecular dynamics simulation, *J. Comput. Phys.* 34 (1980)184-201.
- [31] D. C. Rapaport, *Art of Molecular Dynamics Simulation*, Cambridge University Press, (2004).
- [32] R. J. Sudus, *Molecular Simulation of Fluids*, Elsevier (1999).
- [33] R. H. Saavedra and A. J. Smith, Measuring cache and TLB performance and their effects on benchmark runtimes, *IEEE Trans. Comp.* 44 (1995)1223-1235.
- [34] K. Shida, Y. Anzai, Reduction of the event-list for molecular dynamic simulation, *Comput. Phys. Commun.* 69 (1992) 317-329.
- [35] D. D. Sleator and R. E. Tarjan, Self-adjusting binary trees. In *Proceedings of the ACM SIGACT Symposium on theory of Computing* (1983) 235-245.
- [36] D. D. Sleator and R. E. Tarjan, Self-adjusting heaps, *SIAM J. Comput.* 15 (1986) 52-69.
- [37] R. E. Tarjan and D. D. Sleator, Self-adjusting binary search trees, *JACM* 32, (1985) 652-686.
- [38] B. Urbanc, J. M. Borreguero, L. Cruz, and H. E. Stanley, Ab initio discrete molecular dynamics approach to protein folding and aggregation, *Methods in Enzymology* (2006) (in press).
- [39] J. A. Vuillemin A data structure for manipulating priority queues. *Commun. ACM* 21 (1978) 309-315.
- [40] J. W. J. Williams Algorithm 232: Heapsort. *Commun. ACM* 7 (1964) 347-348.

TABLE I: Parameters of molecular dynamics simulations.

| Number of Particles N | Scale Factor s | Number of lists n |
|----------------------------|---------------------|------------------------|
| $\rho = 0.01$ | | |
| 1000 | 100 | 25000 |
| 8000 | 700 | 200000 |
| 64000 | 5000 | 2.5×10^6 |
| 512000 | 45000 | 25×10^6 |
| $\rho = 0.12$ | | |
| 1000 | 50 | 50000 |
| 8000 | 500 | 400000 |
| 64000 | 3400 | 5×10^6 |
| 512000 | 25000 | 50×10^6 |
| $\rho = 0.4$ | | |
| 1372 | 1000 | 250000 |
| 8788 | 7500 | 2^6 |
| 70304 | 60000 | 16×10^6 |
| 530604 | 500000 | 130×10^6 |
| $\rho = 0.7$ | | |
| 1372 | 15000 | 500000 |
| 8788 | 75000 | 200000 |
| 70304 | 500000 | 35×10^6 |
| 530604 | 4×10^6 | 300×10^6 |

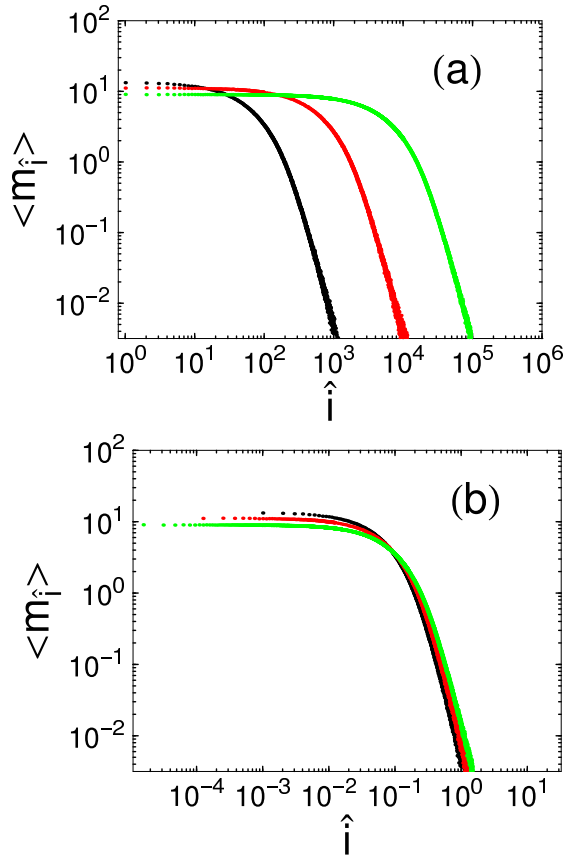


FIG. 1: (a) For $\rho = 0.12$, the average number of events $\langle m_i \rangle$ with index \hat{i} versus \hat{i} (the distance of i from the current index i^*) for (from left to right $N=1000$, 8000 , and 64000). (b) Same as (a) with the x-axis scaled by $1/N$ which results in a collapse of the plots.

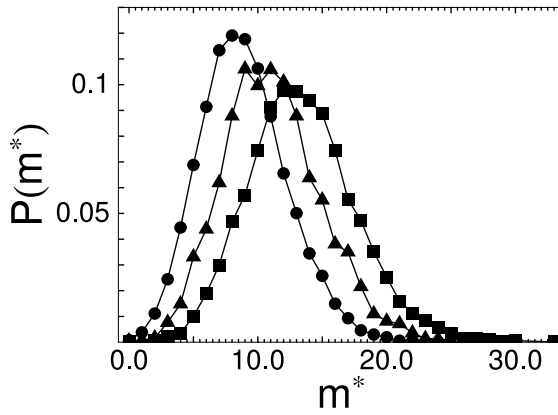


FIG. 2: For $\rho = 0.12$, $P(m^*)$, the probability that the number of events in linear list $i = 0$ is m^* , vs. m^* for $N = 1000$ (squares), 8000 (triangles), and 64000 (disks).

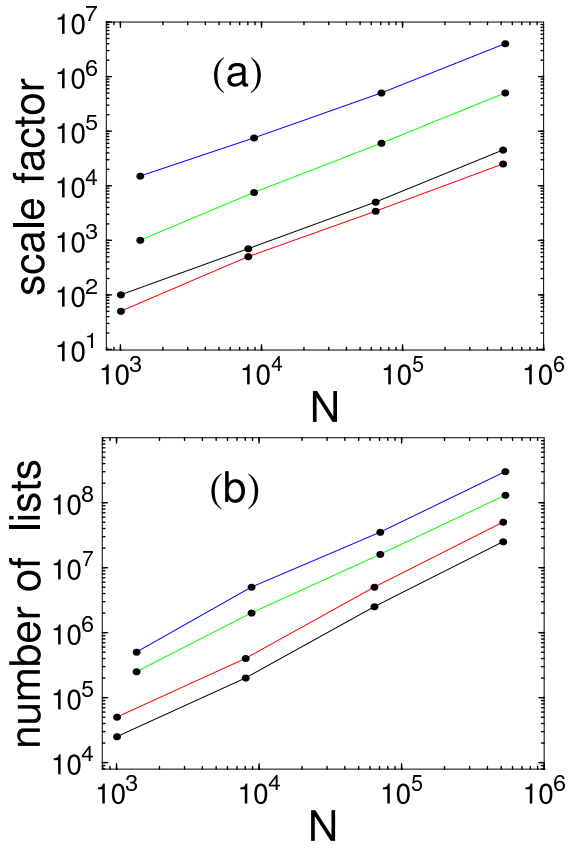


FIG. 3: (a) Scale factor, s , vs N for (from bottom to top) $\rho = 0.12, 0.01, 0.4$ and 0.7 . (b) Number of linear lists, n , vs N for (from bottom to top) $\rho = 0.01, 0.12, 0.4$ and 0.7 .

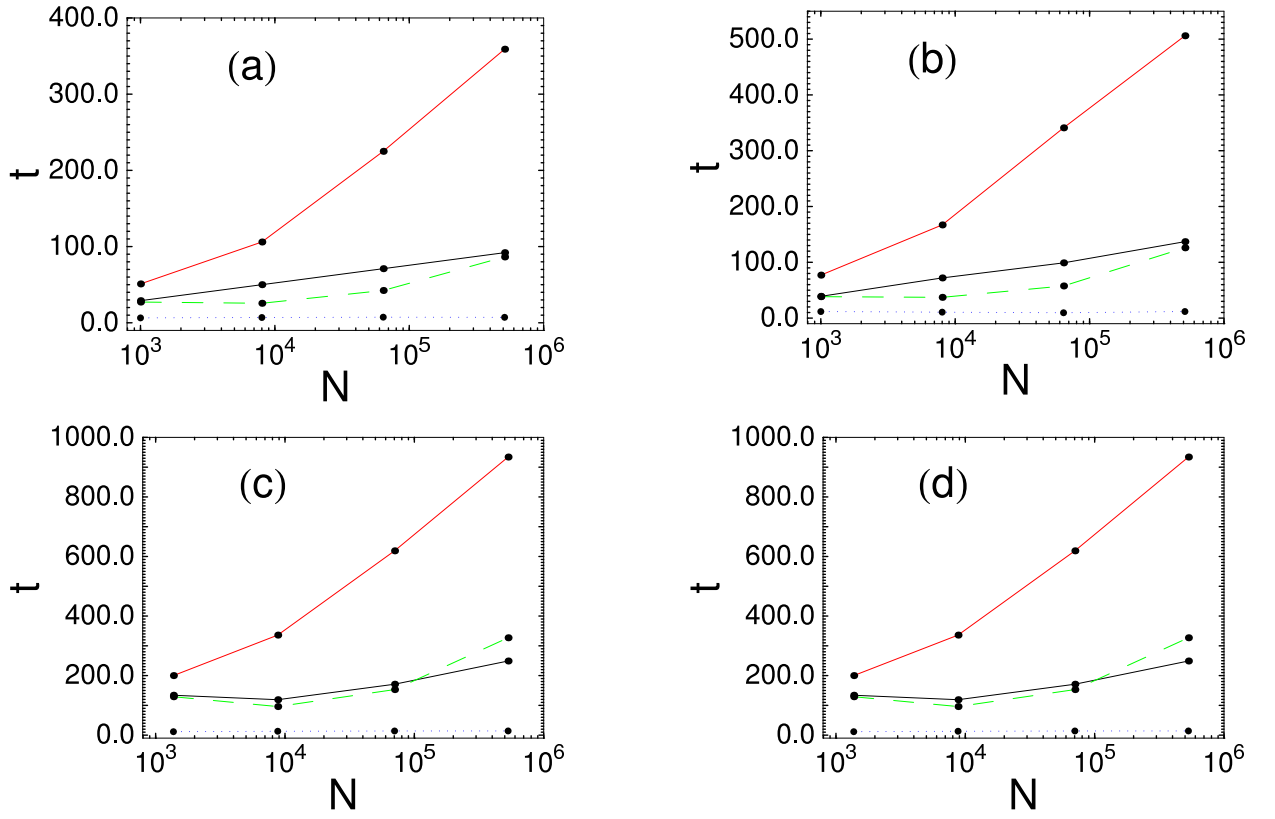


FIG. 4: Processing time for queue operations vs. N , the number of particles in the system. (a) Volume density $\rho = 0.01$. The higher solid line is the processing time for queue operation for a normal priority queue; the lower solid line is for the hybrid queuing system introduced here. The dashed line represents the benchmark test timing to execute a fixed number of instructions independent of N but with memory sizes corresponding to the memory used for the hybrid system. The dotted line represents the number of tree levels traversed ($\times 10^{-7}$) in the binary tree for the hybrid system. (b),(c) and (d) Same as (a) for $\rho = 0.12, 0.4$, and 0.7 , respectively.