

QPROP: A Schrödinger-solver for intense laser-atom interaction

Dieter Bauer*, Peter Koval

Max-Planck-Institut für Kernphysik, Postfach 103980, 69029 Heidelberg, Germany

October 29, 2018

Abstract

The QPROP package is presented. QPROP has been developed to study laser-atom interaction in the nonperturbative regime where nonlinear phenomena such as above-threshold ionization, high order harmonic generation, and dynamic stabilization are known to occur. In the nonrelativistic regime and within the single active electron approximation, these phenomena can be studied with QPROP in the most rigorous way by solving the time-dependent Schrödinger equation in three spatial dimensions. Because QPROP is optimized for the study of quantum systems that are spherically symmetric in their initial, unperturbed configuration, all wavefunctions are expanded in spherical harmonics. Time-propagation of the wavefunctions is performed using a split-operator approach. Photoelectron spectra are calculated employing a window-operator technique. Besides the solution of the time-dependent Schrödinger equation in single active electron approximation, QPROP allows to study many-electron systems via the solution of the time-dependent Kohn-Sham equations.

*Email: dbauer@mpi-hd.mpg.de

PROGRAM SUMMARY

Title of program: QPROP.

Catalogue number: To be assigned.

Program obtainable from: CPC Program Library, Queen's University of Belfast, N. Ireland.

Computer on which program has been tested: PC Pentium IV, Athlon.

Operating system: Linux.

Program language used: C++.

Memory required to execute with typical data: Memory requirements depend on the number of propagated orbitals and on the size of the orbitals. For instance, time-propagation of a hydrogenic wavefunction in the perturbative regime requires about 64 KByte RAM (4 radial orbitals with 1000 grid points). Propagation in the strongly nonperturbative regime providing energy spectra up to high energies may need 60 radial orbitals, each with 30000 grid points, i.e., about 30 MByte. Examples are given in the article.

No. of bits in a word: Real and complex valued numbers of double precision are used.

Peripheral used: Disk for input-output, terminal for interaction with the user.

CPU time required to execute test data: Execution time depends on the size of the propagated orbitals and the number of time-steps.

Distribution format: Compressed tar archive.

Keywords: Time-dependent Schrödinger equation, split operator, Crank-Nicolson approximant, window-operator

Nature of the physical problem: Atoms put into the strong field of modern lasers display a wealth of novel phenomena that are not accessible to conventional perturbation theory where the external field is considered small as compared to inneratomic forces. Hence, the full *ab initio* solution of the time-dependent Schrödinger equation is desirable but in full dimensionality only feasible for no more than two (active) electrons. If many-electron effects come into play or effective ground state potentials are needed, (time-dependent) density functional theory may be employed. QPROP aims at providing tools for (i) the time-propagation of the wavefunction according to the time-dependent Schrödinger equation, (ii) the time-propagation of Kohn-Sham orbitals according to the time-dependent Kohn-Sham equations, and (iii) the energy-analysis of the final one-electron wavefunction (or the Kohn-Sham orbitals).

Method of solution: An expansion of the wavefunction in spherical harmonics leads to a coupled set of equations for the radial wavefunctions. These radial wavefunctions are propagated using a split-operator technique and the Crank-Nicolson approximation for the short-time

propagator. The initial ground state is obtained via imaginary time-propagation for spherically symmetric (but otherwise arbitrary) effective potentials. Excited states can be obtained through the combination of imaginary time-propagation and orthogonalization. For the Kohn-Sham scheme a multipole expansion of the effective potential is employed. Wavefunctions can be analyzed using the window-operator technique, facilitating the calculation of electron spectra, either angular-resolved or integrated.

Restrictions onto the complexity of the problem: The coupling of the atom to the external field is treated in dipole approximation. The time-dependent Schrödinger solver is restricted to the treatment of a single active electron. As concerns the time-dependent density functional mode of QPROP, the Hartree-potential (accounting for the classical electron-electron repulsion) is expanded up to the quadrupole. Only the monopole term of the Krieger-Li-Iafrate exchange potential is currently implemented. As in any nontrivial optimization problem, convergence to the optimal many-electron state (i.e., the ground state) is not automatically guaranteed.

External routines/libraries used: The program uses the well established libraries BLAS, LAPACK, and F2C.

1 Introduction

Progress in the construction of lasers brings powerful sources of electromagnetic radiation into the laboratory. The frequency domain of modern lasers covers a wide range from the infrared to the ultraviolet. Laser intensities of 10^{16} W/cm² and more are routinely achieved in many laboratories all over the world [1]. Such powerful light causes a number of strong-field phenomena like tunneling and above-threshold ionization, high order harmonic generation, nonsequential ionization, pronounced dynamic Stark-shifts, and the (not yet experimentally confirmed) dynamic stabilization [1, 2, 3, 4, 5, 6]. All these phenomena are not accessible through “conventional” perturbation theory where the external laser field is required to be small compared to the atomic binding force acting on the electron.

In the nonrelativistic regime (i.e., moderate charge states and moderate laser intensities $< 10^{18}$ Wcm⁻²), the solution of the time-dependent Schrödinger equation is the most rigorous nonperturbative approach to the problem of intense laser-atom interaction. Fortunately, most of the above mentioned phenomena (apart from nonsequential ionization) can be understood within a single active electron picture, making a numerical *ab initio* treatment possible at all. However, since an electron released by an intense laser may travel thousands of atomic units during the pulse, huge numerical grids in position space are needed. It was thus natural to investigate first low-dimensional model systems where the three electronic degrees of freedom were restricted to the laser polarization direction (see, e.g., [7, 8, 9, 10, 11]). Much qualitative insight was gained by these model studies while the quantitative agreement with experiment or full three-dimensional calculations is, in general, poor.

With continuously increasing computer power, two- and three-dimensional models of one and two-electron atoms were investigated. Two and three-dimensional studies of the single active electron dynamics in intense laser fields permit the use of elliptically polarized drivers,

the calculation of angular distributions, and the investigation of the polarization properties of the light emitted into (high order) harmonics.

The methods used for the time-dependent propagation of the electronic wavefunction have been improved to lower the computational demand. Examples are variable time- and space stepping [12, 15], advanced finite difference approximations [13, 14], advanced interpolation methods like Gauss-Legendre or B -Spline interpolation [15, 16], higher-order time propagators [17, 18], or matrix iterative methods [19].

There exist alternative methods, which avoid the propagation of the time-dependent wave function on a numerical grid representing real position space. Instead, the (t, t') -method [20], Floquet theory [21, 22], and complex scaling [23, 24, 22] make use of extended Hilbert spaces, (approximate) time-periodicity, or complex continuation of position space, respectively.

Codes propagating two-electron wavefunctions in their full dimensionality are currently at the limit of feasibility [13, 24, 25]. It is unlikely that more complex systems will be treated on an equal footing because of the exploding computational demand. Even if the final, high-dimensional, multi-electron wavefunction were available, its analysis would pose new problems. In other words, the brute-force approach to multi-electron atoms in intense laser fields is a dead end [26].

It is the Nobel-prize winning density-functional theory (DFT) that provides a genuine resort for quantum mechanics to treat many-electron systems as *ab initio* as possible. The central theorem of DFT, the Hohenberg-Kohn theorem, states that quantum mechanics may be based on the electron density alone. The density remains a three-dimensional quantity, independently of the number of particles in the system. As a consequence, density-functional theory does not suffer from the exponential explosion of computational demand, the so-called exponential wall [26]. In fact, DFT is now well-established in electronic structure calculations and quantum chemistry [26, 27, 28, 29, 30]. Most of the modern formulations of density-functional theory rely on the Kohn-Sham equations which provide a practicable computational scheme. Density-functional theory has been extended to the time-dependent domain [31, 32, 33, 34] and a number of algorithms for time-dependent Kohn-Sham-solvers have been published [35, 36, 37].

Two of the most interesting observable quantities are the spectrum of the radiation emitted by the atom and photoelectron spectra. The former can be easily calculated via the Fourier-transformation of the dipole acceleration while the latter is much more tricky. In principle, one should project the final wavefunction onto the (continuum) eigenstates of the unperturbed Hamiltonian. This is numerically very demanding, especially if the continuum eigenstates are analytically unknown. In contrast to the straightforward projection, implicit methods to calculate the photoelectron spectra can be of distinct advantage. In the QPROP code, a window-operator technique [38, 39] for the energy-analysis of the final wavefunction is employed, facilitating the calculation of total and angular-resolved photoelectron spectra without explicit determination of eigenstates.

The aim of this paper is to present a collection of routines that consistently realize three issues: *(i)* time-propagation of a wavefunction according to the time-dependent Schrödinger equation, *(ii)* time-propagation of Kohn-Sham orbitals according to the time-dependent Kohn-Sham equations, and *(iii)* the energy-analysis of the final one-electron wavefunction (or the Kohn-Sham orbitals). The actual algorithm for time propagation has been taken from [14], where it was introduced explicitly for the case of a linearly polarized laser field. In QPROP, we

generalized the algorithm in two directions: *(i)* elliptic polarization, and *(ii)* effective many-electron potentials. For the exchange-part of the effective Kohn-Sham potential we use the expression suggested by Krieger, Li, and Iafrate [40]. The implementation of the window-operator routine for the spectral analysis of wavefunctions was inspired by the work of Schafer and Kulander [38].

QPROP does not possess a fixed input/output interface but rather is a library, functions of which realize the time-propagation and the analysis of the wavefunction. Hence, in order to profit from the program, the user should be familiar with the basics of the underlying theory and the algorithm. Both are presented in Secs. 2 and 3. Moreover, the five examples in Sec. 4 should ease the first steps. Additional examples, patches, updates, and further documentation are provided elsewhere [41]. The QPROP package has been successfully applied to a number of problems [42, 43, 44, 45, 46, 47, 48].

2 Theoretical background

2.1 Time-dependent first-principle equations

The nonrelativistic quantum dynamics of an electron is governed by the time-dependent Schrödinger equation, i.e., the electron wavefunction $\Psi(\mathbf{r}t)$ obeys¹

$$i\frac{\partial\Psi(\mathbf{r}t)}{\partial t} = H\Psi(\mathbf{r}t). \quad (1)$$

Here, spin degrees of freedom are neglected. The Hamiltonian H may depend on time t and in general reads

$$H = H_S = \left(\frac{1}{2}[\mathbf{p} + \mathbf{A}(\mathbf{r}t)]^2 + \phi(\mathbf{r}t) \right) \quad (2)$$

where $\mathbf{A}(\mathbf{r}t)$ and $\phi(\mathbf{r}t)$ are vector and scalar potential, respectively. The operator \mathbf{p} is the canonical momentum while $\mathbf{p}' = \mathbf{p} + \mathbf{A}(\mathbf{r}t)$ is the kinetic momentum so that $\mathbf{p}'^2/2 = [\mathbf{p} + \mathbf{A}(\mathbf{r}t)]^2/2$ is the kinetic energy. Extending the Schrödinger equation (1) to N -electron systems is formally straightforward, leading to a N -electron wavefunction in a $3N$ -dimensional Hilbert space (spin neglected). In practice, however, current super computers are hardly capable of treating two-electron atoms in full dimensionality exposed to strong laser fields [25], let alone systems with more than two electrons.

Time-dependent density-functional theory (TDDFT) offers to reduce the numerical effort dramatically [31, 32, 33, 34]. The basic quantity of density-functional theory is the electron density $n(\mathbf{r}t)$, which is always a function of three space coordinates and time, independent of the number of particles N . In practice, time-dependent density functional theory is formulated via the time-dependent Kohn-Sham equation

$$i\frac{\partial\Psi_i(\mathbf{r}t)}{\partial t} = H_{\text{KS}}\Psi_i(\mathbf{r}t), \quad i = 1, 2, \dots, N, \quad (3)$$

describing the evolution of the Kohn-Sham orbitals $\Psi_i(\mathbf{r}t)$, the only physical significance of

¹Atomic units ($m_e = \hbar = |e| = 1$) are used unless noted otherwise.

which is to build the electronic density according to

$$n(\mathbf{r}t) = \sum_{i=1}^N |\Psi_i(\mathbf{r}t)|^2. \quad (4)$$

Kohn-Sham Hamiltonian H_{KS} and Schrödinger Hamiltonian H differ only by an effective potential in the scalar potential $\phi_{\text{KS}}(\mathbf{r}t)$. This effective potential depends on the Kohn-Sham orbitals themselves,

$$\phi(\mathbf{r}t) \rightarrow \phi_{\text{KS}}[\Psi_1(\mathbf{r}t), \Psi_2(\mathbf{r}t), \dots, \Psi_N(\mathbf{r}t)] \equiv \phi_{\text{KS}}(\mathbf{r}t),$$

$$H_{\text{KS}} = \left(\frac{1}{2} [\mathbf{p} + \mathbf{A}(\mathbf{r}t)]^2 + \phi_{\text{KS}}(\mathbf{r}t) \right). \quad (5)$$

Thus, the Kohn-Sham equation corresponds to a set of nonlinear Schrödinger equations for the Kohn-Sham orbitals $\Psi_i(\mathbf{r}t)$. From the numerical point of view the nonlinearity does not pose a serious problem. The important point is that (2) and (5) have the same structure so that the same propagation scheme can be used for both the Schrödinger wavefunction and the Kohn-Sham orbitals. In the following we shall present the propagation algorithm employed in the QPROP package.

2.2 Propagation algorithm

Short-time propagator

Equation (1), together with an initial wavefunction $\Psi(\mathbf{r}, t = t_0)$, governs the time evolution of $\Psi(\mathbf{r}t)$ for all times t . Introducing the propagator

$$U(t_2, t_1) = \text{T exp} \left(-i \int_{t_1}^{t_2} H(\tau) d\tau \right), \quad (6)$$

where T denotes the time-ordering operator, one has

$$\Psi(\mathbf{r}t_2) = U(t_2, t_1)\Psi(\mathbf{r}t_1).$$

In most numerical approaches the time-propagation from the initial time t_0 to the final one t_f is divided into small steps Δt during which the possibly explicit time-dependence of the Hamiltonian and the time-ordering can be ignored so that the short-time propagator simplifies to

$$U(t + \Delta t, t) \approx \exp[-i\Delta t H(t + \Delta t/2)]. \quad (7)$$

The finite-time propagation from t_0 to t_f can be decomposed in a product of short-time propagators,

$$U(t_f, t_0) = \prod_{i=0}^{M-1} U(t_i + \Delta t, t_i) \quad (8)$$

with $\Delta t = (t_f - t_0)/M$.

Crank-Nicolson approximation for the short-time propagator

The short-time propagator (7) can be straightforwardly applied to a wavefunction only if the Hamiltonian is diagonal. In order to avoid diagonalization each time step the Crank-Nicolson² approximant is used [49]. The Crank-Nicolson approximation is easily motivated by the fact that the short-time propagation of $\Psi(\mathbf{r}t)$ half a timestep forward generates the same state as the propagation of $\Psi(\mathbf{r}, t + \Delta t)$ half a timestep backward,

$$U(t + \Delta t/2, t + \Delta t)\Psi(\mathbf{r}, t + \Delta t) = U(t + \Delta t/2, t)\Psi(\mathbf{r}t). \quad (9)$$

Expanding the exponent in the short-time propagator (7) in a Taylor series, the unitary Crank-Nicolson propagator (accurate to the third order in the time step Δt)

$$U(t + \Delta t, t) = U_{\text{CN}}(t + \Delta t, t) + O(\Delta t)^3, \quad U_{\text{CN}}(t + \Delta t, t) = \frac{1 - i\frac{\Delta t}{2} H(t + \frac{\Delta t}{2})}{1 + i\frac{\Delta t}{2} H(t + \frac{\Delta t}{2})} \quad (10)$$

is obtained. The actual implementation of the Crank-Nicolson propagator leads to an implicit algorithm. Because of the Hamiltonian in the denominator we cannot apply U_{CN} directly to a wavefunction (unless the Hamiltonian is diagonal). Hence, we go back to (9) and actually solve

$$(1 + i\Delta t H/2)\Psi(\mathbf{r}, t + \Delta t) = (1 - i\Delta t H/2)\Psi(\mathbf{r}t) \quad (11)$$

for $\Psi(\mathbf{r}, t + \Delta t)$ each time step. We observe that the Crank-Nicolson propagator requires the application of the Hamiltonian H to the orbitals $\Psi(\mathbf{r}t)$ and $\Psi(\mathbf{r}, t + \Delta t)$. Further below we show how the wavefunction is expanded and discretized, leading to implicit matrix equations corresponding to (11).

Kohn-Sham Hamiltonian in the linearly polarized laser field

In this subsection we discuss the more general case of a Kohn-Sham Hamiltonian (5) keeping in mind that the Schrödinger Hamiltonian (2) is obtained by omitting the electron-electron interaction altogether. We write the Kohn-Sham Hamiltonian in the form

$$H_{\text{KS}}(t) = -\frac{1}{2}\nabla^2 + V_I(t) + V(r) + V_{\text{ee}}[n(\mathbf{r}t)] \quad (12)$$

where, apart from the familiar kinetic energy term $-\nabla^2/2$, the Hamiltonian contains the interaction with the electromagnetic field $V_I(t)$ in dipole approximation, the central-field potential of the nucleus (or atomic core) $V(r)$, and the Kohn-Sham effective potential $V_{\text{ee}}[n(\mathbf{r}t)]$. In principle, the effective electron-electron interaction potential $V_{\text{ee}}[n(\mathbf{r}t)]$ can be written as a functional of the total electronic density $n(\mathbf{r}t)$. In practice, it is approximated using the Kohn-Sham orbitals $\Psi_i(\mathbf{r}t)$. Details on the implemented approximations will be presented below in Sec. 2.5. Here, we only assume that the radial multipole functions $V_{\text{ee}}^i(rt)$, $i = 0, 1, 2$ in the expansion

$$V_{\text{ee}}[n(\mathbf{r}t)] = V_{\text{ee}}^0(rt) + V_{\text{ee}}^1(rt) \cos \theta + V_{\text{ee}}^2(rt) \frac{1}{2}(3 \cos^2 \theta - 1) + \dots \quad (13)$$

²The last name of Phyllis Nicolson is often misspelled “Nicholson”.

are known. Terms $i > 2$, i.e., beyond the quadrupole, are neglected. Note that the expansion (13) holds for linearly polarized light only since the effective potential $V_{\text{ee}}[n(\mathbf{rt})]$ is assumed to remain azimuthally symmetric with respect to the polarization axis.

The interaction with the laser field in dipole approximation is usually established either in length or velocity gauge. Thus the interaction operator $V_I(t)$ for linear polarization $\parallel \mathbf{e}_z$ reads in general

$$V_I(t) = -iA(t)\frac{\partial}{\partial z} + \frac{A^2(t)}{2} + zE(t), \quad (14)$$

where $A(t)\mathbf{e}_z$ is the vector potential and $E(t)\mathbf{e}_z$ is the electric field of the laser pulse. In the velocity gauge only the first two terms are present whereas in the length gauge only the third term is left. The purely time-dependent term $A^2(t)/2$ is easily transformed away and, in fact, is by default not taken into account in QPROP. Depending on the problem, either length or velocity gauge may be advantageous. For instance, high-order above threshold ionization is treated in velocity gauge at lower computational cost than in length gauge [50]. The ionization rate of heavy ions, on the other hand, is more easily calculated using length gauge.

Radial–angular separation of the Hamiltonian

Atomic systems in their ground state manifest a prevailing spherical symmetry. Expanding the atomic orbitals $\Psi_i(\mathbf{rt})$ in spherical harmonics $Y_{lm}(\theta, \varphi) = Y_{lm}(\Omega)$,

$$\Psi_i(\mathbf{rt}) = \frac{1}{r} \sum_{l=0}^{\infty} \sum_{m=-l}^l \Phi_{ilm}(rt) Y_{lm}(\Omega), \quad (15)$$

and inserting this expansion into (1) with the Kohn-Sham Hamiltonian (12) and the dipole interaction for linear polarization (14), a set of differential equations for the radial orbitals $\Phi_{ilm}(rt)$ is obtained,

$$\begin{aligned} i\frac{\partial\Phi_{ilm}(rt)}{\partial t} = & \left(-\frac{1}{2}\frac{\partial^2}{\partial r^2} + V(r) + \frac{l(l+1)}{2r^2} \right) \Phi_{ilm}(rt) + \sum_{l'} \langle Y_{lm} | V_{\text{ee}}[n(\mathbf{rt})] | Y_{l'm} \rangle \Phi_{il'm}(rt) + \\ & + iA(t) \left(-r \sum_{l'} \langle Y_{lm} | \cos\theta | Y_{l'm} \rangle \frac{\partial}{\partial r} \frac{\Phi_{il'm}(rt)}{r} + \sum_{l'} \langle Y_{lm} | \sin\theta \frac{\partial}{\partial\theta} | Y_{l'm} \rangle \frac{\Phi_{il'm}(rt)}{r} \right) + \\ & + rE(t) \sum_{l'} \langle Y_{lm} | \cos\theta | Y_{l'm} \rangle \Phi_{il'm}(rt). \end{aligned} \quad (16)$$

The latter equation shows that the radial orbitals for different magnetic quantum numbers m are decoupled for a linearly polarized laser field in dipole approximation. Hence, the general expansion (15) can be reduced to

$$\Psi_i(\mathbf{rt}) = \frac{1}{r} \sum_{l=0}^{\infty} \Phi_{ilm}(rt) Y_{lm}(\Omega) \approx \frac{1}{r} \sum_{l=0}^{L-1} \Phi_{ilm}(rt) Y_{lm}(\Omega), \quad (17)$$

where the i -th orbital possesses a single, well-defined magnetic quantum number $m = m_i$. Consequently, only L radial orbitals per Kohn-Sham orbital i will be involved in the propagation for linear polarization, whereas L^2 radial orbitals are involved in the general expansion

(15). The maximum orbital quantum number $l = L - 1$ on the numerical grid is related to the number of absorbed photons and must be chosen sufficiently large. The spectral analysis explained in Sec. 2.6 below can be used to check whether L was chosen properly (see also Sec. 4.4).

Breaking-down the Hamiltonian

Inserting the electron-electron interaction potential (13) into (16) and calculating the matrix elements with the spherical harmonics, (16) can be recast in the matrix form [14]

$$i\frac{\partial}{\partial t}\Phi_i(rt) = \left(\mathbf{H}_{\text{at}} + \mathbf{H}_{\text{mix}} + \mathbf{H}_{\text{ang}}^{(1)} + \mathbf{H}_{\text{ang}}^{(2)} + \mathbf{H}_{\text{ang}}^{(3)}\right)\Phi_i(rt) \quad (18)$$

where $\Phi_i(rt)$ denotes a column vector in l -space,

$$\Phi_i(rt) = [\Phi_{i0m}(rt), \Phi_{i1m}(rt), \dots, \Phi_{i(L-1)m}(rt)]^T, \quad (19)$$

and the matrices \mathbf{H}_{at} , \mathbf{H}_{mix} , $\mathbf{H}_{\text{ang}}^{(1)}$, $\mathbf{H}_{\text{ang}}^{(2)}$, $\mathbf{H}_{\text{ang}}^{(3)}$ read

$$\mathbf{H}_{\text{at}} = -\frac{1}{2}\frac{\partial^2}{\partial r^2} + V(r) + \frac{l(l+1)}{2r^2} + V_{\text{ee}}^0(rt) + p_{lm}V_{\text{ee}}^2(rt), \quad (20)$$

$$\mathbf{H}_{\text{mix}} = -iA(t) \begin{pmatrix} 0 & c_{0m} & 0 & 0 & \dots \\ c_{0m} & 0 & c_{1m} & 0 & \dots \\ 0 & c_{1m} & 0 & c_{2m} & \dots \\ \vdots & 0 & c_{2m} & 0 & \dots \end{pmatrix} \frac{\partial}{\partial r}, \quad (21)$$

$$\mathbf{H}_{\text{ang}}^{(1)} = -i\frac{A(t)}{r} \begin{pmatrix} 0 & c_{0m} & 0 & 0 & \dots \\ -c_{0m} & 0 & 2c_{1m} & 0 & \dots \\ 0 & -2c_{1m} & 0 & 3c_{2m} & \dots \\ \vdots & 0 & -3c_{2m} & 0 & \dots \end{pmatrix}, \quad (22)$$

$$\mathbf{H}_{\text{ang}}^{(2)} = (rE(t) + V_{\text{ee}}^1(rt)) \begin{pmatrix} 0 & c_{0m} & 0 & 0 & \dots \\ c_{0m} & 0 & c_{1m} & 0 & \dots \\ 0 & c_{1m} & 0 & c_{2m} & \dots \\ \vdots & 0 & c_{2m} & 0 & \dots \end{pmatrix}, \quad (23)$$

$$\mathbf{H}_{\text{ang}}^{(3)} = V_{\text{ee}}^2(rt) \begin{pmatrix} 0 & 0 & q_{0m} & 0 & \dots \\ 0 & 0 & 0 & q_{1m} & \dots \\ q_{0m} & 0 & 0 & 0 & \dots \\ \vdots & q_{1m} & 0 & 0 & \dots \end{pmatrix} \quad (24)$$

with

$$c_{lm} = \sqrt{\frac{(l+1)^2 - m^2}{(2l+1)(2l+3)}}, \quad p_{lm} = \frac{l(l+1) - 3m^2}{(2l+1)(2l+3)}, \quad (25)$$

$$q_{lm} = \frac{3}{2(2l+3)} \sqrt{\frac{[(l+1)^2 - m^2][(l+2)^2 - m^2]}{(2l+1)(2l+5)}}. \quad (26)$$

Note that \mathbf{H}_{at} is diagonal in l -space, \mathbf{H}_{mix} , $\mathbf{H}_{\text{ang}}^{(1)}$, and $\mathbf{H}_{\text{ang}}^{(2)}$ couple an l -component $\Phi_{ilm}(rt)$ with $\Phi_{i(l\pm 1)m}(rt)$ while $\mathbf{H}_{\text{ang}}^{(3)}$ couples $\Phi_{ilm}(rt)$ with $\Phi_{i(l\pm 2)m}(rt)$.

The calculation of the spatial derivatives in \mathbf{H}_{at} and \mathbf{H}_{mix} will be discussed below. Next, the matrix \mathbf{H}_{mix} is split into a sum over mutually commuting matrices $\mathbf{H}_{\text{mix}}^{lm}$,

$$\mathbf{H}_{\text{mix}} \equiv \sum_{l=0}^{L-2} \mathbf{H}_{\text{mix}}^{lm}, \quad (27)$$

$$\mathbf{H}_{\text{mix}}^{0m} = -iA(t) \begin{pmatrix} 0 & c_{0m} & 0 & 0 & \dots \\ c_{0m} & 0 & 0 & 0 & \dots \\ 0 & 0 & 0 & 0 & \dots \\ \vdots & 0 & 0 & 0 & \dots \end{pmatrix} \frac{\partial}{\partial r},$$

$$\mathbf{H}_{\text{mix}}^{1m} = -iA(t) \begin{pmatrix} 0 & 0 & 0 & 0 & \dots \\ 0 & 0 & c_{1m} & 0 & \dots \\ 0 & c_{1m} & 0 & 0 & \dots \\ \vdots & 0 & 0 & 0 & \dots \end{pmatrix} \frac{\partial}{\partial r}, \dots \quad (28)$$

Commutativity of the $\mathbf{H}_{\text{mix}}^{lm}$ allows us to use the algebraic equation $\exp(a+b) = \exp(a)\exp(b)$ for the splitting of the corresponding propagator without introducing any additional errors,

$$\exp \left[-i\Delta t \left(\sum_{l=0}^{L-2} \mathbf{H}_{\text{mix}}^{lm} \right) \right] = \prod_{l=0}^{L-2} \exp \left(-i\Delta t \mathbf{H}_{\text{mix}}^{lm} \right). \quad (29)$$

Moreover, only two elements in the matrices $\mathbf{H}_{\text{mix}}^{lm}$ are different from zero, making them effectively to 2×2 matrices. Analogously, the Hamiltonians $\mathbf{H}_{\text{ang}}^{(1)}$, $\mathbf{H}_{\text{ang}}^{(2)}$, and $\mathbf{H}_{\text{ang}}^{(3)}$ can be decomposed in a sum of commuting terms as well.

Calculation of the spatial derivatives

The calculation of the spatial derivatives in \mathbf{H}_{mix} and \mathbf{H}_{at} is implemented using improved finite difference expressions [14]. The radial orbitals $\Phi_{ilm}(rt)$ are represented on an equidistant grid with grid spacing $\Delta r = h$ and N_r grid points,

$$\Phi_{ilm}(rt) = [\Phi_{ilm}(r_1t), \Phi_{ilm}(r_2t), \dots, \Phi_{ilm}(r_{N_r}t)]^T, \quad r_n = hn, \quad n = 1, 2, \dots, N_r. \quad (30)$$

Implicit fourth order Simpson and Numerov expressions for the first and the second derivative are employed,

$$\frac{\partial \Phi_{ilm}}{\partial r} = \Phi'_{ilm} \approx \left(1 + \frac{h^2}{6} \Delta_2 \right)^{-1} \Delta_1 \Phi_{ilm} =: \mathbf{M}_1^{-1} \Delta_1 \Phi_{ilm}, \quad (31)$$

$$\frac{\partial^2 \Phi_{ilm}}{\partial r^2} = \Phi''_{ilm} \approx \left(1 + \frac{h^2}{12} \Delta_2 \right)^{-1} \Delta_2 \Phi_{ilm} =: -2\mathbf{M}_2^{-1} \Delta_2 \Phi_{ilm}. \quad (32)$$

The finite difference operators $\mathbf{\Delta}_1\Phi_{ilm}(r_nt) := (\Phi_{ilm}(r_{n+1}t) - \Phi_{ilm}(r_{n-1}t))/2h$ and $\mathbf{\Delta}_2\Phi_{ilm}(r_nt) := (\Phi_{ilm}(r_{n+1}t) - 2\Phi_{ilm}(r_nt) + \Phi_{ilm}(r_{n-1}t))/h^2$ can be written as $N_r \times N_r$ matrices, and $\mathbf{M}_1, \mathbf{M}_2$ are given by

$$\mathbf{M}_1 = \frac{1}{6} \begin{pmatrix} 4 & 1 & & & \\ 1 & 4 & 1 & & \\ & 1 & 4 & \ddots & \\ & & & \ddots & \ddots \\ & & & & \ddots & \ddots \end{pmatrix}, \quad \mathbf{M}_2 = -\frac{1}{6} \begin{pmatrix} 10 & 1 & & & \\ 1 & 10 & 1 & & \\ & 1 & 10 & \ddots & \\ & & & \ddots & \ddots \\ & & & & \ddots & \ddots \end{pmatrix}. \quad (33)$$

In order to ensure unitary time propagation, the matrix $\mathbf{M}_1^{-1}\mathbf{\Delta}_1$ must be antihermitian. To that end the upper left and lower right corners of $\mathbf{\Delta}_1$ and \mathbf{M}_1 are modified [14],

$$(\mathbf{\Delta}_1)_{11} = \frac{y}{2h}, \quad (\mathbf{\Delta}_1)_{N_r N_r} = -\frac{y}{2h}, \quad (\mathbf{M}_1)_{11} = (\mathbf{M}_1)_{N_r N_r} = \frac{4+y}{6} \quad (34)$$

with $y = \sqrt{3} - 2$.

In the case of the Coulomb potential $-Z/r$, the second derivative of a radial s -state orbital satisfies at the origin $r = 0$ the relation

$$\Phi''_{i(l=0)m}(0t) = -2Z\Phi'_{i(l=0)m}(0t) \neq 0. \quad (35)$$

This fact can be taken into account by modifying the upper left elements in $\mathbf{\Delta}_2$ and \mathbf{M}_2 [14],

$$(\mathbf{\Delta}_2)_{11} = -\frac{2}{h^2} \left(1 - \frac{Zh}{12 - 10Zh} \right), \quad (\mathbf{M}_2)_{11} = -2 \left(1 + \frac{h^2}{12} (\mathbf{\Delta}_2)_{11} \right). \quad (36)$$

The fourth order expressions (31) and (32), and their modifications to ensure unitary time propagation and the correct behavior at $r = 0$, hardly add additional cost to the propagation routine (see [14] or the additional documentation provided with QPROP and online at [41]).

Splitting of the time-propagator

Summarizing the previous sections, we write the Hamiltonian

$$\mathbf{H} = \mathbf{H}_{\text{at}} + \sum_{l=0}^{L-2} \left(\mathbf{H}_{\text{mix}}^{lm} + \mathbf{H}_{\text{ang}}^{(1)lm} + \mathbf{H}_{\text{ang}}^{(2)lm} \right) + \sum_{l=0}^{L-3} \mathbf{H}_{\text{ang}}^{(3)lm}, \quad (37)$$

where all terms can be written as a tensor product of operators acting either in “ l -space” or “ r -space,”

$$\mathbf{H}_{\text{at}} = \mathbf{1}_l \otimes \left(\mathbf{M}_2^{-1} \mathbf{\Delta}_2 + V(r) + \frac{l(l+1)}{2r^2} + V_{\text{ee}}^0(rt) + p_{lm} V_{\text{ee}}^2(rt) \right), \quad (38)$$

$$\mathbf{H}_{\text{mix}}^{lm} = -iA(t) \mathbf{L}^{lm} \otimes \mathbf{M}_1^{-1} \mathbf{\Delta}_1, \quad (39)$$

$$\mathbf{H}_{\text{ang}}^{(1,2)lm} = -iA(t) \mathbf{T}^{lm} \otimes \frac{1}{r} \mathbf{1}_r + \mathbf{L}^{lm} \otimes (rE(t) + V_{\text{ee}}^1(rt)) \mathbf{1}_r, \quad (40)$$

$$\mathbf{H}_{\text{ang}}^{(3)lm} = \mathbf{P}^{lm} \otimes V_{\text{ee}}^2(rt) \mathbf{1}_r. \quad (41)$$

$\mathbf{1}_l$ and $\mathbf{1}_r$ are unity matrices, and \mathbf{L}^{lm} , \mathbf{T}^{lm} , and \mathbf{P}^{lm} are 2×2 matrices

$$\mathbf{L}^{lm} = \begin{pmatrix} 0 & c_{lm} \\ c_{lm} & 0 \end{pmatrix}, \quad \mathbf{T}^{lm} = (l+1) \begin{pmatrix} 0 & c_{lm} \\ -c_{lm} & 0 \end{pmatrix}, \quad \mathbf{P}^{lm} = \begin{pmatrix} 0 & q_{lm} \\ q_{lm} & 0 \end{pmatrix}. \quad (42)$$

The matrices \mathbf{L}^{lm} and \mathbf{T}^{lm} act on the l th and $(l+1)$ th component of the wavefunction while the matrix \mathbf{P}^{lm} acts on the l th and $(l+2)$ th component.

The short-time propagator (7) with the Hamiltonian (37) is approximated up to third order in $\Delta t = 2\tau$ as the product

$$\begin{aligned} U_{\text{split}}(t+2\tau, t) = & \prod_{l=L-3}^0 \exp\left(-i\tau \mathbf{H}_{\text{ang}}^{(3)lm}\right) \prod_{l=L-2}^0 \left[\exp\left(-i\tau \mathbf{H}_{\text{ang}}^{(1,2)lm}\right) \exp\left(-i\tau \mathbf{H}_{\text{mix}}^{lm}\right) \right] \times \\ & \times \exp(-2i\tau \mathbf{H}_{\text{at}}) \times \\ & \times \prod_{l=0}^{L-2} \left[\exp\left(-i\tau \mathbf{H}_{\text{mix}}^{lm}\right) \exp\left(-i\tau \mathbf{H}_{\text{ang}}^{(1,2)lm}\right) \right] \prod_{l=0}^{L-3} \exp\left(-i\tau \mathbf{H}_{\text{ang}}^{(3)lm}\right), \quad (43) \end{aligned}$$

where each factor $\exp(-i\tau \dots)$ is approximated by the corresponding Crank-Nicolson expression (10).

Further details about the actual implementation of the propagation algorithm can be found in the documentation provided with the program and online at [41]. We only mention here that in QPROP the above described propagation procedure for linear polarization using expansion (17), as well as the more general algorithm for elliptical polarization using expansion (15) are implemented. The propagator in the latter case is even more complex than (43). It is used in the example in Sec. 4.5.

2.3 Imaginary time propagation

The time-dependent Schrödinger equation (1) determines the evolution of a quantum system in time, starting from an initial state $\Psi(\mathbf{r}t_0)$. Often the initial state is the ground state of the unperturbed quantum system with

$$H_0 = -\frac{1}{2}\nabla^2 + V(r). \quad (44)$$

Ground states are analytically known only for a few specific potentials. In contrast, numerical approaches allow to find ground states for arbitrary potentials. They are often based on the fact that the total energy of the ground state is minimal. In QPROP the ground state can be determined using the ordinary propagation algorithm presented above in Sec. 2.2 with, however, the real time step Δt replaced by an imaginary time step $\Delta t \rightarrow -i\Delta t$. Why this works may be seen as follows: Let an arbitrary wavefunction $\Psi(\mathbf{r}0)$ be expanded in eigenstates $\psi_n(\mathbf{r})$ of the Hamiltonian H_0 . The wavefunction at later times then reads (without perturbations)

$$\Psi(\mathbf{r}t) = \sum_n a_n \exp(-i\mathcal{E}_n t) \psi_n(\mathbf{r}) \quad (45)$$

where \mathcal{E}_n are the eigenenergies corresponding to $\psi_n(\mathbf{r})$. Propagating one imaginary time step leads to

$$\Psi(\mathbf{r}\Delta t) = \sum_n a_n \exp(-\mathcal{E}_n \Delta t) \psi_n(\mathbf{r}). \quad (46)$$

The factor $\exp(-\mathcal{E}_n \Delta t)$ is biggest for minimum $\mathcal{E}_n = \mathcal{E}_{\min}$, which means that during imaginary time propagation the corresponding state $\psi_{\min}(\mathbf{r})$ dies out slowest (if $\mathcal{E}_{\min} > 0$) or explodes fastest (if $\mathcal{E}_{\min} < 0$). The (renormalized) $\Psi(\mathbf{r}t)$ thus converges to the ground state $\psi_{\min}(\mathbf{r})$.

The choice of the initial “guess” for the ground state wavefunction before imaginary time propagation is not critical but affects the time needed for convergence. The method even works with a random initial wavefunction, as it is illustrated in Sec. 4.1.

Imaginary time propagation can be also applied in the case of several Kohn-Sham orbitals (see example in Sec. 4.3). The Pauli exclusion principle is implemented via Gram-Schmidt orthogonalization [51] each imaginary time step.

2.4 Imaginary absorbing potential

An obvious limitation of propagation in position space is the finite size of the numerical grid. Electron density approaching the boundaries—if treated without special care—will be reflected and may cause undesired, spurious effects. However, the electron density reaching the (sufficiently remote) boundary can be considered to contribute to ionization only but otherwise does not affect the dynamics of the atomic remainder. In order to avoid spurious effects it is desirable and, in fact, possible to formulate exact permeable boundary conditions. Unfortunately, such permeable boundary conditions are easily implemented in one-dimensional calculations only [52]. In three-dimensional calculations so-called “absorbing boundaries” [53], although not mathematically rigorous, proved to be most convenient and practicable. In QPROP the absorbing boundary is of the form $-iV_{\text{im}}(r)$ with $V_{\text{im}}(r) \geq 0$ to be defined by the user. Clearly, $V_{\text{im}}(r)$ should be a function that is close to zero in the main interaction region and increases up to a sufficiently high value at the grid boundary $R = N_r \Delta r$. A nonvanishing imaginary potential destroys unitary time propagation and thus leads to “dissipation” of the wavefunction. The decreasing norm $N(t) = |\langle \Psi(t) | \Psi(t) \rangle|^2$ may be used to evaluate the ionization probability $P(t) = 1 - N(t)$ (see example in Sec. 4.2).

2.5 Effective potentials

According to the Hohenberg-Kohn theorem (see, e.g., [26] and references therein), the electron density determines all observable quantities of a quantum systems, i.e., all observables are functionals of the density. Only a few of these functionals are known explicitly while many of them must be approximated in practice.

An electron density $n(\mathbf{r})$ in an external potential $V(\mathbf{r})$ yields the potential energy

$$E_{\text{pot}}[n] = \int V(\mathbf{r})n(\mathbf{r}) \, d^3r, \quad (47)$$

while the exact kinetic energy as an explicit functional of the density $T_{\text{kin}}[n(\mathbf{r})]$ is, in general, unknown.

Kohn and Sham (see, e.g., [26] and references therein) considered an auxiliary system of noninteracting electrons whose density $n_s(\mathbf{r})$ coincides with the density $n(\mathbf{r})$ of the real, interacting system. Because the auxiliary electrons do not interact with each other (but move in a common, effective potential), their Schrödinger equation separates, and the kinetic energy

is simply the sum of one-particle kinetic energies,

$$T_s = -\frac{1}{2} \sum_i \langle \Psi_i | \nabla^2 | \Psi_i \rangle. \quad (48)$$

The Kohn-Sham orbitals $\Psi_i(\mathbf{r})$ satisfy the Kohn-Sham equation

$$\left[-\frac{1}{2} \nabla^2 + V_{ee}(\mathbf{r}) \right] \Psi_i(\mathbf{r}) = \epsilon_i \Psi_i(\mathbf{r}). \quad (49)$$

The only physical significance of the Kohn-Sham orbitals is to form the correct density

$$n_s(\mathbf{r}) = \sum_i |\Psi_i(\mathbf{r})|^2, \quad (50)$$

which, in turn, uniquely determines the potential $V_{ee}(\mathbf{r})$, commonly split in the form

$$V_{ee}(\mathbf{r}) = V(\mathbf{r}) + U(\mathbf{r}) + V_{xc}(\mathbf{r}), \quad (51)$$

where $V(\mathbf{r})$ denotes the same potential that is present in the interacting system's Hamiltonian (e.g., $V(r) = -Z/r$),

$$U(\mathbf{r}) = \int \frac{n(\mathbf{r}')}{|\mathbf{r} - \mathbf{r}'|} d^3r' \quad (52)$$

is the Hartree-potential accounting for the mutual repulsion of the electrons, and $V_{xc}(\mathbf{r})$ denotes the so-called exchange-correlation potential. The nuclear potential $V(\mathbf{r})$, although entirely independent of the electron density, can be formally written as the variational derivative of the external potential energy (47),

$$V(\mathbf{r}) = \frac{\delta E_{\text{pot}}[n]}{\delta n(\mathbf{r})}. \quad (53)$$

Analogously, the Hartree potential is the variational derivative of the electron-electron repulsion energy,

$$U(\mathbf{r}) = \frac{\delta E_H[n]}{\delta n(\mathbf{r})}, \quad E_H[n] = \frac{1}{2} \iint \frac{n(\mathbf{r})n(\mathbf{r}')}{|\mathbf{r} - \mathbf{r}'|} d^3r' d^3r. \quad (54)$$

The exchange-correlation potential $V_{xc}(\mathbf{r})$ is split further into exchange and correlation potential, $V_{xc}(\mathbf{r}) = V_x(\mathbf{r}) + V_c(\mathbf{r})$. In what follows, the correlation potential $V_c(\mathbf{r})$ is neglected.

Approximations for time-dependent effective potentials

The time-independent Kohn-Sham equation (49) has its time-dependent counterpart, as already anticipated in Eqs. (1), (5), and (12). Analogous to the Hohenberg-Kohn theorem, the Runge-Gross theorem [31] asserts that also in the time-dependent case, the density $n(\mathbf{r}t)$ determines all observable quantities.

In QPROP the time-dependent potentials of electron-electron repulsion and exchange are calculated adopting an adiabatic viewpoint, i.e., expressions known from stationary density functional theory are evaluated using the now time-dependent density $n(\mathbf{r}t)$. The effective potential (13) is written as a sum of Hartree and exchange potential,

$$V_{ee}[n(\mathbf{r}t)] = U[n(\mathbf{r}t)] + V_x[n(\mathbf{r}t)]. \quad (55)$$

The Hartree potential is expanded analogously to (13),

$$U[n(\mathbf{r}t)] = U^0(rt) + U^1(rt) \cos \theta + U^2(rt) \frac{1}{2}(3 \cos^2 \theta - 1) + \dots \quad (56)$$

In the current version of QPROP the latter expansion is terminated (at latest) after the quadrupole term. The exchange potential $V_x[n(\mathbf{r}t)]$ is approximated using the expression proposed by Krieger, Li, and Iafrate (KLI) in [40]. Within the KLI approximation, going beyond the groundstate, monopole term turns out to be hard while in local density approximation it is simple to go up to the quadrupole term as well.

Hartree potential

The Hartree-potential (52) is calculated using the Kohn-Sham density (4) and the orbitals (17). Expanding $|\mathbf{r} - \mathbf{r}'|^{-1}$ in spherical harmonics, the following expressions for the Hartree multipoles $U^k(rt)$ in equation (56) are obtained,

$$U^0(rt) = \int \frac{1}{r_>} \Lambda(r't) dr', \quad (57)$$

$$U^1(rt) = \int \frac{r_<}{r_>^2} \Theta(r't) dr', \quad (58)$$

$$U^2(rt) = \int \frac{r_<^2}{r_>^3} \Xi(r't) dr' \quad (59)$$

where $r_<$ and $r_>$ are $\min(r, r')$ and $\max(r, r')$, respectively. The auxiliary functions $\Lambda(rt)$, $\Theta(rt)$, and $\Xi(rt)$ read

$$\Lambda(rt) = 2 \sum_{il} |\Phi_{ilm}(rt)|^2, \quad (60)$$

$$\Theta(rt) = 2 \sum_{il} [c_{l-1,m} \Phi_{i,l-1,m}^*(rt) + c_{lm} \Phi_{i,l+1,m}^*(rt)] \Phi_{ilm}(rt), \quad (61)$$

$$\Xi(rt) = 2 \sum_{il} [p_{lm} \Phi_{ilm}^*(rt) + q_{lm} \Phi_{i,l+2,m}^*(rt) + q_{l-2,m} \Phi_{i,l-2,m}^*(rt)] \Phi_{ilm}(rt). \quad (62)$$

The factor 2 in these expressions stems from the spin degeneracy, i.e., we assume spin-unpolarized systems where each Kohn-Sham orbital is occupied by two electrons of opposite spin. The coefficients c_{lm} , p_{lm} , and q_{lm} are given by (25) and (26).

Krieger-Li-Iafrate approximation to the exchange potential

It is possible to derive an integral equation that implicitly defines the so-called optimized effective potential [54, 55, 56]. However, this integral equation is difficult to solve, and simpler expressions of comparable accuracy are needed in practice. Krieger, Li, and Iafrate (KLI) [40] simplified the full integral equation and obtained for the exchange potential

$$V_{x\sigma}^{\text{KLI}}(\mathbf{r}) = V_{x\sigma}^{\text{Slater}}(\mathbf{r}) + \sum_{i=1}^{N_\sigma-1} \frac{|\Psi_{i\sigma}(\mathbf{r})|^2}{n_\sigma(\mathbf{r})} \int |\Psi_{i\sigma}(\mathbf{r}')|^2 (V_{x\sigma}^{\text{KLI}}(\mathbf{r}') - u_{xi\sigma}(\mathbf{r}')) d^3r' \quad (63)$$

where $\sigma = \uparrow, \downarrow$ denotes the spin variable of N_σ electrons,

$$n_\sigma(\mathbf{r}) = \sum_{i=1}^{N_\sigma} |\Psi_{i\sigma}(\mathbf{r})|^2 \quad (64)$$

is the spin density,

$$V_{x\sigma}^{\text{Slater}}(\mathbf{r}) = \sum_{i=1}^{N_\sigma} \frac{|\Psi_{i\sigma}(\mathbf{r})|^2}{n_\sigma(\mathbf{r})} u_{xi\sigma}(\mathbf{r}) \quad (65)$$

is the so-called Slater-potential, and

$$u_{xi\sigma}(\mathbf{r}) = \frac{1}{\Psi_{i\sigma}^*(\mathbf{r})} \frac{\delta E_x[\{\Psi_{j\sigma}\}]}{\delta \Psi_{i\sigma}(\mathbf{r})} = - \sum_{j=1}^{N_\sigma} \frac{\Psi_{j\sigma}(\mathbf{r})}{\Psi_{i\sigma}(\mathbf{r})} \int \frac{\Psi_{i\sigma}^*(\mathbf{r}') \Psi_{j\sigma}(\mathbf{r}')}{|\mathbf{r} - \mathbf{r}'|} d^3r' \quad (66)$$

with the exact exchange energy

$$E_x[\{\Psi_{j\sigma}\}] = -\frac{1}{2} \sum_{\sigma=\uparrow,\downarrow} \sum_{i,j=1}^{N_\sigma} \iint \frac{\Psi_{i\sigma}^*(\mathbf{r}) \Psi_{j\sigma}^*(\mathbf{r}') \Psi_{j\sigma}(\mathbf{r}) \Psi_{i\sigma}(\mathbf{r}')}{|\mathbf{r} - \mathbf{r}'|} d^3r' d^3r. \quad (67)$$

The integral equation (63) can be solved for $V_{x\sigma}^{\text{KLI}}(\mathbf{r})$ by multiplying both sides with $|\Psi_{j\sigma}(\mathbf{r})|^2$ and integrating over space. Introducing the short-hand notation $\langle A \rangle_{j\sigma}$ for the orbital average $\int |\Psi_{j\sigma}(\mathbf{r})|^2 A(\mathbf{r}) d^3r$ of an entity A , the matrix equation

$$\sum_{i=1}^{N_\sigma-1} (\delta_{ji} - M_{ji\sigma}) Q_{i\sigma} = \langle V_{x\sigma}^{\text{Slater}} - u_{xj\sigma} \rangle_{j\sigma} \quad (68)$$

for the $N_\sigma - 1$ coefficients

$$Q_{i\sigma} = \langle V_{x\sigma}^{\text{KLI}} - u_{xi\sigma} \rangle_{i\sigma} \quad (69)$$

is obtained. The $(N_\sigma - 1) \times (N_\sigma - 1)$ matrix $M_{ji\sigma}$ is given by

$$M_{ji\sigma} = \int \frac{|\Psi_{j\sigma}(\mathbf{r})|^2 |\Psi_{i\sigma}(\mathbf{r})|^2}{n_\sigma(\mathbf{r})}. \quad (70)$$

The term with the highest occupied spin orbital $i = N_\sigma$ is excluded from the sums in (63) and (68) since it can be shown that $Q_{N_\sigma\sigma} = 0$ [40]. After solving (68) for $Q_{i\sigma}$, all the quantities on the right hand side of (63) are determined, and the KLI potential can be evaluated.

Currently, only spin-unpolarized systems where $n(\mathbf{r}) = 2n_\sigma(\mathbf{r})$, $N_\sigma = N/2$ with N the number of electrons in the system, and $V_{x\sigma}^{\text{KLI}} = V_x^{\text{KLI}}$ are tractable with QPROP. Orbital degeneracies > 2 are possible, so that no unnecessary overhead arises for Kohn-Sham orbitals that evolve identically in a laser field. For instance, the four $2p$ orbitals with $\sigma = \uparrow, \downarrow$ and $|m| = 1$ behave identically in dipole approximation and thus can be subsumed under a single orbital $\Psi_i(\mathbf{r}t)$ of degeneracy $d_i = 4$.

Further computational details can be found in the documentation provided with the program and online [41]. In the current version of QPROP the KLI potential is restricted to the ground state monopole contribution $V_x^{\text{KLI}^0}(r)$. The latter is sufficient to determine state-of-the-art effective potentials for the ground state of spherically symmetric systems (or other

systems in central field approximation). The ground state KLI potential $V_x^{\text{KLI}^0}(r, t = 0)$ may then be used for either frozen-core calculations or it may be re-calculated each time step as an approximation to the real TDDFT exchange potential. The latter approximation should be acceptable as long as most of the electrons stay inside the atom and the deviation from spherical symmetry remains small. The dipole contribution to the time-dependent KLI potential would be already very complicated due to the coupling of many angular momenta. Within simpler approaches (e.g., local density approximation) where the exchange potential is given explicitly as a functional of the density $n(\mathbf{r}t)$, an expansion up to the quadrupole is much simpler.

2.6 Spectral analysis: the window-operator technique

QPROP allows to calculate an initial state of interest and propagates this state in time. By the end of propagation—usually at the end of the laser pulse—the final state $\Psi(\mathbf{r}) = \Psi(\mathbf{r}, t = t_f)$ is obtained. It is useful to analyze its spectrum with respect to the Hamiltonian H_0 of the atomic system (without laser) whose eigenstates we denote by $\psi_{\mathcal{E}}(\mathbf{r})$,

$$|\Psi\rangle = \int c_{\mathcal{E}} |\psi_{\mathcal{E}}\rangle d\mathcal{E}. \quad (71)$$

In order to avoid the explicit calculation of all the eigenstates $|\psi_{\mathcal{E}}\rangle$, a window-operator technique very similar to the one proposed in [38, 39] is employed. A window-operator $W_{\mathcal{E}\gamma n}$ of energy \mathcal{E} and of energy width γ is defined as

$$W_{\mathcal{E}\gamma n} = \frac{\gamma^{2n}}{(H_0 - \mathcal{E})^{2n} + \gamma^{2n}}, \quad (72)$$

where n is the integer order of the window-operator. The higher the order n , the more rectangular is the window profile.

When acting on a state $|\Psi\rangle$, the window-operator returns the energy component $|\chi_{\mathcal{E}\gamma n}\rangle$ the scalar product of which gives a measure for the population of states that lie within the window of width γ , centered around the electron energy \mathcal{E} ,

$$\langle \chi_{\mathcal{E}\gamma n} | \chi_{\mathcal{E}\gamma n} \rangle = \langle \Psi | W_{\mathcal{E}\gamma n}^2 | \Psi \rangle = \int |c_{\mathcal{E}'}|^2 \left(\frac{\gamma^{2n}}{(\mathcal{E}' - \mathcal{E})^{2n} + \gamma^{2n}} \right)^2 d\mathcal{E}'. \quad (73)$$

Hence, for $\gamma \rightarrow 0$ the modulus squared of the energy component $|\chi_{\mathcal{E}\gamma n}\rangle$ equals $|c_{\mathcal{E}}|^2$. Finite energy width γ , on the other hand, allows to model realistic measurements with a finite energy resolution.

Since $W_{\mathcal{E}\gamma n}$ has the operator H_0 in the denominator, $|\chi_{\mathcal{E}\gamma n}\rangle$ is actually calculated by solving the equation $W_{\mathcal{E}\gamma n}^{-1} |\chi_{\mathcal{E}\gamma n}\rangle = |\Psi\rangle$ using the factorization

$$(H_0 - \mathcal{E})^{2n} + \gamma^{2n} = \prod_{k=1}^{2n-1} [H_0 - \mathcal{E} + \gamma \exp(i\nu_{nk})] [H_0 - \mathcal{E} - \gamma \exp(i\nu_{nk})], \quad (74)$$

where the phases ν_{nk} are uniformly distributed between 0 and $\pi/2$,

$$\nu_{nk} = (2k - 1)\pi/2^n. \quad (75)$$

In the current version of QPROP, the energy component $|\chi_{\mathcal{E}\gamma n}\rangle$ is calculated for the fixed order $n = 3$ for both the general (15) and the reduced expansion (17). $|\chi_{\mathcal{E}\gamma n}\rangle$ is then obtained as an expansion in spherical harmonics with the radial energy components denoted by $R_{lm}^{\mathcal{X}}(r)$. The energy components $|\chi_{\mathcal{E}\gamma n}\rangle$ in form of expansions over spherical harmonics allow to calculate differential probabilities of electron emission. The probability $P_{\gamma n}(\mathcal{E})$, differential in energy, reads

$$P_{\gamma n}(\mathcal{E}) = \langle \chi_{\mathcal{E}\gamma n} | \chi_{\mathcal{E}\gamma n} \rangle = \int dr d\Omega \left| \sum_{lm} R_{lm}^{\mathcal{X}}(r) Y_{lm}(\Omega) \right|^2 = \sum_{lm} \int dr R_{lm}^{\mathcal{X}*}(r) R_{lm}^{\mathcal{X}}(r). \quad (76)$$

Useful information about the emission probability differential in energy and in angle is obtained by simply omitting the integration over the solid angle,

$$P_{\gamma n}(\mathcal{E}, \Omega) = \int dr \left| \sum_{lm} R_{lm}^{\mathcal{X}}(r) Y_{lm}(\Omega) \right|^2. \quad (77)$$

The probabilities $P_{\gamma n}(\mathcal{E})$ and $P_{\gamma n}(\mathcal{E}, \Omega)$ simplify for the reduced expansion (17) since the sum over m is absent then. Examples for the calculation of electron spectra are given in Secs. 4.4 and 4.5.

3 Program structure

The QPROP package is arranged as a library of classes whose objects represent orbitals, grids, and Hamiltonians. In order to use the library, an executable program has to be written. This program is usually short and may be regarded as an extended input-file which profits from all the powerful C++ features. Compared to a foolproofed approach where the user never makes direct contact with the actual data structures, our library-oriented approach requires more knowledge of the internal structures. On the other hand, once the user got acquainted with the important classes and functions, he or she may really benefit from the huge flexibility.

Content and functionality of the internal data structures will be considered in the following Sec. 3.1. The five examples in Sec. 4 are aimed at facilitating the first steps in the usage of QPROP.

3.1 Internal data structures

The classes `fluid`, `wavefunction`, `grid`, and `hamop` build the core of the QPROP library. Objects of classes `fluid` and `wavefunction` represent real valued and complex valued one-dimensional arrays, respectively.³ The methods provided by these classes allow to initialize the corresponding arrays, to manipulate them, and to store (load) them to (from) files. From the physical point of view, objects of class `wavefunction` typically represent radial wavefunctions or sets of radial orbitals to be propagated. However, objects of class `wavefunction` may be used for any auxiliary quantity that can be represented by a complex vector. The heart of the

³The name “fluid” may appear strange. It is mainly for “historical” reasons since this class was originally developed for a fluid code that naturally deals with real valued arrays.

QPROP library, namely the actual short-time propagation (43), is implemented as a member function of class `wavefunction`.

The entries of an object of class `wavefunction` are accessible through an object of class `grid`, which defines the number of spatial grid points, the number of angular momentum quantum numbers, the number of orbitals, the grid spacing, and whether expansion (15) or (17) is used. In other words, objects of class `grid` define the numerical grid on which the objects of class `wavefunction` are defined, e.g., the number of grid points N_r in radial direction, the upper limit $L - 1$ for the l quantum numbers in the expansions (15) or (17), and the number of Kohn-Sham orbitals. The most important functions of class `grid` are collected in Tab. 1.

Table 1: Main functions (methods) of class `grid`.

Method	Arguments	Description and comments
<code>set_dim</code>	(long <code>dim</code>)	Defines type of expansion, i.e., either (15) <code>dim=44</code> or (17) <code>dim=34</code> .
<code>index</code>	(long <code>r</code> , long <code>l</code> , long <code>m</code> , long <code>n</code>)	Calculates the index of a wavefunction (or orbital) entry; radial position <code>r</code> , angular momentum <code>l</code> , magnetic quantum number <code>m</code> , orbital no. <code>n</code> ; <code>n</code> is irrelevant for <code>dim=44</code> while <code>m</code> is irrelevant for <code>dim=34</code>
<code>set_delt</code>	(double <code>dr</code>)	Defines Δr
<code>set_ngps</code>	(long <code>N_r</code> , long <code>L</code> , long <code>N_orb</code>)	Defines N_r , L , and number of Kohn-Sham orbitals.
<code>size</code>	(void)	Returns size of grid object
<code>r</code>	(long <code>rindex</code>)	Calculates r , given <code>rindex</code> $\in [0, N_r - 1]$
<code>ngps_x</code>	(void)	Returns number of radial gridpoints N_r
<code>ngps_y</code>	(void)	Returns number of angular momenta L
<code>ngps_z</code>	(void)	Returns number of orbitals N

Objects of class `hamop` collect a number of external potentials that set up the Hamiltonian. These potentials are to be defined by the user and are listed in Tab. 2.

Class `wavefunction` is clearly the most important part of the QPROP library. As already mentioned, it contains the methods to initialize, to load and to store the radial orbitals, to propagate them in time, to calculate the observable quantities and effective potentials. Table 3 shows some of the public methods to perform these tasks. Several methods are overloaded, i.e., they are distinguished by the different sets of arguments only. The meaning of most arguments is self-explanatory. Since many of the methods need to know in which order the radial orbitals are organized in the internal, one-dimensional array,⁴ the first argument often is of class `grid`. In order to control the verbosity of some complex methods, there is an integer `iv` argument at the end of the parameter list. Setting it to zero suppresses any output to the `stdout` stream.

Objects of class `fluid` are basically real valued, one-dimensional arrays, i.e., the real counter parts of `wavefunction` objects. They are used to store effective potentials and auxiliary quantities that are not complex. For instance, `calculate_hartree_zero` in Tab. 3 returns an

⁴There are only one-dimensional arrays internally.

Table 2: Functions needed to define an object of class `hamop`. The argument `me` is for parallel computing purposes where it allows to let the potentials depend on the job number.

Function	Arguments	Description and comments
<code>vecpot_x</code>	<code>(double t, int me)</code>	x -component of the vector potential (only relevant for <code>dim=44</code> , i.e., with Eq. (15))
<code>vecpot_y</code>	<code>(double t, int me)</code>	y -component of the vector potential (only relevant for <code>dim=44</code> , i.e., with Eq. (15))
<code>vecpot_z</code>	<code>(double t, int me)</code>	z -component of the vector potential (only relevant for <code>dim=34</code> , i.e., with Eq. (17))
<code>scalarpotx</code>	<code>(double x, y, z, t, int me)</code>	Spherically symmetric potential $V(r)$ in (16), x corresponds to r , y and z are not needed
<code>scalarpoty</code>	<code>(double x, y, z, t, int me)</code>	$\equiv 0$ since not used here
<code>scalarpotz</code>	<code>(double x, y, z, t, int me)</code>	$\equiv 0$ since not used here
<code>field</code>	<code>(double t, int me)</code>	electric field $E(t)$ in (16)
<code>imagpot</code>	<code>(long xindex, yindex, zindex, double t, grid g)</code>	imaginary potential $V_{\text{im}}(r)$ from Sec. 2.4; <code>xindex</code> is the radial index for <code>dim=34</code> or <code>44</code> while <code>yindex</code> and <code>zindex</code> are not relevant here

object of class `fluid`. Usage of the class is straightforward and can be understood from the examples in Sec. 4.

Apart from the classes `wavefunction`, `grid`, `hamop` and `fluid`, another class `cmatrix` and several functions are defined. Class `cmatrix` deals with matrix operations, some of which make use of the `blas` and `lapack` libraries. However, class `cmatrix` is currently used only inside member functions of class `wavefunction` so that there is no need to discuss its features in the present paper.

3.2 External libraries and source codes

QPROP needs the libraries `BLAS`, `LAPACK`, and `F2C`— all available free of charge [57, 58, 59]. Note that they are part of many `LINUX` distributions. Apart from the libraries, QPROP profits from two programs to be cited: Clebsch-Gordan coefficients (needed for the KLI potential (63)) are calculated using the program `NED` by Arturo Sierra [60], and spherical harmonics (needed for the implementation of (77)) are calculated as in the `RACA`H package [61].

3.3 Distribution and installation

The program is distributed as a single tarball `qprop.tar.gz`. The archive is organized in several subdirectories with source code, makefiles and `README`-files. Installation consists of extracting the tarball and creating links to the libraries `BLAS`, `LAPACK`, and `F2C` in the subdirectory `lib/i386/`. The top directory contains a makefile `qprop/GNUMakefile.tmpl`, which controls the compilation of the QPROP library. The user will probably need to adjust the variable `ROOT` in this file. This variable points to the absolute location of the QPROP package.

Table 3: Selected functions (methods) of class `wavefunction`.

Method	Arguments	Description and comments
<code>calculate_staticpot</code>	(grid <code>g</code> , hamop <code>hamil</code>)	Calculates static part of total potential (<code>scalarpotx</code> + centrifugal potential + <code>imagpot</code>) using Hamiltonian <code>hamil</code>
<code>calculate_Lambda</code>	(grid <code>g</code> , fluid <code>deg</code>)	Calculates auxiliary quantity $\Lambda(rt)$ (60)
<code>calculate_Theta</code>	(grid <code>g</code> , fluid <code>deg</code> , fluid <code>ms</code>)	Calculates auxiliary quantity $\Theta(rt)$ (61)
<code>calculate_Xi</code>	(grid <code>g</code> , fluid <code>deg</code> , fluid <code>ms</code>)	Calculates auxiliary quantity $\Xi(rt)$ (62)
<code>calculate_hartree_zero</code>	(grid <code>g</code> , fluid <code>Lambda</code>)	Calculates monopole term (57) in expansion (56)
<code>calculate_hartree_one</code>	(grid <code>g</code> , wavefunction <code>Theta</code>)	Calculates dipole term (58) in expansion (56)
<code>calculate_hartree_two</code>	(grid <code>g</code> , wavefunction <code>Xi</code>)	Calculates quadrupole term (59) in expansion (56)
<code>calculate_kli_zero</code>	(grid <code>g</code> , fluid <code>Lambda</code> , fluid <code>ls</code> , fluid <code>ms</code> , fluid <code>deg</code> , int <code>slateronly</code> , int <code>iv</code>)	Calculates groundstate KLI potential (63). Auxiliary array <code>Lambda</code> must be provided (see function <code>calculate_Lambda()</code> in this table). Flag <code>slateronly=1</code> leaves only first summand $V_{x\sigma}^{\text{Slater}}(\mathbf{r})$ on right hand side of (63)
<code>dump_to_file_sh</code>	(grid <code>g</code> , FILE <code>file</code> , int <code>st</code> , int <code>iv</code>)	Saves orbitals in <code>file</code>
<code>energy</code>	(double <code>time</code> , grid <code>g</code> , hamop <code>hamil</code> , int <code>me</code> , wavefunction <code>staticpot</code> , double <code>charge</code>)	Calculates kinetic energy plus potential energy due to static potential <code>staticpot</code> , e.g., bracket in equation (82) below
<code>expect_z</code>	(grid <code>g</code>)	Calculates $\langle z \rangle = \langle \Psi(t) z \Psi(t) \rangle$ for a single orbital.
<code>expect_z</code>	(grid <code>g</code> , fluid <code>deg</code> , const fluid <code>ms</code>)	Calculates $\langle z \rangle$ for the entire set of Kohn-Sham orbitals.
<code>init</code>	(long <code>size</code>)	Various ways to initialize <code>wavefunction</code> objects (cf. examples in Sec. 4)
	(grid <code>g</code> , int <code>inittype</code> , double <code>w</code> , fluid <code>ls</code>)	
<code>init_rlm</code>	(grid <code>g</code> , FILE <code>file</code> , int <code>ooi</code> , int <code>iv</code>)	
	(grid <code>g</code> , int <code>inittype</code> , double <code>w</code> , fluid <code>ls</code> , fluid <code>ms</code>)	
<code>propagate</code>	(complex <code>timestep</code> , double <code>time</code> , grid <code>g</code> , hamop <code>hamil</code> , int <code>me</code> , wavefunction <code>staticpot</code> , int <code>m</code> , double <code>nuclear_charge</code>)	Propagates a wavefunction from <code>time</code> to <code>time+timestep</code> . <code>hamil</code> determines only external fields in this function. Potential of nucleus is supposed to be contained in <code>staticpot</code> (see <code>calculate_staticpot()</code> in this table). <code>nuclear_charge</code> is used to account for correction (36). There is an overloaded version for the propagation of several Kohn-Sham orbitals (cf. Sec. 4.3)
<code>totalenergy_hartree</code>	(grid <code>g</code> , fluid <code>Lambda</code> , fluid <code>U.0</code>)	Calculates Hartree energy $E_{\text{H}}[n]$ (54)
<code>totalenergy_exact_x</code>	(grid <code>g</code> , fluid <code>ells</code> , fluid <code>deg</code>)	Calculates exchange energy E_{x} (67)

```

qprop/
  doc/
  lib/i386/
  obj/i386/
  src/
    base/
    circ/
    hydrogen/
    ionization/
    neon/
    winop/

```

Figure 1: Directory structure of the QPROP package.

Figure 1 shows the directory structure of the QPROP package. The basic source code is placed in the subdirectory `src/base/`. The code of several examples is placed in subdirectories in `src/`. Five examples are provided and discussed in Sec. 4.

The other directories contain extra documentation (in `doc/`), object files `.o` (in `obj/i386/`), and the library files (or links to) `libqprop.a`, `libblas.a`, `liblapack.a`, `libf2c.a` (in `lib/i386/`). The subdirectories with source code contain also the `Makefiles` so that the executable files can be compiled with the `MAKE` utility. By default the executable is put in the same directory.

4 Test calculations

In order to facilitate a quick start, five examples for the application of the QPROP code are provided in the directories `src/hydrogen/`, `src/ionization/`, `src/neon/`, `src/winop/`, and `src/circ/`. The examples are chosen such that, on one hand they are not too run-time consuming while, on the other hand they cover in a non-trivial manner the key issues (*i*) imaginary time propagation, (*ii*) real time propagation, (*iii*) determination of an effective potential using DFT, (*iv*) calculation of electron spectra, and (*v*) circular polarization.

Each subdirectory in `src/` contains the source code in the files with extension `.cc` and an appropriate `Makefile` to generate the executable program in the same directory. The output will be written to files in the subdirectories `res`.

4.1 Ground state via imaginary time propagation

The goal in this example is to calculate the nonrelativistic ground state of the hydrogen atom by means of imaginary time propagation. As explained in Sec. 2.3, imaginary time propagation is a powerful method to compute the ground state in any potential. The hydrogen atom was chosen because of its simplicity and the fact that the solution is analytically known. We start with an unbiased guess, that is, a random *s*-orbital. The source code of the program `hydrogen_im.cc` is located in the subdirectory `src/hydrogen/`. In the following we discuss

the few crucial points.

After standard directives concerning header files, the file `potentials.cc` is included.

```
// *** potentials, nuclear_charge, and laser pulse parameters
//      are declared in potentials.cc ***
#include<potentials.cc>
```

The file `potentials.cc` is a piece of code, which defines a few global variables and the potentials that make up the Hamiltonian. The idea is to put the code common to imaginary and real time propagation in an extra file, thus reducing liability to inconsistencies. The laser field is off ($E_0=0.0$) during imaginary time propagation.

Next, variables are declared and initialized. Let us consider the lines below the initialization of the object `g` of class `grid`:

```
// *** declare the grid ***
g.set_dim(34); // 44 elliptical polariz., 34 linear polariz.
g.set_ngps(1000,1,1); // N_r, L, N
g.set_delt(0.2/nuclear_charge); // delta r
g.set_offs(0,0,0); // there is no offset in r, l, and N
```

Depending on the polarization of the laser light, the suitable expansion of the wavefunction in spherical harmonics is chosen, i.e., either (15) with all L^2 radial orbitals, suitable for any polarization in the xy -plane, or (17) for linear polarization along the z -axis (where L radial orbitals suffice). General and reduced expansion require different propagation procedures. Thus a propagation mode has to be specified using the `set_dim()` function. The next line `g.set_ngps(1000,1,1)` defines $N_r = 1000$ spatial grid points for each radial orbital $\Phi_{ilm}(rt)$, $L = 1$ l -quantum numbers (ranging from 0 to $L - 1$), and $N = 1$ orbital. The hydrogen ground state requires only a single orbital $\Phi_{1s}(r)$ of s -symmetry so that $L = 1$ is chosen. Since `nuclear_charge` is 1, $\Delta r = 0.2$ follows, and the equidistant grid reaches up to $r_{\max} = 200$ au. There are no grid offsets for the two propagation modes 34 and 44 discussed in this paper so that the grid initialization is completed by `g.set_offs(0,0,0)`.

The Hamiltonian `hamilton` of class `hamop` is initialized through the functions defined in `potentials.cc`:

```
// the Hamiltonian
hamilton.init(g,vecpot_x,vecpot_y,vecpot_z,scalarpotx,scalarpoty,scalarpotz,
             imagpot,field);

// this is the linear and constant part of the Hamiltonian
staticpot.init(g.size());
staticpot.calculate_staticpot(g,hamilton);
```

The time-independent part of the Hamiltonian is stored in `staticpot` (see `calculate_staticpot` in Tab. 3).

The radial wavefunction is stored in the object `wf` of class `wavefunction`. In this example there is only a single radial wavefunction because $NL = 1$. The lines below initialize and normalize the wavefunction `wf` (dots “...” indicate lines of code that are omitted for the sake of clarity).

```

// *** wavefunction initialization ***
wf.init(g.size());
wf.init(g,iinitmode,1.0,ells);
wf.normalize(g);
...

wf.dump_to_file_sh(g,file_wf_ini,1)

```

Depending on the argument `iinitmode` of type `int`, the wavefunction may be initialized either randomly or with hydrogenic orbitals. The interested user may have a look at the corresponding `init` function in `wavefunction.cc`. In this example, the wavefunction is initialized randomly (`iinitmode = 1`) and written to `file_wf_ini`. (i.e., a file in the subdirectory `src/hydrogen/res/`). The file consists of two columns of numbers (real and imaginary part) and $N_r LN$ lines, i.e., only a single radial orbital in this example.

The array `ells[i]` is used to assign the l quantum number 0 to the radial wavefunction Φ_l . This information is solely needed by the initialization routine `init` when $L > 1$ (see the more complex example 4.3 below).⁵

The actual propagation is a loop:

```

// *** imaginary time propagation ***
for (ts=0; ts<lno_of_ts; ts++)
{
    time = time + imag(timestep);
    ...

    E_tot = real(wf.energy(0.0,g,hamilton,me,staticpot,nuclear_charge));
    ...

    wf.propagate(timestep, 0.0, g, hamilton, me, staticpot, 0, nuclear_charge);

    wf.normalize(g);
    ...
}

```

Being inside the body of the loop, the short-time propagator is applied consecutively to the orbitals in `wf` with an imaginary time step `g.delt_x()/4.0`, i.e., 0.05 here. The short-time propagation is handled by the `wavefunction` member function `propagate()` (cf. Tab. 3). Its first argument `timestep` is the pure imaginary time step. The second argument, i.e., the time, is irrelevant for the determination of the ground state and thus set to zero. Grid, Hamiltonian, process ID `me`, constant potential part `staticpot`, magnetic quantum number $m = 0$, and `nuclear_charge` (as defined in `potentials.cc`) follow as arguments.

In the loop body the total energy is calculated each imaginary time step so that one may keep track of the convergence of the total energy. After each propagation step the function is normalized because propagation in imaginary time is not unitary.

⁵If we choose $L = 2$ and `ells[0]=1` we obtain the $2p$ state since only the radial wavefunction $\Phi_{l=1}$ will be initialized with random numbers while $\Phi_{l=0} \equiv 0$. Note that there is no coupling between different l quantum numbers during imaginary time propagation.

Imaginary propagation stops when a key is hit, i.e., when the user is satisfied with the convergence of the ground state energy, or at latest after `lno_of_ts = 640000` time steps. After propagation, the orbital is stored in `file_wf_fin` in `src/hydrogen/res/`. The converged ground state energy on the numerical grid chosen above reads $\mathcal{E} = -0.5001510772159702$ au.

The names of the files generated in `src/hydrogen/res/` depend on the simulation parameters and read in the case discussed here

```
hydrogen_im-34-1000-2.00e-01.log
hydrogen_im_info-34-1000-2.00e-01.dat
hydrogen_im_obser-34-1000-2.00e-01.dat
hydrogen_im_wf_fin-34-1000-2.00e-01.dat
hydrogen_im_wf_ini-34-1000-2.00e-01.dat
```

The first file is a log-file containing all the important simulation parameters for inspection by the user. The second file is a xml-file from which other programs may conveniently read the simulation parameters. Observables are stored in the third file (time step and energy in two columns). Fourth and fifth file contain the wavefunction after and before the imaginary time propagation.

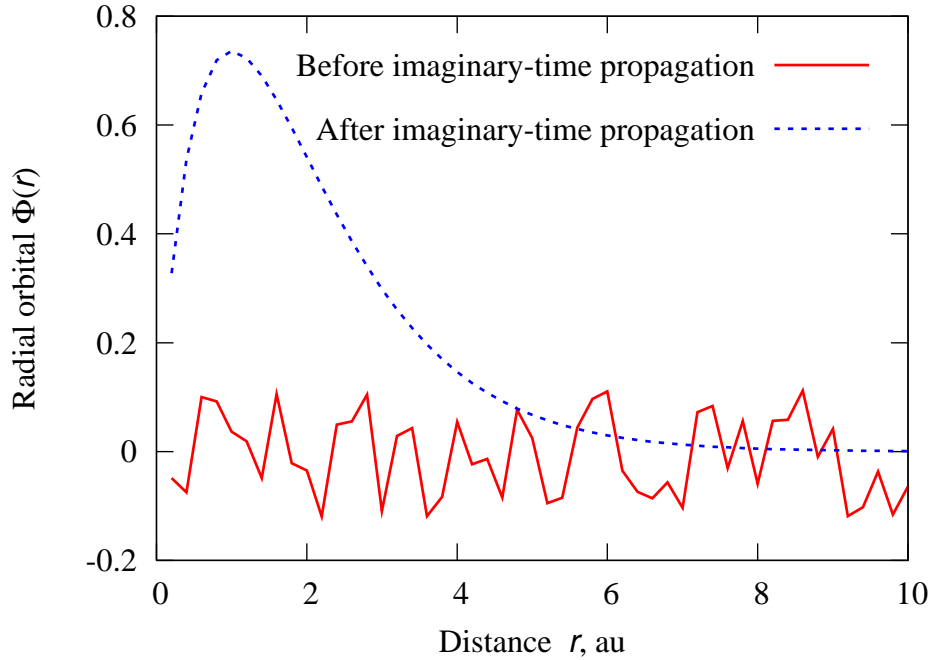


Figure 2: Initial (random) orbital before imaginary time propagation and final orbital converged to the hydrogenic 1s radial wavefunction $2r \exp(-r)$.

The radial wavefunctions before and after imaginary time propagation are shown in Fig. 2. The wavefunction after imaginary time propagation converged to the 1s radial wavefunction $2r \exp(-r)$.

The program `hydrogen_re.cc` in the same directory reads the wavefunction from file `hydrogen_im_wf_fin-34-1000-2.00e-01.dat` and propagates it in real time with the laser field switched on. The essential lines are provided with comments so that the code should be

self-explanatory. Additional entities of interest such as the time-resolved ground state population, the expectation value in laser polarization direction $\langle z \rangle$, and the total norm on the grid are calculated inside the main propagation loop.

4.2 One, two, and three-photon ionization of hydrogen

The results presented in this example were obtained using the code in `src/ionization`. First, the hydrogen $1s$ ground state is generated again using `hydrogen.im.cc`. Afterwards, the wavefunction is propagated in a $N_c = 20$ -cycle \sin^2 -pulse (\sin^2 with respect to the electric field)

$$\mathbf{E}(t) = E_0 \mathbf{e}_z \sin^2\left(\frac{\omega t}{2N_c}\right) \cos(\omega t + \varphi), \quad 0 \leq t \leq T = N_c \frac{2\pi}{\omega} \quad (78)$$

for different laser intensities I between 10^{11} and 10^{12} Wcm^{-2} using `ionization.cc`. The vector potential $\mathbf{A}(t)$ corresponding to (78), i.e., $\mathbf{A}(t) = -\int_0^t \mathbf{E}(t') dt'$, is implemented in `potentials.cc`. We want to focus on one and three-photon ionization. To that end we chose $\omega = 0.8$ and $\omega = 0.17$, respectively.

It is well known that if the ponderomotive energy

$$U_p = \frac{E_0^2}{4\omega^2}, \quad (79)$$

i.e., the time-averaged quiver energy of a free electron in a laser pulse of amplitude E_0 , is much smaller than the ionization potential $I_p > \hbar\omega$, ionization will be a perturbative process in the multiphoton regime, and perturbation theory in lowest nonvanishing order (LOPT) is sufficient.

The number of photons needed to overcome the ionization potential of the atom is given by

$$k = \left\lceil \frac{I_p}{\hbar\omega} \right\rceil \quad (80)$$

where $\hbar\omega$ is the energy of a photon and $\lceil A \rceil$ denotes the smallest integer $> A$. Thanks to the small ponderomotive energy the ac Stark shift can be omitted.

If the photon energy is smaller than the ionization potential, one-photon ionization is impossible because of energy conservation. On the other hand, $k+1$, $k+2$, \dots photon ionization is possible but unlikely in the LOPT regime. The latter predicts that the ionization rate $\Gamma_k(I, \omega)$ for a k -photon process is proportional to the k -th power of the light intensity (see, e.g., [5]), i.e.,

$$\Gamma_k(I, \omega) = \sigma_k(\omega) I^k, \quad (81)$$

where the coefficient $\sigma_k(\omega)$ denotes the generalized cross section for k -photon ionization. As long as $\Gamma_k T \ll 1$ the ionization probability is also proportional to Γ_k . Figure 3 shows the numerical results obtained with `ionization.cc` in `src/ionization`, confirming the power-law behavior in the multiphoton LOPT regime.

4.3 Calculation of the neon ground state configuration

In this example, the total energy of the neon atom will be calculated within the Kohn-Sham formalism of density-functional theory. The theoretical background is presented above in Sec. 2.

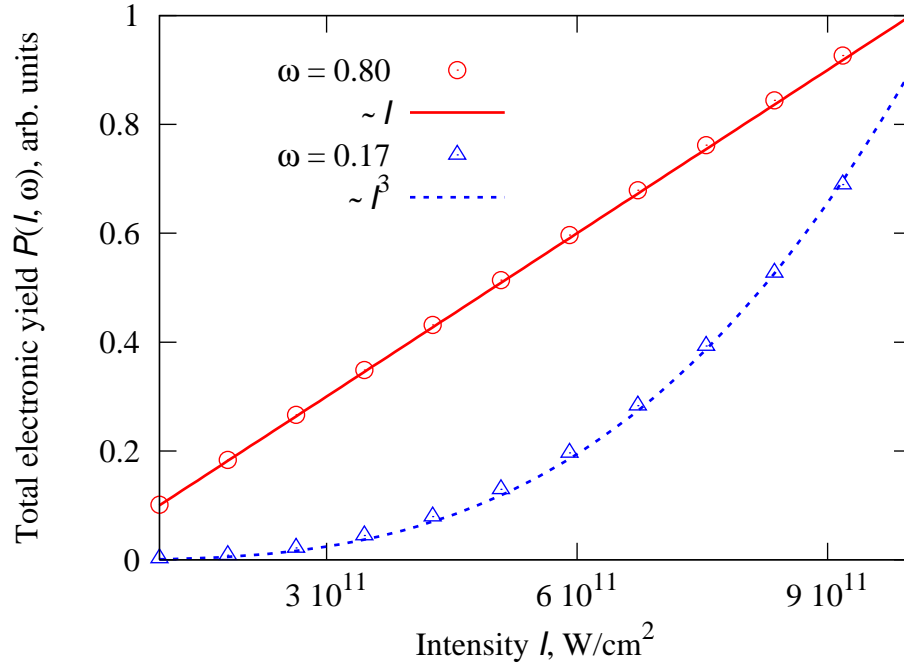


Figure 3: Ionization probability after a 20-cycle \sin^2 -pulse vs laser intensity for the two carrier frequencies $\omega = 0.8$ and $\omega = 0.17$ (one and three-photon ionization, respectively). The power-law in (81) is confirmed.

In our nonrelativistic treatment, the total ground state energy of the neon atom can be calculated using only the three Kohn-Sham orbitals $\Psi_{1s}(\mathbf{r})$, $\Psi_{2s}(\mathbf{r})$, and $\Psi_{2p}(\mathbf{r})$, occupied by 2, 2, and 6 “electrons”, respectively,

```
// *** declare the grid ***
nuclear_charge = 10.0;
g.set_dim(34); // only 34 (linear polariz.) works in Kohn-Sham mode
g.set_ngps(10000,2,3); // we need 2 angular momenta and 3 orbitals here
g.set_delt(0.01);
g.set_offs(0,0,0);
```

The lines

```
really_propagate[0] = 1; // orbital 0 is to be propagated (not frozen!)
really_propagate[1] = 1; // orbital 1 is to be propagated (not frozen!)
really_propagate[2] = 1; // orbital 2 is to be propagated (not frozen!)

degener[0]          = 2; // two electrons in 1s shell
degener[1]          = 2; // two electrons in 2s shell
degener[2]          = 6; // six electrons in 2p subshell

ms[0]               = 0; // m quantum number of orbital 0
ms[1]               = 0; // m quantum number of orbital 1
ms[2]               = 0; // whether one puts 0,1, or -1 here
                    // does not matter for the ground state
```

```

ells[0]          = 0; // 1 quantum number of orbital 0
ells[1]          = 0; // 1 quantum number of orbital 1
ells[2]          = 1; // 1 quantum number of orbital 2

```

are self explanatory. They assign l and m quantum numbers, degeneracies (i.e., occupation numbers), and the information whether orbital no. i should be really propagated (`really_propagate[i]=1`) or considered frozen (`really_propagate[i]=0`).

As compared to the simpler case of atomic hydrogen in Sec. 4.1 the overloaded Kohn-Sham version of `propagate()` requires the radial functions V_{ee}^0 , V_{ee}^1 , and V_{ee}^2 from the multipole expansion (13) as arguments:

```

Lambdavector = wf.calculate_Lambda(g,degener);
U_H0 = wf.calculate_hartree_zero(g,Lambdavector);
U_x0 = wf.calculate_kli_zero(g,Lambdavector,ells,ms,
                             degener,islateronly,0);
V_ee_0 = U_H0 + U_x0;

wf.propagate(timestep, 0.0, g, hamilton, me, staticpot,
             V_ee_0, V_ee_1, V_ee_2, ms, nuclear_charge, really_propagate);

wf.normalize(g,ms);

```

Because all shells in ground state neon are closed, the electron density distribution is spherical, and so is the effective potential. Thus the monopole term of the effective potential $V_{ee}^0(r) = U^0(r) + V_x^{KLI\ 0}(r)$ is sufficient. The same holds for open-shell systems in the commonly applied central field approximation. The function `normalize(g,ms)` performs a Gram-Schmidt orthonormalization of the Kohn-Sham orbitals. Exchange potential (in KLI approximation) and Hartree potential are calculated using `calculate_kli_zero()` and `calculate_hartree_zero()`, respectively.

Next, a few characteristic energies are calculated and written to the file `file_obser_imag`

```

//
// calculate energies
//
orb_energs = wf.orbital_energies(0.0, g, hamilton,me,
                                staticpot, nuclear_charge);
orb_hartreesandexchange = wf.orbital_hartrees(0.0,g,me,U_H0+U_x0);
E_sp = wf.totalenergy_single_part(g,orb_energs, degener);
hartree_energy = wf.totalenergy_hartree(g,Lambdavector,U_H0);
x_energy=wf.totalenergy_exact_x(g,ells,degener);
E_tot = real(E_sp + hartree_energy + x_energy);
//
// output to observables file
//
fprintf(file_obser_imag, "%i %15.10le %15.10le %15.10le %15.10le ",
        ts,E_tot,E_sp,real(hartree_energy),real(x_energy));
for (i=0;i<g.ngps_z();i++) // loop over KS orbitals
    fprintf(file_obser_imag,

```

Table 4: Orbital-, single-particle-, Hartree-, exchange- and total energies for the neon atom after imaginary time propagation. The accuracy of the results improves with decreasing grid spacing $\Delta r = h$. The maximum radius covered by the grid was fixed to 80 au in each calculation. Exact KLI values were taken from [56, 62].

h , au \rightarrow	0.02	0.01	0.005	0.0025	exact KLI	LDA for Ne in [63]
$-\epsilon_{1s}$, au	30.79983	30.79928	30.80127	30.80188	30.80	30.3058
$-\epsilon_{2s}$, au	1.70687	1.70711	1.70722	1.70725	1.707	1.32281
$-\epsilon_{2p}$, au	0.84941	0.84941	0.84940	0.84940	0.8494	0.49803
$-E_{\text{sp}}$, au	182.6479	182.6154	182.6137	182.6114		182.2495
$E_{\text{H}}[n]$, au	66.20527	66.17606	66.16999	66.16588		65.72649
$-E_{\text{x}}$, au	12.11682	12.10324	12.10013	12.09900	12.099	11.71043
$-E_{\text{tot}}$, au	128.5595	128.5426	128.5439	128.5446	128.5448	128.2334

```
"%15.10le ",real(orb_energ[s[i]+orb_hartreesandexchange[i]]));
```

Here, we defined the orbital energy of Kohn-Sham orbital i as

$$E_{\text{orbi}} = \left\langle \Psi_i \left| -\frac{\nabla^2}{2} - \frac{Z}{r} \right| \Psi_i \right\rangle. \quad (82)$$

The result is stored in the array `orb_energ`. The single-particle energy is defined as

$$E_{\text{sp}} = \sum_i d_i E_{\text{orbi}}, \quad (83)$$

i.e., the orbital energies E_{orbi} , weighted by the occupation numbers d_i . The total energy is then given by

$$E_{\text{tot}} = E_{\text{sp}} + E_{\text{H}} + E_{\text{x}} \quad (84)$$

with E_{H} according (54) and E_{x} according (67). The orbital energies ϵ_i in (49) are given by

$$\epsilon_i = E_{\text{orbi}} + E_{\text{eei}} \quad (85)$$

where

$$E_{\text{eei}} = \int d^3r |\Psi_i(\mathbf{r})|^2 V_{\text{ee}}(\mathbf{r}) = \langle V_{\text{ee}} \rangle_i \quad (86)$$

denotes the orbital contribution due to the electron-electron interaction. In the code above, E_{eei} is stored in the array `orb_hartreesandexchange`. The sum of `orb_energ[i]` and `orb_hartreesandexchange[i]` gives ϵ_i , which is written to file `file_obser_imag` as well. Note that owing to the nonlinearity of the Kohn-Sham equation $E_{\text{tot}} \neq \sum_i d_i \epsilon_i$.

The numerical results for different grid spacings $\Delta r = h$ are collected in Tab. 4. Very good agreement with the exact KLI values is obtained. Of particular interest is the orbital energy of the valence electron, i.e., ϵ_{2p} . Imagine we want to use the effective potential V_{ee} for a single active electron calculation where only the valence electron is propagated while all others are

kept “frozen”. Such an approach will only lead to quantitative correct answers if the modulus of the orbital energy $|\epsilon_{2p}|$ is close to the first ionization potential (i.e., if Koopmans’ theorem [64] is satisfied). The ionization potential of neon is $I_p = 0.793$ showing that KLI yields an enormous improvement compared to the simpler local density approximation (LDA) which is 37% off.

A few remarks are advisable at that point.

1. In the current version of QPROP the KLI potential is implemented for the search of the ground state configuration only. Unfortunately, the multipole expansion of the KLI expansion is utterly complicated if the Kohn-Sham orbitals loose their well-defined l quantum number (as it is the case when the laser field is switched on). For more details see the extra documentation in `doc` or online [41]. The Hartree potential, on the other hand, can be evaluated using the time-dependent, perturbed Kohn-Sham orbitals up to the quadrupole.
2. As in any nontrivial optimization problem, it is not given for granted that the Gram-Schmidt orthonormalization during imaginary time propagation in the Kohn-Sham mode converges to the correct ground state configuration. The better are the initial guesses for the orbitals, the higher is the chance to find the true ground state. For the case of neon with only a few orbitals this is not a critical issue. We found out that for heavier atoms it is a good strategy to “build up” the electron configuration step by step, i.e., starting with an ion and adding one electron after the other. In that way we successfully generated the ground state configuration of xenon.
3. With a bad initial guess the orbital energies may cross during imaginary time propagation. However, for a proper KLI potential it is important that the last orbital (i.e., the orbital with the highest index i) remains the outermost one during imaginary time propagation, since it is this orbital that is excluded from the sum in (63). Moreover, the sequence of orbitals must remain consistent with their degeneracies.
4. It is instructive (and a good test) to choose instead of the three orbitals above five orbitals $1s, 2s, 2p_{-1}, 2p_0, 2p_1$, all occupied by 2 electrons. The results in Tab. 4 are not affected, of course.

4.4 Energy analysis of the final wavefunction

Besides the actual time propagation, the QPROP package provides a tool to evaluate energy spectra and angular distributions of the photoelectrons. The spectral analysis of the final wavefunction is performed using the window-operator approach introduced in Sec. 2.6. Here, we present an implementation of it called WINOP.

The program `winop.cc` is located in the subdirectory `src/winop`. It computes the probability distributions (76) and (77) from a one-electron wavefunction $\Psi_i(\mathbf{r})$ given in form of either the expansion (15) or expansion (17).

First, the energy range and spectral resolution is defined:

```
//
// set a few essential parameters for the calculation of the spectra
```

```

//
lnoofwfoutput    = 1;      // 0 -- initial state, 1 -- final state.
no_energ         = 2750;   // number of energy bins
gamma            = 1.0e-4; // half width of the window operator (72)
energy_init      = -0.55;  // first energy; last energy then is
                        // energy_init + (no_energ-1)*2*gamma

// define for how many angles (77) should be evaluated
no_theta         = 1;     // no_theta angles between 0 and (1-1/no_theta)*pi
no_phi           = 1;     // no_phi angles between 0 and (1-1/no_phi)*2*pi

```

The variable `lnoofwfoutput` specifies which of the stored wavefunctions should be considered for the calculation of the spectrum. This is important if several wavefunctions (or orbitals) are saved in the same file. In `src/hydrogen/hydrogen_re.cc`, for instance, the wavefunction is saved two times: before the propagation loop and after so that `lnoofwfoutput` can be 0 (for an analysis of the initial wavefunction) or 1 (for the analysis of the final wavefunction).

The next three parameters define the spectral range and resolution. The latter is governed by the parameter γ of the window-operator (72): the smaller it is the higher is the spectral resolution. The variables `no_theta` and `no_phi` specify the number of angles for which the directional spectra (77) are evaluated.

In order to ensure that the spectra are really calculated with respect to the proper Hamiltonian, the same `potentials.cc`-file should be used for both the wavefunction propagation and the spectral analysis. For the latter only the unperturbed, spherically symmetric Hamiltonian is taken into account.

The grid associated with the wavefunction to be loaded is determined from the info-file generated by the propagation program (e.g., `hydrogen_re.cc` in `src/hydrogen`) and stored in `g_load`. It is sometimes advisable to calculate the spectra on a grid that is larger than the grid on which the wavefunction was obtained because the energy resolution in the continuum increases when the grid radius is increased. In fact, our numerical grid is a spherical box whose discrete energy levels lie the closer together the bigger the radius is chosen. Since the level spacing increases with increasing energy, high resolution at high energies is only obtained for sufficiently large grid radii. Grid `g` is used for the analysis. The loaded wavefunction is then regridded from `g_load` to `g`.

The core of `winop.cc` is a loop over the energy bins centered at \mathcal{E} . Inside the loop, the function

```

winop_fullchi( fullchi, result_lsub, &result_tot, energ, gamma,
              staticpot, V_ee_0, nuclear_charge, g, wf, iv);

```

calculates the state $|\chi_{\mathcal{E}\gamma n}\rangle$ for order $n = 3$ and gives it back as an object of class `wavefunction`, named `fullchi`. The latter is needed to evaluate (76) and (77). The partial results

$$P_{lm\gamma n}(\mathcal{E}) = \int dr R_{lm}^{X*}(r) R_{lm}^X(r) \quad (87)$$

are of interest because they reflect selection rules related to angular momentum. They are returned via the array `result_lsub`. Moreover, the partial spectra (87) may be used to

check the convergence of the wavefunction propagation with respect to the number of angular momenta L : if the partial contribution for $l = L - 1$ is sizeable, L should be increased.

The output of `winop.cc` to file `file_res` in the case of the restricted expansion (linear polarization) (17) is organized as follows:

column 1	columns 2 to $L + 1$	column $L + 2$	columns $L + 3$ to $L + 3 + \text{no_phi} * \text{no_theta}$
Energy \mathcal{E}	part. spectra Eq. (87)	total Eq. (76)	angular resolved Eq. (77)

In the last `no_phi*no_theta` columns the results are stored in the form

$$\begin{aligned}
(\theta, \varphi) &= (0, 0), (\Delta\theta, 0), (2\Delta\theta, 0) \cdots (\pi - \Delta\theta, 0), \\
&\quad (0, \Delta\varphi), (\Delta\theta, \Delta\varphi), (2\Delta\theta, \Delta\varphi) \cdots (\pi - \Delta\theta, \Delta\varphi) \\
&\quad \vdots \\
&\quad (0, 2\pi - \Delta\varphi), (\Delta\theta, 2\pi - \Delta\varphi) \cdots (\pi - \Delta\theta, 2\pi - \Delta\varphi)
\end{aligned}$$

with $\Delta\theta = \pi / \text{no_theta}$ and $\Delta\varphi = 2\pi / \text{no_phi}$.

In the case of the general expansion (15) we have additional output for the various m quantum numbers:

column 1	columns 2 to $L^2 + 1$	column $L^2 + 2$	columns $L^2 + 3$ to $L^2 + 3 + \text{no_phi} * \text{no_theta}$
Energy \mathcal{E}	part. spectra Eq. (87)	total Eq. (76)	angular resolved Eq. (77)

Columns 2 to $L^2 + 1$ contain the $P_{lm\gamma m}(\mathcal{E})$ in the form

$$(l, m) = (0, 0), (1, -1), (1, 0), (1, 1), (2, -2), (2, -1) \cdots (L - 1, L - 1),$$

i.e., m is the faster running index.

The actual `winop.cc` example-file the user finds in the `src/winop`-directory reads the final wavefunction generated by the example for circular polarization in the following Sec. 4.5. However, the user may try to adapt the `winop.cc`-file in order to analyze a final wavefunction generated by `ionization.cc` described in Sec. 4.2.

As a test we reproduced the photoelectron spectrum obtained by Schafer and Kulander in [38]. The laser parameters were chosen as specified in [38]. They are explicitly given in the caption of Fig. 4. The photon energy $\hbar\omega = 2.33 \text{ eV}$ corresponds to six-photon ionization in lowest order. Since we have to allow for multiphoton absorption with each photon increasing the angular quantum number l by one, L was set to 15. The fastest electrons to be resolved in the spectrum must not reach the absorbing boundary within the simulation time. To be safe, 40000 grid points in radial direction and $\Delta r = 0.1$ were chosen.

After having generated the final wavefunction with QPROP, WINOP was used to calculate the spectrum shown in Fig. 4. One clearly identifies eight above-threshold ionization peaks. The peaks are located at

$$\mathcal{E}_k = -|\mathcal{E}_{1s}| + k\omega - U_p, \quad k = k_{\min}, k_{\min} + 1, k_{\min} + 2, \dots$$

and separated by $\hbar\omega$. The U_p -shift away from the “naively” expected position at $-|\mathcal{E}_{1s}| + k\omega$ is due to the ac Stark-effect. The integer k_{\min} is the smallest integer k that yields $\mathcal{E}_k > 0$.

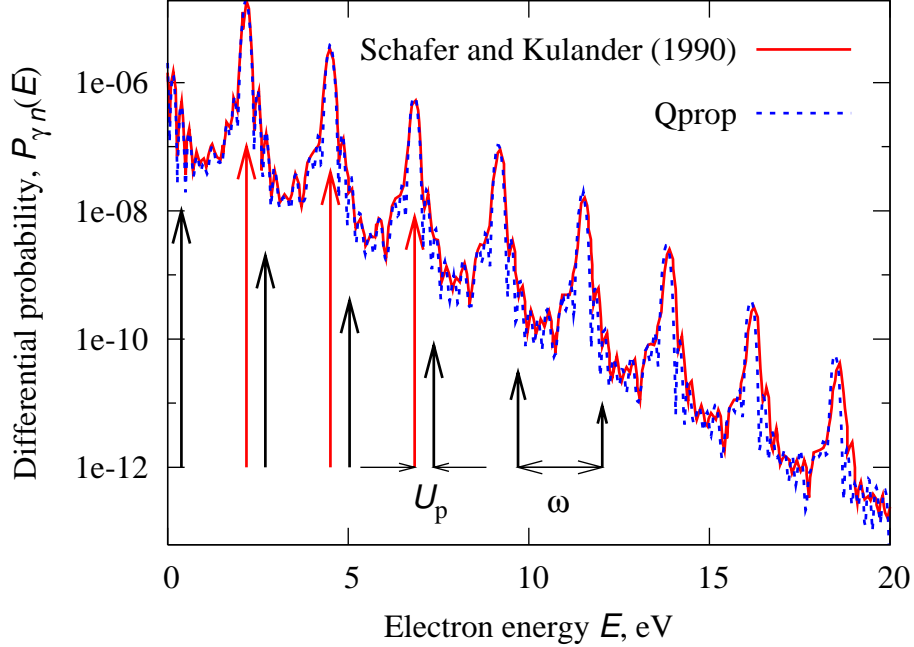


Figure 4: Continuum part of the electron spectrum of H(1s) according Eq. (76) after the interaction with a linearly polarized, $\lambda = 535$ nm laser pulse of intensity $2 \cdot 10^{13}$ W/cm² with a trapezoidal profile in the electric field (up and down-ramped over 2 cycles, constant over 10 cycles). An energy bin of half-width $\gamma = 1.25 \cdot 10^{-2}$ eV was chosen. There is good agreement between the spectrum by Schafer and Kulander [38] and ours. The formation of a sequence of peaks, all separated by $\hbar\omega$, is the manifestation of so-called above-threshold ionization where the electron absorbs more photons than necessary to reach the continuum. The shift of the peaks by the ponderomotive energy U_p is due to the ac Stark shift of the continuum (with respect to the ground state).

The minor differences between the two curves in Fig.4 is due to the slightly different definition of $P_{\gamma n}(\mathcal{E})$ in [38], the different orders n used, and—most importantly—the final wavefunctions that were used for the analysis. The latter were obtained independently using different propagation algorithms.

4.5 Rabi-flopping in a circularly polarized laser field

In the last example we consider a hydrogen atom, driven resonantly by a circularly polarized laser field in dipole approximation,

$$\mathbf{E}(t) = \hat{E}[\cos(\omega t)\mathbf{e}_x - \sin(\omega t)\mathbf{e}_y]. \quad (88)$$

The field vector rotates clockwise in the xy -plane. The laser frequency is chosen to be resonant with the $1s \leftrightarrow 2p$ -transition,

$$\omega = \mathcal{E}_{2p} - \mathcal{E}_{1s} = \frac{3}{8}.$$

Owing to the resonant driving a two-level approximation is adequate for not too high field amplitudes \hat{E} , i.e.,

$$|\Psi(t)\rangle = d_{1s}(t) \exp(-i\mathcal{E}_{1s}t)|1s\rangle + d_{2p}(t) \exp(-i\mathcal{E}_{2p}t)|2p_{-1}\rangle, \quad d_{1s}(0) = 1, \quad d_{2p}(0) = 0. \quad (89)$$

Here we assume that the atom starts in the $1s$ ground state, and we make use of the fact that the $2p$ level with $m = -1$ will be predominantly populated (as will be justified below). The time evolution of the two populations $|d_{1s}(t)|^2$ and $|d_{2p}(t)|^2$ is then governed by the differential equations

$$\frac{d}{dt}d_{1s}(t) = -\frac{1}{2}i\hat{E}M_- d_{2p}(t), \quad (90)$$

$$\frac{d}{dt}d_{2p}(t) = -\frac{1}{2}i\hat{E}M_-^* d_{1s}(t) \quad (91)$$

where

$$M_- = \langle 2p_{-1} | r \exp(i\varphi) \sin \theta | 1s \rangle = \frac{256}{243}. \quad (92)$$

As a consequence, the ground state population evolves according

$$|d_{1s}(t)|^2 = \cos^2\left(\frac{\Omega_R}{2}t\right) \quad (93)$$

where Ω_R is the so-called Rabi frequency (see any text book on quantum optics, e.g., [65]). In our case one has

$$\Omega_R = M_- \hat{E} = \frac{256}{243} \hat{E}. \quad (94)$$

The example code can be found in the subdirectory `src/circ`. Since we are dealing with circular polarization we need to employ the general expansion (15) and therefore set `g.set_dim(44)`. The program `circ_im.cc` generates the hydrogen ground state on a numerical grid with $N_r = 1000$, $L = 1$, and $\Delta r = h = 0.15$. The ground state wavefunction (stored in `./res/circ_im_wf_fin-44-1000-1.50e-01.dat`) and the corresponding info file (stored in `./res/circ_im_info-44-1000-1.50e-01.dat`) are read by the program `circ_re.cc`, which performs the actual time propagation.

The propagation algorithm for elliptical polarization using the wavefunction expansion (15) is significantly more involved than the method for linear polarization explained in Sec. 2.2. A detailed description can be found online at [41] and in the directory `doc`. Here we only note that in propagation mode 44 the vector potential must be of the form

$$\mathbf{A}(t) = A_x(t) \mathbf{e}_x + A_y(t) \mathbf{e}_y \quad (95)$$

so that the Hamiltonian (with the purely time-dependent term $\sim \mathbf{A}^2(t)$ transformed away) reads

$$H(t) = -\frac{1}{2}\nabla^2 + V(r) + V_I(t) \quad (96)$$

where

$$V_I(t) = -iA_x(t)\partial_x - iA_y(t)\partial_y. \quad (97)$$

The vector potential components A_x and A_y are defined in `potentials.cc`. In order to match (88) they are chosen as

$$A_x(t) = -\frac{\hat{E}}{\omega} \sin(\omega t), \quad A_y(t) = -\frac{\hat{E}}{\omega} \cos(\omega t). \quad (98)$$

Real time propagation is performed for $\hat{E} = 3.774 \cdot 10^{-3}$ (corresponding to $5 \cdot 10^{11}$ W/cm²) on a numerical grid with $N_r = 1000$, $h = 0.15$, and $L = 4$. The expected Rabi-frequency (94) is $\Omega_R = 3.976 \cdot 10^{-3}$. Fig. 5 shows that the temporal behavior of the ground state population (i.e., the third column in the output file `./res/circ_re_obser-0.375000-44-1000-1.50e-01.dat`) is in excellent agreement with Eq. (93).

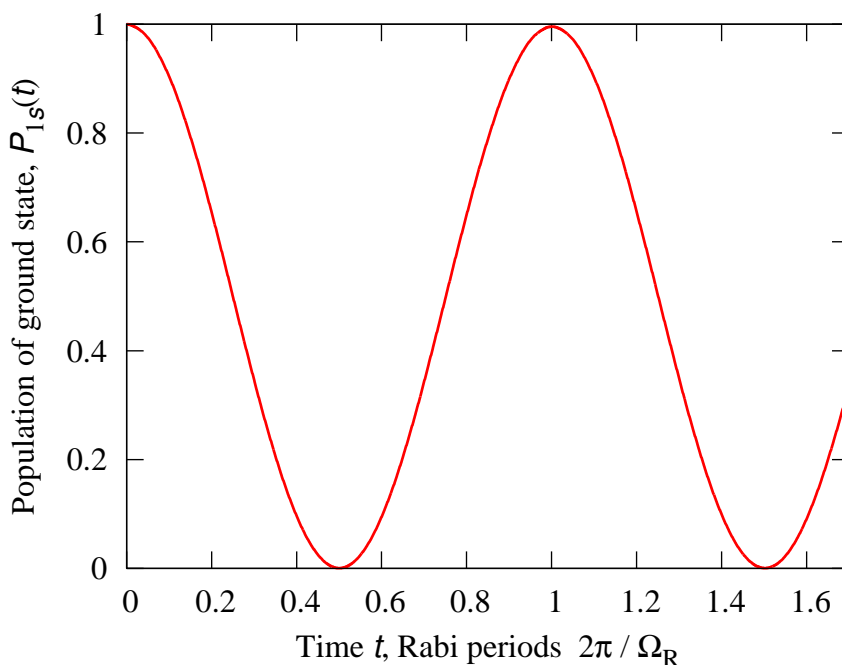


Figure 5: Population $P_{1s}(t) = |d_{1s}(t)|^2$ vs time, rescaled with the help of the expected Rabi frequency (94) $\Omega_R = 3.976 \cdot 10^{-3}$.

Figure 6 shows the result of a spectral analysis using the program `winop_circ.cc`⁶ in `src/winop`, which reads the final wave function stored in `src/circ/res/circ_re_wf-0.375000-44-1000-1.50e-01.dat` and the corresponding info file. Moreover, `potentials.cc` in `src/circ` is included for the proper definition of the unperturbed Hamiltonian. The spectra are calculated in the energy range $[-0.55, 0.0]$ with a resolution $\gamma = 10^{-4}$. On the logarithmic scale down to 10^{-50} and beyond in Fig. 6 many more states than just the $1s$ and the $2p_{-1}$ are populated. However, looking up the populations of the $n = 2$ -levels at $\mathcal{E} = -1/8$ in the file `./res/res-0.375000-44-1000-4-2.000e-04-1.000e-04.dat` one infers that the next “important” state (the $2p_1$) is already a factor $\approx 10^{-5}$ less populated than the $2p_{-1}$. Hence, the two-level approximation is very well applicable at $5 \cdot 10^{11}$ W/cm².

⁶This file should be copied to `winop.cc` before using `make` for compilation.

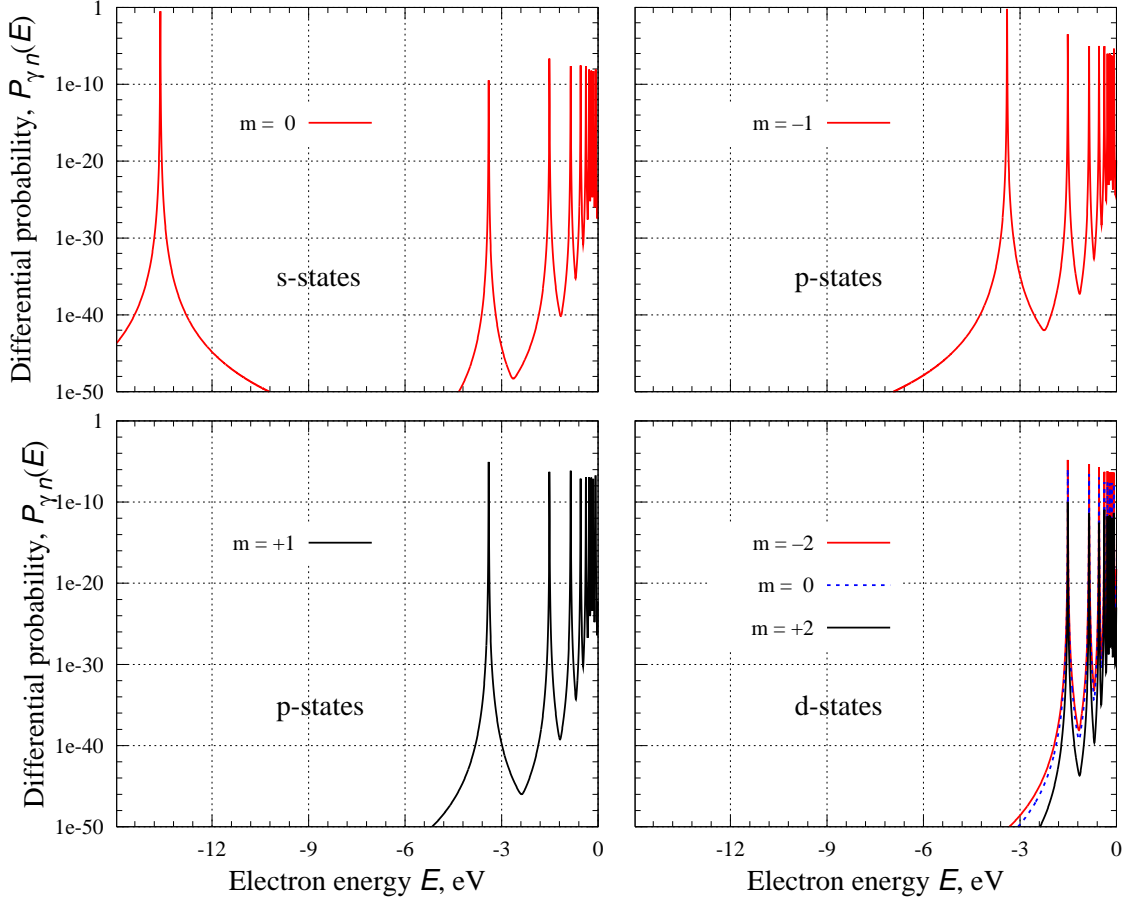


Figure 6: Partial spectra for $l = 0$ (s -states), $l = 1$ (p -states), $l = 2$ (d -states), $l = 2$ (f -states), and the different m -quantum numbers (plotted in different colors). States with ms not shown are not populated at all.

By virtue of the partial spectra in `./res/res-0.375000-44-1000-4-2.000e-04-1.000e-04.dat` it is also observed that the population of all states p_0 , d_{-1} , d_1 , f_{-2} , f_0 , f_2 remain *exactly* zero. This is because all couplings generated by the Hamiltonian (96) (with a vector potential (97)) require $|\Delta m| = 1$ and $|\Delta l| = 1$. As long as one starts with a well-defined state of the unperturbed system one could remove all the strictly unpopulated states in the expansion (15), thus saving a considerable amount of run-time. In cases where, for instance, the initial state is the ground state one could replace the general expansion (15) by

$$\Psi_i(\mathbf{r}t) = \frac{1}{r} \sum_l \sum_{m+=2} \Phi_{ilm}(rt) Y_{lm}(\Omega),$$

where $\sum_{m+=2}$ runs in steps of 2, i.e., $m = -l, -l+2, \dots, l$. However, we did not implement this in the present version of QPROP in order to allow also for the propagation of superpositions of states with different ms .

It is interesting to increase the laser intensity so that more and more states—including the continuum—become involved, and the two-level approximation breaks down. Note that for

obtaining converged results both N_r and L must be increased appropriately. It is known that at higher laser intensity the lowest-order photoelectron peak at $\mathcal{E} \approx \mathcal{E}_{1s} + 2\hbar\omega$ splits into two, separated by the Rabi frequency Ω_R [66]. The interested reader may try to reproduce this result using QPROP.

4.6 Other tests

Besides Kohn-Sham orbital energies and the comparison in Fig. 4, additional tests of the QPROP package have been performed. Ionization rates were determined from the time-dependent norm on the numerical grid and compared with the highly precise ionization rates obtained with the help of the Floquet code [21]. Excellent agreement is obtained for sufficiently small Δr and Δt , and sufficiently large grid. The grid size is either determined by the excursion \hat{E}/ω^2 of the electrons in the laser field or the distance travelled by the fastest electrons that should be resolved in the final photoelectron spectra. If it is not necessary to resolve electrons beyond a certain threshold energy they may well be absorbed by the imaginary potential without spoiling the observables of interest. In any case, checking the results for convergence with respect to grid size, Δr , and Δt is a must.

The code was further tested by propagating a free Gaussian wave packet in a laser field—a problem that can be solved analytically. If, with increasing laser amplitude (i.e., increasing excursion) both the number of grid points in radial direction and the maximum l -quantum number $L - 1$ were increased appropriately, excellent agreement was obtained.

Our simulations of high order harmonic generation in many-electron atoms indicate that the truncation of the Hartree potential expansion after the quadrupole is safe: the spectra hardly change when the quadrupole term is omitted. Even the monopole alone is sufficient for a wide range of laser parameters.

5 Summary and Outlook

The QPROP package has been introduced. The purpose of the package is to study atoms or other (initially) spherical systems in strong laser fields. QPROP allows to investigate a great variety of nonperturbative phenomena including above-threshold ionization, high-order harmonic generation, and stabilization. The full time propagation of nonrelativistic, one-electron wavefunctions is realized. Effective potentials incorporating electron-electron repulsion and exchange can be taken into account. Further development will be aimed at removing the following restrictions:

The external field is currently treated in dipole approximation only, i.e., $\exp[i(\omega t - \mathbf{k}\mathbf{r})]$ is approximated by $\exp(i\omega t)$. Going beyond the dipole approximation by taking into account the next order, $\exp[i(\omega t - \mathbf{k}\mathbf{r})] \approx \exp(i\omega t)(1 - i\mathbf{k} \cdot \mathbf{r})$, allows to study new phenomena related to the $\mathbf{v} \times \mathbf{B}$ -electron drift in \mathbf{k} -direction. The azimuthal symmetry is broken then so that (15) has to be employed.

Many-electron systems can be currently treated only on a Kohn-Sham level using either the local density approximation or KLI. Although *ab initio* in principle, many important observables cannot be calculated in practice because their functional dependences on the Kohn-Sham orbitals are unknown. If, on the other hand, the full, generally correlated, many-electron

wavefunction (or a reasonable approximation to it) is available, the computation of observables is straightforward. However, already the time propagation of a two-electron wavefunction is a demanding task [13, 25] as soon as the continuum becomes involved. For few-electron systems, the time-dependent multi-configurational Hartree-Fock method or related approaches are worth being investigated. Our current activities show that the implementation of such kind of schemes benefits heavily from the routines provided by QPROP.

Acknowledgement

This work was supported by the Deutsche Forschungsgemeinschaft.

References

- [1] P. Agostini and L. F. DiMauro, *Rep. Prog. Phys.* **67** (2004) 813.
- [2] W. Becker, F. Grasbon, R. Kopold, D.B. Milošević, G.G. Paulus, and H. Walther, in *Adv. At. Mol. Opt. Phys.* **48** (2002) 35.
- [3] C.J. Joachain, M. Dörr and N.J. Kylstra, in *Adv. At. Mol. Opt. Phys.* **42** (2000) 225.
- [4] Th. Brabec and F. Krausz, *Rev. Mod. Phys.* **72** (2000) 545.
- [5] N. B. Delone and V. P. Krainov, *Multiphoton processes in atoms* (Springer, Berlin, 1999).
- [6] M. Protopapas, C.H. Keitel, and P.L. Knight, *Rep. Prog. Phys.* **60** (1997) 389.
- [7] Q. Su and J. H. Eberly, *Phys. Rev. A* **44** (1991) 5997.
- [8] Ue-Li Pen and T. F. Jiang, *Phys. Rev. A* **46** (1992) 4297.
- [9] Qun Chen and Ira B. Bernstein, *Phys. Rev. A* **47** (1993) 4099.
- [10] R. Grobe and J. H. Eberly, *Phys. Rev. A* **48** (1993) 4664.
- [11] M. S. Pindzola, P. Gavras, and T. W. Gorczyca, *Phys. Rev. A* **51** (1995) 3999.
- [12] Charles Cerjan and Ronnie Kosloff, *interactions Phys. Rev. A* **47** (1993) 1852.
- [13] Edward S. Smyth, Jonathan S. Parker and K. T. Taylor, *Comp. Phys. Comm.* **114** (1998) 1.
- [14] H. G. Muller, *Laser Physics* **9** (1999) 138.
- [15] Xiao-Min Tong, Shih.-I. Chu, *Chem. Phys.* **217** (1997) 119.
- [16] H. Bachau, E. Cormier, P. Decleva, J. E. Hansen and F. Martín, *Rep. Prog. Phys.* **64** (2001) 1815.
- [17] I. V. Puzynin, A. V. Selin and S. I. Vinitzky, *Comp. Phys. Comm.* **126** (2000) 158.
- [18] Charles Cerjan and K. C. Kulander, *Comp. Phys. Comm.* **63** (1991) 529.

- [19] M. Nurhuda and F.H.M. Faisal, Phys. Rev. A **60** (1999) 3125.
- [20] Uri Peskin and Nimrod Moiseyev, J. Chem. Phys. **99** (1993) 4590.
- [21] R.M. Potvliege, Comp. Phys. Comm. **114** (1998) 42.
- [22] Shih-I Chu and Dimitry A. Telnov, Phys. Rep. **390** (2004) 1.
- [23] W. Reinhardt, Annu. Rev. Phys. Chem. **33** (1978) 223.
- [24] Armin Scrinzi and Bernard Piraux, Phys. Rev. A **58** (1998) 1310.
- [25] K. J. Meharg, J. S. Parker and K. T. Taylor, J. Phys. B **38** (2005) 237.
- [26] W. Kohn, Rev. Mod. Phys. **71** (1999) 1253.
- [27] R.M. Dreizler and E.K.U. Gross, *Density Functional Theory* (Springer, Berlin, 1990).
- [28] R.G. Parr and W. Yang, *Density-Functional Theory of Atoms and Molecules* (Oxford University Press, Oxford, 1989).
- [29] D. Joubert, *Density Functionals: Theory and Applications* (Springer, Berlin, 1998).
- [30] C. Fiolhais, F. Nogueira, M. Marques (Eds.), *A Primer in Density Functional Theory* (Springer, Heidelberg, 2003).
- [31] Erich Runge and E.K.U. Gross, Phys. Rev. Lett. **52** (1984) 997.
- [32] K. Burke and E.K.U. Gross, in [29] p. 116.
- [33] C.A. Ullrich, S. Erhard, and E.K.U. Gross, in *Super Intense Laser Atom Physics IV*, H.G. Muller and M.V. Fedorov, (Eds.) (Kluwer, 1996) p. 267.
- [34] Miguel A.L. Marques and E.K.U. Gross, in [30] p. 144.
- [35] Miguel A. L. Marques, Alberto Castro, George F. Bertsch and Angel Rubio, Comp. Phys. Comm. **151** (2003) 60.
- [36] W. Russel Burdick, Yousef Saad, Leor Kronik, Igor Vasiliev, Manish Jain and James R. Chelikowsky, Comp. Phys. Comm. **156** (2003) 22.
- [37] Xiao-Min Tong, Shih.-I. Chu, Phys. Rev. A **57** (1998) 452.
- [38] K. J. Schafer and K. C. Kulander, Phys. Rev. A **42** (1990) 5794.
- [39] K. J. Schafer, Comp. Phys. Comm. **63** (1991) 427.
- [40] J. B. Krieger, Yan Li and G. J. Iafrate, Phys. Rev. A **45** (1992) 101.
- [41] <http://www.qprop.de>
- [42] D. Bauer, D.B. Milošević, and W. Becker, J. Mod. Opt. (in press)
- [43] D.B. Milošević, D. Bauer, and W. Becker, J. Mod. Opt. (in press)

- [44] D. Bauer, D. B. Milošević, and W. Becker, Phys. Rev. A **72** (2005) 023415.
- [45] F. Lindner, M.G. Schaetzl, H. Walther, A. Baltuška, E. Goulielmakis, F. Krausz, D.B. Milošević, D. Bauer, W. Becker, and G.G. Paulus, Phys. Rev. Lett. **95** (2005) 040401.
- [46] D. Bauer, Phys. Rev. Lett. **94** (2005) 113001.
- [47] D. Bauer and F. Ceccherini, pulses, Phys. Rev. A **66** (2002) 053411.
- [48] D. Bauer and F. Ceccherini, Optics Express **8** (2001) 377.
- [49] J. Crank and P. Nicolson, Proc. Cambridge Philos. Soc. **43** (1947) 50.
- [50] E. Cormier and P. Lambropoulos, J. Phys. B **29** (1996) 1667.
- [51] S. Chaturverdi, A. K. Kapoor, and V. Srinivasan, J. Phys. A **31** (1998) L367.
- [52] K. Boucke, H. Schmitz, and H.-J. Kull, Phys. Rev. A **56** (1997) 763.
- [53] D. Neuhasuer (misspelling, should read “Neuhauser”) and M. Baer, boundary conditions J. Chem. Phys. **90** (1989) 4351.
- [54] R.T. Sharp and G.K. Horton, Phys. Rev. **90** (1953) 317.
- [55] James D. Talman and William F. Shadwick, Phys. Rev. A **14** (1976) 36.
- [56] T. Grabo, T. Kreibich, S. Kurth and E.K.U. Gross, in *Strong Coulomb Correlations in Electronic Structure Calculations: Beyond the Local Density Approximation*, V.I. Anisimov (Ed.) (Gordon and Breach, 2000) p. 203.
- [57] <http://www.netlib.org/blas/>
- [58] <http://www.netlib.org/lapack/>
- [59] <http://www.netlib.org/f2c/>
- [60] <http://www.ugr.es/local/aquiran/codigos.htm>
- [61] S. Fritzsche, T. Inghoff, M. Tomaselli, Comp. Phys. Comm. **153** (2003) 424.
- [62] C. A. Ullrich and E. K. U. Gross, Comm. At. Mol. Phys. **33** (1997) 211.
- [63] <http://physics.nist.gov/PhysRefData/DFTdata/Tables/10Ne.html>
- [64] T. Koopmans, Physica **1** (1933) 104.
- [65] Marlan O. Scully and M. Suhail Zubairy, *Quantum Optics* (Cambridge University Press, Cambridge, 1997).
- [66] K. J. LaGattuta, Phys. Rev. A **47** (1993) 1560.