

SEARCH FOR POSSIBLE VARIATION OF THE FINE STRUCTURE CONSTANT

Savely G. Karshenboim*

D. I. Mendeleev Institute for Metrology (VNIIM),
St. Petersburg 198005, Russia
Max-Planck-Institut für Quantenoptik,
85748 Garching, Germany

November 23, 2018

Abstract

Determination of the fine structure constant α and search for its possible variation are considered. We focus on a role of the fine structure constant in modern physics and discuss precision tests of quantum electrodynamics. Different methods of a search for possible variations of fundamental constants are compared and those related to optical measurements are considered in detail.

1 Introduction

Fundamental constants play important role in modern physics. Some of them are really universal and enter equations from different subfields. An example is the fine structure constant α and other quantities related to properties of electron and nucleon. Electron is a carrier of the electric charge and it is the orbiting particle in any atom. Thus, its characteristics enter a great number of basic equations of atomic physics as well as various effects of electrodynamics, which are related to quantum nature of physics or discrete (atomic) nature of matter. The latter is a back door through which quantum physics enters nearly classical experiments involving the Avogadro number, Faraday constant and various properties of single species. The “hidden” quantum mechanics is in the fact of the

*E-mail: sek@mpq.mpg.de

very existence of identical objects. Thus, the electron charge e is a mark of an open or hidden quantum nature of a phenomenon.

Most quantities related to properties of electron are dimensional and thus depend on our definitions of units. The fine structure constant, which in fact is the squared electric charge of electron in natural units

$$\alpha = \frac{e^2}{4\pi\epsilon_0\hbar c}, \quad (1)$$

is dimensionless and thus its value is a “true” fundamental constant which does not depend on any conversions (like, e.g., definitions of units in International System SI) and it is one of very few fundamental constants which can be measured in actual physical experiments and originate from physics of very short distances related to Grand Unification Theories.

Proton and nuclei formed by protons and neutrons also transport electric charge in some phenomena and they are chiefly responsible for mass of classical massive objects. As attractors for orbiting electrons, nuclei are responsible for recoil and hyperfine effects. They also offer some dimensionless parameters such as mass ratio of electron and proton m_e/m_p and g factors of free proton and neutron. However, such parameters are less fundamental than the fine structure constant.

A variety of completely different approaches to an accurate determination of the fine structure constant α shows how fundamental and universal this constant is. The value of α can be determined from quantum electrodynamics (QED) of a free electron, from spectroscopy of simple atoms, from quantum nonrelativistic physics of atoms and particles, from measurement of macroscopic quantum effects with help of electrical standards. A comparison of different approaches to the determination of the fine structure constant allows us to check consistency of data from all these fields, where the determination of α involves the most advanced methods and technologies. The further output of this activity is precision QED tests and the new generation of electrical standards.

A possibility of time and space variations of some fundamental constants is very likely for a number of reasons. For example, we accept a so-called inflatory model of the evolution of our Universe and thus have to acknowledge a dramatic variation of the electron mass and electron charge at a very early moment of the evolution of the Universe. Therefore we could expect some much slower variations of these and some other quantities at the present time. A possible variation of fundamental constants is searched for in two kinds of experiments:

- measurements of the quantities easily accessible and/or potentially highly sensitive to the variations (such as experiments at the Oklo reactor);

- studies of the quantities that allow a clear interpretation, particularly in terms of fundamental physical constants.

Indeed, the only fact of a cosmological variation detected today and determination of its magnitude would be a great discovery and one could think that its clear interpretation is not so important at the initial stage of a search.

However, everybody experienced in high precision studies knows that while achieving a new level of accuracy, one very often encounters new systematic effects and sometimes it takes quite a while to eliminate them. We can expect receiving a number of different positive and negative results and without a proper interpretation we will hardly be able to compare them and check their consistency. Actually, such results have already been obtained:

- Studies of samarium abundance in uranium deposits in Oklo showed *no significant shift* of the 97.3 meV resonance while comparing the current situation with the operation of the Fossil natural fusion reactor about 2 billion years ago [1]. Since the typical nuclear energy is a few MeV per nucleon, that is a strong statement. We remind that meV stands for 10^{-3} while MeV for 10^6 eV.
- Studies of the quasar absorption spectrum imply *a relative shift* of atomic lines at the ppm level. That is a line-dependent shift (additional to the common Doppler red shift) related to the period of up to ten billion years [2]. It may be interpreted as an evidence that a value of the fine structure constant was in the far past not the same as now.
- Laboratory comparison of hyperfine splitting in cesium and rubidium finds *no variation* at the level of a few parts in 10^{15} per year [3].

With two negative and one positive results we still cannot make a statement because they are not comparable. We need some set of data obtained in a really independent way but with results clearly correlated in the case of the variation of constants.

Since quantum electrodynamics is the best advanced quantum theory and the fine structure constant is a basic electro-dynamical quantity, it is attractive to use it as an interface for a search for a possible variation of constants. Such an interface allows clear interpretation and a reasonable comparison of different laboratory experiments, which will hopefully deliver their results in one or two years.

The need to interpret the results in terms of some fundamental parameters comes basically from two reasons:

- It is of crucial importance to be able to compare results on the variation of various quantities coming from different experiments. To be compared, they have to be expressed in terms of the same universal parameters.
- Theory of Grand Unification and quantum gravity can be helpful to establish links between the variation of different fundamental constants, such as α and m_e/m_p etc. The possible links can also extend to experiments on a search for other *exotic* effects such as a violation of the equivalence principle.

The paper is substantially based on a talk at the HYPER symposium (Paris, 2002). Since a number of important results such as [4, 5, 6, 7, 8, 9, 10, 11] were published just after the meeting, the paper has been considerably enlarged and updated for this publication.

2 Quantum electrodynamics and the fine structure constant

Quantum electrodynamics (QED) of free particles and bound atomic systems allows a number of accurate tests. Most comparisons of theory versus experiment mainly confirm theory, while some of experiments show either data scatter or slight disagreement within a few standard deviations which in principle can be expected due to a big number of different experimental QED tests.

- Free QED can be tested via a study of the anomalous magnetic moment of electron and muon. The former is limited by our knowledge of the fine structure constant α while for the latter the dominant sources of the uncertainty are the experimental uncertainty and inaccuracy of our understanding of hadronic effects, i.e. effects of strong interactions.
- Bound state QED can be tested for weakly bound atoms (when the binding energy in low- Z atoms that is proportional to $(Z\alpha)^2 mc^2$, is significantly smaller than mc^2) or for the strong coupling regime realized in high- Z few-electron atoms. Advanced QED calculations allow to reach such a high accuracy that for any values of the nuclear charge Z the theoretical uncertainty for conventional atoms is due to the nuclear-structure effects. The experimental uncertainty and the uncertainty of the determination of fundamental constants are sometimes not so small and for any QED tests performed with hydrogen-like atoms, the uncertainty of the pure QED calculations is not a limiting factor today [12, 13].

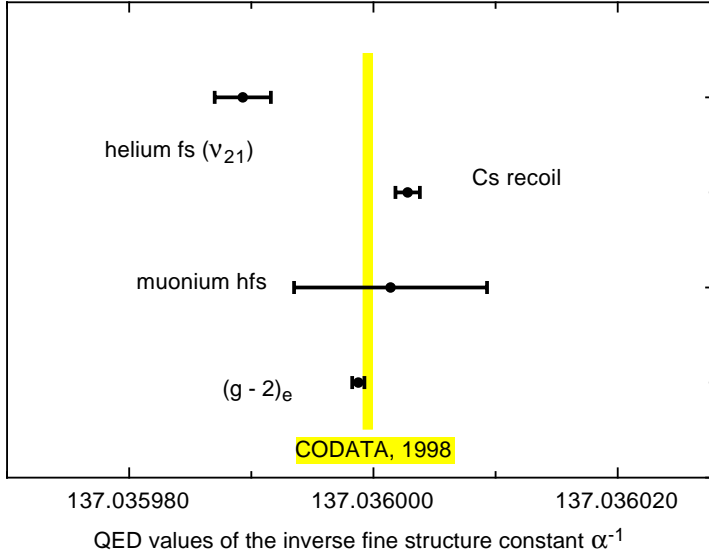


Figure 1: Determination of the fine structure constant α by means of QED and atomic physics. The presented values are from the anomalous magnetic moment of electron [14] (recently corrected in [4]), the muonium hyperfine structure [15], the helium fine structure [20, 21] and the recoil-photon experiment with cesium [17] (the proton-to-electron mass ratio is taken from [18, 19]). The CODATA result is related to the adjustment performed in 1998 [16].

To perform a successful QED calculation, one needs to know proper values of several fundamental constants related to atomic physics and quantum electrodynamics. One of the most important is the fine structure constant. Its determination by means of atomic physics and QED is summarized in Fig. 1.

We have not included into Fig. 1 any results for which the uncertainty is mainly due to electrical and material standards since the basic strategy is to determine α without involving those standards and apply its value to calibrate the standards. An accurate value of the fine structure constant is of great practical importance for electrical standards, mainly due to reproduction of *ohm* [22] and, perhaps in future, of *kilogram* [23]. The same value of electrical resistance in any measurement performed at different laboratories can be maintained with the help of the quantum Hall effect without any knowledge of the fine structure constant. However, an accurate value of α is still needed for a proper *reproduction* of the basic electrical units of

SI in order to avoid any inconsistency between the units of different physical quantities. For example, the mentioned above quantum Hall resistance (so called von Klitzing constant) is

$$R_K = \frac{h}{e^2} = \frac{\mu_0 c}{2\alpha} . \quad (2)$$

If the electrical standards accomodate an incorrect value of the quantum Hall resistance R_K , it will lead to either a breakdown of the Ohm law (if *ohm*, *volt* and *ampere* are treated in an inconsistent way) or to a discrepancy (via the Ampere law) between *watt* determined from electrical and mechanical units.

3 Are fundamental constant really fundamental?

Theory is not in position to produce any quantitative prediction, giving instead some expressions for the quantities that can be measured. To obtain any numerical results for those theoretical expressions, one needs some values of the fundamental constants for the input data. This need for proper input data limits accuracy even in a perfect theory. Those fundamental constants originate from the Hamiltonian that describes free particles and their interactions.

However, one needs to distinguish clearly between the unperturbed and perturbed parameters of Hamiltonian.

- The former are real fundamental constants, which in some scenario may be even fixed and in principle can be calculated. However, the unperturbed “bare” parameters, such as a bare electron charge e_0 , have *no direct relation* to any actual measurements.
- In contrast, the latter are the constants we only see in our experiments as a measured electric charge, mass etc. They are a result of perturbations and renormalizations and from the fundamental point of view they are only *effective* parameters, like, e.g., effective mass of an electron in some medium. A difference between condensed matter physics and particle physics is that an electron can be extracted from any medium and studied as free, while in the case of particle physics we cannot study an electron free of QED interactions.

The details of the renormalization $\delta e = e - e_0$ depend on physics at extremely short distances for which we have neither a proper theory nor experimental data. The theory we deal with is not appropriate there. However, for conventional problems we used not to care about bare parameters

targeting to bridge different measurements and thus expressing measured cross sections, lifetimes and energy shifts in terms of measured masses and charges. This idea was a breakthrough at the early time of QED and it opens a way to a selfconsistent description of physics of our “low-energy” world. To work for QED one needs to deal only with measurable quantities and not to care about their “real” origin. However, a situation becomes quite different when we turn to the consideration of the variation of fundamental constants. In such a case we have to care about the origin of both the bare charge e_0 and the renormalization correction δe and in particular about its dependence on details of physics at the Unification and Planck scale ($M_{\text{Pl}} = (c\hbar/G)^{1/2} \simeq 1.2 \cdot 10^{19} \text{ GeV}/c^2 \simeq 2.2 \cdot 10^{-8} \text{ g}$).

Thus, we arrive to a strange situation when there are some undetectable truly fundamental constants and some universal experimental values related to perturbed effective parameters.

Discussing a status of different fundamental constants, we have to note that there is some hierarchy among them.

- The most fundamental constants are constants related to properties of space-time, namely, \hbar , c and G , which determine the Planck units.
- Another important set of fundamental constants is formed by those which are responsible for properties of basic particles:
 - electromagnetic, weak and strong coupling constants (and, in particular, the electric charge e_0);
 - Λ_{QDC} , a dimensional parameter of quantum chromodynamics, which mainly determines observed mass of proton and neutron;
 - Yukawa coupling constants of interaction of “normal” particles with the Higgs particles which determine the lepton, quark masses and masses of intermediate bosons;
 - parameters of the Higgs Lagrangian;
 - parameters of the Cabibbo-Kobayashi-Maskawa matrix.

One can see that most of them cannot be measured precisely while some cannot be measured at all. However, it may be useful to remember about them when discussing a scenario of hierarchy of α , m_e and m_p variation. Other constants such as proton mass or magnetic moment are less fundamental.

4 Are the fundamental constant really constants?

4.1 Expressing results in terms of basic constants

Since we distinguish between perturbed and unperturbed parameters of Hamiltonian, the most obvious scenario is when variations are related to effective perturbed constants, while the truly fundamental constants do not vary. However, a direct variation of parameters of the basic Hamiltonian may be also possible.

In the introduction we made a statement that it is crucially important to be able to compare different results. Some measurable quantities can be easily related to the fundamental constants.

- Optical transitions can be in principle expressed in terms of the Rydberg constant and the fine structure constant.
- A calculation of the hyperfine intervals requires some knowledge of the magnetic moment of nuclei. A model that presents all nuclear magnetic moments in terms of a few basic constants is necessary. An only model, which can express the nuclear moments in simple terms *ab initio*, is the *Schmidt model* (see Sect. 7). Unfortunately, it is not accurate enough and introduces an uncertainty that is sometimes large and probably cannot be reduced.

There are a number of values which cannot be expressed in simple terms mainly because nuclear effects dominate are strongly involved there. One example is a low-lying resonance in samarium, similar situation arises with a study of radioactive nuclear decay in samples from early time of either Earth or meteorites, investigations of pulsar periods *etc.*

4.2 Basic constants

We do not discuss here any limits for a possible variation of the gravitational constant G because they are much weaker than limits from spectroscopy. We focus our consideration on atomic and in part molecular spectra, since they can be studied with high accuracy and can be expressed in terms of some basic constants.

From *the experimental point of view* the basic constants for interpretation of spectroscopic data are

- the fine structure constant α ;
- proton-to-electron mass ratio m_e/m_p ;

- g factor of proton;
- g factor of neutron.

The Rydberg constant Ry is not included because its variation cannot be detected. Any results can be obtained only for *dimensionless* quantities which are mainly related to the frequency/energy ratio. Rigorously speaking, a search for a variation of a dimensional value is also possible but another kind of experiment is needed. All experiments for a search of space and time variation of fundamental constants suggest two spectroscopic measurements separated in time and space. In the case of the astrophysical spectroscopic data evaluation, the *drift* of the Rydberg constant, if it happens, cannot be separated from the *red shift* due to *expansion* of the Universe or a peculiar motion of the spectroscopic and is to be interpreted as its part. To detect a drift of dimensional values in laboratory experiments, we should check that the units are the same. In practice this involves another measurement and thus the signal for variation will be related to some ratio of their data, i.e. it should be a relative measurement.

However, a measurement of time and/or space variation of a dimensional quantity is still possible if an experiment is designed to deal directly with gradients. Doing spectroscopy we can look for a variation of the fine structure constant which is dimensionless. However, looking at the propagation of light we could judge on variability of the speed of light c which is dimensional. It seems that a search for gradients is much more complicated.

In the case of the Rydberg constant it would be of interest to compare radiation from the same sources separated in time. However, in a laboratory experiment there is no reasonable way to delay the radiation for a long enough period and thus to compare a frequency of light sent from the same sources at different times. If a proper scheme is suggested, it should be applied first to detect the red shift due to the expansion of the Universe which is at a level of a part in 10^{10} per year, while the variation of constants should be at least a few orders of magnitude lower as we can see from various experiments [1, 2, 3, 5] (see also Sect. 10).

One can see that the above mentioned set of “practical” fundamental constants is really different from the “truly” fundamental one discussed above. This difference is really important from *the theoretical point of view*. In particular, looking for really fundamental constants instead of the proton-to-electron mass ratio, one has to deal with the electron and the proton mass. They are to be expressed in natural units of Grand Unification Theories (GUTs) which are related to either the Planck mass or the Unification mass. Since the origin of the electron mass (via the Higgs sector) and the proton mass (via QCD confinement) is different, they have to enter any theoretical scenario *separately*.

Expressing masses in units of the Planck mass we arrive to an experimental problem. The Planck mass enters experimental data only via gravitation effects. However, there is no data for that (see, e.g., the review [24]) with spectroscopic accuracy. An exception might be a study of pulsar periods. Potentially they can provide us with more accurate data. However, there is a number of reasons for the red shift of their period and the pulsar data can be rather of use if the variation of constants leads to a *blue shift* of the pulsar period. However, even in this case there are at least two sources of the blue shift:

- an increase of the mass of the pulsar because of picking up some amount of dust particles;
- a decrease of the Hubble red shift if the pulsar is going towards the Earth.

The red shift is proportional to the distance between the emitter (the pulsar) and the absorber (the Earth) and it has to decrease when they move towards each other. The value of the decrease is

$$\Delta z = -Hv\Delta t, \quad (3)$$

where H is the Hubble constant and v is the relative velocity. For $v = 200$ km/s the decrease of frequency is 3×10^{-14} per year. In order to interpret the blue shift of the pulsar period at a level of a part per 10^{15} per year, one has to determine the radial component of the pulsar velocity with the uncertainty below 10 km/s. Meanwhile, the radial component of velocity cannot be determined so accurately. It is unlikely that an accuracy with which a period of any pulsar can be determined is good enough to compete with spectroscopic data, however, they can deliver accurate limits on a variation of the gravitational constant G , compatible with other limitations.

4.3 Correlations between variations of different constants

There are two main problems related to the correlation of different basic constants. One is due to relations between truly fundamental constants and observable basic parameters and the other is due to relations between different fundamental constants. Let us start with the first one.

From the theory of strong interactions we know that the proton and neutron mass in the so-called chiral limit as well as any other dimensional quantities related to strong interactions are completely determined by a single parameter Λ_{QCD} . The dimensionless quantities are just constants.

However, quarks possess masses. Another violation of the chiral limit occurs due to electromagnetic interactions which involve leptonic loops. In other words, the renormalized electric charge of quarks and nucleons depends on electron mass. Let us discuss dependence on quark masses in more detail. It is well known that a parameter m_q/Λ_{QCD} is small for u and d quarks only, while it is not small for heavier quarks such as s and c . We remind that light quark masses are below $10 \text{ Mev}/c^2$, while $\Lambda_{\text{QCD}} = 216(25) \text{ Mev}/c^2$ and a mass of the s quark is between 80 and $155 \text{ Mev}/c^2$ [30].

A fraction of heavier quarks is nearly vanishing in proton and neutron and does not contribute to some of their properties, such as magnetic moment. Effects of the light quark masses can be taken into account via chiral perturbation theory (see [60] and references therein). However, heavy quarks contribute to the proton and neutron mass at the level of 10-20% because their contributions are enhanced by their masses and such contributions cannot be systematically taken into account. Note that the dependence of their contribution on the masses is not simple because the fraction of $s\bar{s}$ and $c\bar{c}$ pairs inside a proton depends on their masses.

Due to that, a practical question arises about fixing a set of basic “practical” constants in the form as above. In particular, one can suggest to combine g factors of nucleons and the mass ratio m_e/m_p . A reason for that is their sensitivity separately to the contents of the strange quark, while their combination such as μ_p/μ_B does not depend on that. However, the nuclear magnetic moment has the orbital component (proportional to the nuclear magneton) and spin component (proportional to the proton/neutron magnetic moment). The magnetic moment of a nucleon (proton or neutron) does not depend on effects due to s and c quarks, while the nuclear magneton determined via the proton mass does

$$\mu_N = \frac{e\hbar}{2m_p} . \quad (4)$$

Thus, magnetic moments and g factors actually enter equations in different combinations some of which depend on the s quark mass, while some not. A choice of a basic set is rather a matter of taste, however, variation of mass, magnetic moments and g factors are correlated.

Variations of all fundamental constants are correlated and caused by the same reasons and in principle the rate should be approximately the same. However, some hierarchy is still in place and it depends on a scenario. Let us present some examples.

- The phase transition in the inflatory model happened because of general cooling, caused by the expansion, and temperature dependence of the vacuum expectation of the Higgs field. In that case the biggest rate corresponds to the electron mass. QED with massless charged

leptons and in particular charge renormalization effects in such a theory differ very much from “conventional” QED with massive charged particles. In the massless case the electric charge does not exist in “conventional” sense since it is defined as a coupling constant for the interaction at the asymptotically large distance. The result of such a definition is divergent. However, that does not matter indeed in the hot and dense Universe where there is some characteristic distance between particles. After the phase transition which provides leptons and quarks with their masses, the Universe is still expanding and cooling and the electric charge varies now with time and temperature via the vacuum polarization contributions to renormalization but at a negligible and undetectable level. The variation of the electron mass dominates. The variation of the electric charge of the electron is slower than that of the electron mass. The variation of the proton mass is mainly caused by the contents of the strange quarks; the same is with g factors of the proton and neutron. The variation of the proton and neutron magnetic moments is even smaller and of the order of g_p/g_n .

- In the case of some oscillations (within the cosmological time scale) of the compactification radius, which enters as an effective cut-off of ultraviolet logarithmic divergences for the renormalization of the mass and charge of particles and likely determines parameters of the interaction with the Higgs sector and Λ_{QCD} , one should expect relatively fast variations of the electron and proton masses separately while the variation of their ratio strongly depends on details of the model and in principle can vanish at all. The variation of the fine structure constant is to be slower than the variation of the proton mass [25, 26]. The variation of the proton g factor is to be proportional to the strange part of the proton mass and a rate for the proton-to-electron mass ratio. The same is true for the neutron g factor.
- One more scenario can be related to a kind of a domain structure for some parameters which are not directly coupled to the vacuum energy, like, e.g., the parameters of the Cabibbo-Kobayashi-Maskawa (CKM) matrix and in particular the Cabibbo angle. In such a case the biggest variation related to spectroscopy is to be for the g factor of the proton and neutron. A domain structure may imply some relaxation on the way to the homogenous equilibrium, which has to produce a time variation to follow space variations. Another similar possibility is due to a variation of some mass ratio such as m_e/m_μ when the vacuum energy is not changed. However, the most important effect is not directly related to spectroscopy. A shift of parameters of the

CKM matrix or mass ratios will strongly affect the nuclear synthesis chain and it may happen that the same isotopes as on the Earth exist but with a different abundance, or even some isotopes stable here are unstable with shifted constants and vice versa. The spectroscopic study of transitions in the gross and fine structure from astrophysical sources cannot resolve different isotopes of the same element and with different isotopes presented the spectroscopic data will be indeed affected. Since relatively few elements are involved in analysis, the α variations may be emulated by a proper correction of fundamental constants which determine the nuclear synthesis. Lack of an accurate theory does not allow to eliminate the competition between possible α variation and different nuclear synthesis. This question requires further studies.

5 Hierarchy and scenario: two examples

A possibility that values of the fundamental constants vary with time at a cosmological scale was first suggested quite long ago [27], but no natural idea about a reason for such a variation has been suggested since. There are a number of simple reasons related to the evolution of Universe (cooling, expansion etc) which imply some small slow variation but not at a detectable level. Instead, there is a number of different models and ideas about what can cause the some bigger variations (see, e.g., [24]) which can in principle be detected present days, but the truth is that we do not really understand quantitatively the origin of a number of basic quantities (fundamental constants) of our world and in particular cannot understand details of their possible variation in time and space.

Let us consider some of the examples above in more detail. We assume that most parameters may be in principle calculated and derived within some Grand Unification Theory. One may note that $\alpha \sim 10^{-2}$ and $m_e/M_{\text{P1}} \sim 4 \cdot 10^{-23}$, so that these quantities are of such a different order of magnitude that it is hard to expect that both are calculated on the same ground. However, they can indeed become of the same order if we compare α and $\ln(M_{\text{P1}}/m_e) \simeq 51.5$. If they could be derived from first principles, the result must be something like $1/\pi^4$ or $\pi^{-2}/4\pi$ and corrected due to renormalization. How can the variations appear in such a scheme? We have two basic suggestions.

- The values derived *ab initio* are related to some equilibrium state. However, in a given moment t we observe a compactification radius $R(t)$ oscillating at a cosmological scale around an equilibrium value R_0 , which is completely determined by the Planck length $L_{\text{P1}} = \hbar/M_{\text{P1}}c$. The observable fundamental constants depend on $R(t)$ via

their renormalization and thus vary. Most of the consequences were considered above in the previous section.

- Some parameters are chosen due to a spontaneous violation of symmetry. They may have space variation (especially if this breakdown happened at the late period of the inflation) and their scatter will cause the space variation while their relaxation may be responsible for the time variation.

The inflatory model assumes some phase transition with a breakdown of symmetry and fast expansion at the same time. This phase transition was suggested (see, e.g., [28]) because we have to explain why essential properties of different parts of our Universe are the same with those parts in an earlier period although they are separated by horizon and cannot interfere with each other. The problem was solved by suggesting the inflation phase: a phase transition with so fast expansion that two points which were close to each other after the transition become separated by a horizon for a long cosmological time period. As we discussed in [29], it may produce some space non-homogenous distribution for some parameters just after the inflation and their independent time evolution in the remote horizon-separated area with a cosmological scale.

One can note that we have a number of parameters, the origin of which we do not understand (see, e.g., [30]):

- parameters of the Cabibbo-Kobayashi-Maskawa (CKM) matrix, which are responsible for different effects of the weak interactions with quarks and hadrons;
- the ratio m_μ/m_e and other mass ratios for leptons and quarks from *different* generations. Actually, even within the same generation we cannot explain values of m_e/m_u and m_d/m_u .

Let us assume that they are a result of the same spontaneous breakdown of symmetry, which caused the inflation, and their values are determined worldwide during the inflation phase. We also suggest that they are not directly coupled to the vacuum energy¹ so that their space fluctuations cannot have the same value independently. There is no reason for them to be exactly the same everywhere and thus they can slightly vary in space and time and a pattern of their current values should be “frozen out” with an increase of the horizon separating different areas of the Universe. The space dependence will lead to time variations on a way to the equilibrium.

¹There is a number of parameters due to the CKM matrix and mass ratios and we can consider the vacuum energy as their function. The energy definitely depends on some parameters, however, it may happen that there is a valley in some direction of the multiparameter space. In other words, we suggest that it is possible to coherently change some parameters in such a way that the vacuum energy is not changed.

Let us briefly discuss the consequences.

- In the leading approximation, a weak-interaction effects related to the CKM matrix will lead to some correction to the magnetic moment of proton and neutron only at a level of a part in 10^5 and thence the variation of the magnetic moments should be 10^5 weaker than a variation of the CKM parameters. The proton and electron mass will not be shifted as well as the fine structure constant. In a cosmological scale they will also contribute to parameters of effective weak interactions and in particular to neutron lifetime.
- The variation of mass parameters related to different generations like, e.g., m_μ/m_e has unclear consequences for the fine structure constant because we do not really know the origin of the ratio m_μ/m_e and do not know which combination of m_e and m_μ is coupled to the vacuum energy. Thus we cannot guess what a variation by, e.g., a factor of two means for either of two masses (in natural units of the Planck mass). It may happen that the electron and muon masses will be changed by two orders separately, or on the contrary, one mass can go up and the other down. In the first case a contribution to renormalization will be strongly affected. If masses themselves vary much faster than their ratio, a variation of the fine structure constant will be compatible with the variation of the mass ratio. In the second case the renormalization is weaker because the variation of the contributions of electron and muon loops will in part compensate each other and because they will be also suppressed by logarithmic nature of renormalization. The magnetic moments of the proton and neutron will be not changed. The proton mass will vary slightly because of the contribution of the current quark masses (particularly of that of the s quark), while the electron mass can vary with any rate. We see that any clarification of details is only possible after a model is specified.

It is most likely that the lepton and quark masses should be somehow coupled to the vacuum energy. But some their specific combinations could still be uncoupled (see the footnote above). It is more natural to expect that vacuum energy should depend on some “average” mass of all leptons and quarks and thus the second scenario is more probable.

The hierarchy is very different from, e.g., the one suggested in [26, 31] with a much faster variation of m_p/m_e than that of the fine structure constant α and the g factors. We discuss these two examples in order to demonstrate that hierarchy depends on a scenario and there is a great number of very different options for them. Further discussion of the hierarchy and scenarios is presented in [29].

Table 1: Scaling behavior of energy intervals as functions of the fundamental constants. Ry stands for the Rydberg constant, μ is the nuclear magnetic moment. The references are related to papers where use of this scaling behavior in a search for the variations was pointed out. Importance of the relativistic corrections for the hyperfine structure was first emphasized in [34], while for other atomic transitions it was discussed in [35].

| Transition | | Energy scaling | Refs. |
|--------------------------|----------------------|----------------------------|----------|
| Atomic | Gross structure | Ry | [32] |
| | Fine structure | $\alpha^2 Ry$ | [32] |
| | Hyperfine structure | $\alpha^2 (\mu/\mu_B) Ry$ | [32] |
| Molecular | Electronic structure | Ry | [33] |
| | Vibration structure | $(m_e/m_p)^{1/2} Ry$ | [33] |
| | Rotational structure | $(m_e/m_p) Ry$ | [33] |
| Relativistic corrections | | Extra factor of α^2 | [34, 35] |

6 Atomic spectroscopy and variation of fundamental constants

High-resolution spectroscopy offers a possibility to study variations of fundamental constants based on a simple non-relativistic estimation of energy intervals for atomic and molecular transitions [32, 33] (see Table 1). Importance of the *relativistic corrections* was first emphasized in [34] (studying the hyperfine intervals in different atoms) and later was explored in [35] for applications to other transitions realized in most accurate microwave and optical measurements. Recently relativistic atomic calculations were intensively used for a study of astrophysical data in [2, 35].

We have to emphasize that a study of atomic and molecular transitions in contrast to nuclear energy levels allows a reliable interpretation of the results in terms of the fundamental constants. Most of laboratory transitions and an essential part of astrophysical ones involve s levels, which have a wave function non-vanishing in the vicinity of the nucleus. The operators related to relativistic corrections are singular at short distances and the relativistic corrections involve $(Z\alpha)^2$ rather than α^2 , even for neutral atoms and singly charged ions [36, 35]. For heavy nuclei with a large value of the nuclear charge Z such relativistic effects significantly shift the non-relativistic result [35].

As an example of the application of atomic and molecular transitions, we collect in Table 2 most recent astrophysical results on the variation

Table 2: Most recent astrophysical limits for the variation of fundamental constants. Comments: *a* – based on relativistic corrections; *b* – related to H₂ molecular spectroscopy; *c* – originates from a comparison of hydrogen HFS interval with hydrogen molecular spectroscopy.

| Value | Variation | Reference | Comment |
|---|--|-----------|---------|
| $\partial \ln \alpha / \partial t$ | $(-0.5 \pm 0.1) \times 10^{-15} \text{ yr}^{-1}$ | [2] | a |
| $\partial \ln(m_p/m_e) / \partial t$ | $(5 \pm 3) \times 10^{-15} \text{ yr}^{-1}$ | [5] | b |
| $\partial \ln(\alpha^2 g_p) / \partial t$ | $(-0.3 \pm 0.6) \times 10^{-15} \text{ yr}^{-1}$ | [37] | c |

of fundamental constants. The astrophysical results used to be originally presented in terms of a variation of a constant at a given value of the red shift z . We present them in terms of a variation rate assuming a linear time dependence in order to be able to compare the astrophysical data with laboratory results which are discussed in the following sections. Since the linear drift is an open question, one should consider the data in Table 2 not as a rigorous result, but rather as an illustration.

7 Hyperfine structure and variation of nuclear magnetic moments

Successes of high resolution spectroscopy (except last few years) were mostly related to precision measurements of hyperfine structure in neutral atoms (cesium, rubidium, hydrogen etc.) or single charged ions (mercury, ytterbium etc.). Even today, despite a dramatic progress with optical transitions which presents a revolution in frequency metrology, the most accurate comparison of two frequencies is related to a comparison of hyperfine intervals in neutral cesium and rubidium [3]. It is this experiment that can potentially provide us with the most strong laboratory limit on a variation of one of fundamental constants.

However, one question remains to be solved: how to express all nuclear magnetic moments in terms of a few basic constants. At least for an odd nucleus this problem can be solved with the help of so called *Schmidt model* (see for detail [38]).

The model explains a value of the magnetic moment of a nucleus with an odd number of nucleons as a result of the spin and orbit motion of a single nucleon, while the others are coupled and do not contribute. This approximation is reasonable when the coupled nucleons form closed shells. If the shells are not closed, the corrections could be quite large and the model

Table 3: Hyperfine splitting and magnetic moment of some alkali atoms. Here: u_S is the Schmidt value of the nuclear magnetic moment μ while μ_N is the nuclear magneton. The uncertainty of the calculation in [34, 36] is estimated by comparing less accurate general results on cesium and mercury in [34, 36] with a more accurate calculation in [35]. The actual values of the nuclear magnetic moments are taken from [39]. A sensitivity to α variation is defined as $\kappa = \partial \ln(F_{\text{rel}}(\alpha))/\partial \ln \alpha$.

| Z | Atom | Schmidt value for μ (μ_S/μ_N) | Actual value for μ (μ/μ_S) | Relativistic factor $F_{\text{rel}}(\alpha)$ | κ |
|-----|---------------------|---|--|--|----------|
| 1 | H | $g_p/2$ | 1.00 | 1.00 | 0.00 |
| 4 | $^9\text{Be}^+$ | $g_n/2$ | 0.62 | 1.00 | 0.00 |
| 37 | ^{85}Rb | $5/14(8 - g_p)$ | 1.57 | 1.15, [34, 36] | 0.30(6) |
| | ^{87}Rb | $g_p/2 + 1$ | 0.74 | 1.15, [34, 36] | 0.30(6) |
| 55 | ^{133}Cs | $7/18(10 - g_p)$ | 1.50 | 1.39, [35] | 0.83 |
| 70 | $^{171}\text{Yb}^+$ | $-g_n/6$ | 0.77 | 1.78, [34, 36] | 1.42(15) |
| 80 | $^{199}\text{Hg}^+$ | $-g_n/6$ | 0.80 | 2.26, [35] | 2.30 |

is far from perfect as it is clear from Table 3 where we present some data related to atoms of interest and obtained from microwave spectroscopy.

The most accurate up-to-now frequency comparison is related to the hyperfine intervals of cesium-133 and rubidium-87 in their ground states [3], however, there is a problem of a proper interpretation of the result in terms of the fundamental constants due to significant corrections to the Schmidt values.

We have to note that in general the corrections to the Schmidt model are comparable to relativistic corrections caused by atomic effects. The relativistic corrections expressed in terms of a correcting factor to the non-relativistic result

$$\Delta E = \Delta E(\text{non-rel}) \times F_{\text{rel}}(\alpha) \quad (5)$$

are also summarized in Table 3.

However, it is not very clear which nucleus is good for a search, the one with small corrections to the Schmidt model or the one with the large corrections. Indeed, in the case of small corrections the interpretation is easier. However, as one can see from Sect. 4.3, in some models the g factor of the nucleon should vary relatively slow. In the case of chiral QCD (a limit of zero masses for the current quarks) the nucleon g factors are in principle completely determined. When one takes into account the current masses of the u and d quarks, the corrections to the nucleon magnetic

moment and the nucleon mass are negligible. However, that is not the case for the current mass of the s quark, which significantly affects the nucleon mass, but not the magnetic moment. In other words, the nuclear magneton ($e\hbar/2m_p$) is shifted with the correction to m_p , while the magnetic moments of proton and neutron are not. Since the g factor is a ratio of the nucleon magnetic moment and the nuclear magneton, the g factors of the proton and the neutron are to be shifted coherently with their ratio not affected. The main property of QCD is that in the chiral limit the dimensional value depends on a parameter Λ_{QCD} , while dimensionless ones are independent and fixed. If we accept ideas of [26] that the variations are somehow caused by variations of Λ_{QCD} , a variation of the g factors has to be relatively slow and in principle it may happen that nuclear corrections vary faster than g factors.

We also need to mention a correlation between a relative value of the correction to the Schmidt model and importance of the orbital contribution to the nuclear magnetic moment. As one can see from Table 3 the biggest corrections to the Schmidt model (^{87}Rb and ^{133}Cs) related to a destructive interference between the spin and orbit contributions. The partial cancellation between these two terms which differently depend on fundamental constants offers hyperfine intervals which are potentially the most sensitive to the variations of the constants. In all other atoms important for frequency standards in Table 3 the orbital contribution either small or vanish at all and since the g_p and g_n can vary coherently this intervals could be not quite sensitive to a variation of the QCD parameter Λ_{QCD} . In such a situation it is important to study both the magnetic moments with small corrections to the Schmidt model and those with the large corrections.

The most accurate microwave measurements are related to hyperfine intervals in hydrogen [40], ytterbium ion [41], rubidium [3] and cesium. A value of the latter is accepted by definition but one has to provide a realization of this definition which involves experimental uncertainties. The experiment with four mentioned hyperfine intervals were performed several times and provide us with some limits on the variation of their frequency. Most of experiments were carried out as *absolute measurements*, i.e. as a comparison of a frequency under study with the cesium hyperfine interval. A few more measurements were performed as *relative measurements* with a direct comparison of two different frequencies. Work on some experiments is not yet completed and we can hope that their results will be repeated with higher accuracy. There are also some experiments (see [38] for detail) which were done with high accuracy only once and unfortunately there are no plans to repeat them in close future: on beryllium [42] and mercury [43].

The Schmidt model also predicts that some nuclear magnetic moments have to be quite *small* because of a significant cancellation between the

proton spin and orbit contributions, in particular for nuclei of $1/2^-$ and $3/2^+$ (see [38] for detail). Those magnetic moments as well as small magnetic moments of even nuclei can be used to look for a variation of the fundamental constants since an enhancement may arise in them because of a substantial cancellation between contributions with different dependence on fundamental constants. Extending our interest to even and radioactive nuclei, we can note that a cancellation between different contributions (proton and neutron spins, proton orbit) can lead to a dramatically small value. For instance, the nuclear magnetic moment of ^{198}Tl ($T_{1/2} = 5.3(5)$ h) is below than a part in 10^3 of the nuclear magneton.

We have to note that often two additional neutrons do not change the nuclear magnetic moment very much and the magnetic moments for different odd isotopes of the same element are about the same. For rubidium-85 ($I = 5/2$) and for rubidium-87 ($I = 3/2$) that is not a case and their comparison will be free of a variation of the fine structure constant, so that by comparing them one can study a variation of g_p only.

8 Optical transitions and variation of the fine structure constant

Optical transitions are free of the problem of nuclear effects. There are two kinds of optical experiments:

- One can compare an optical frequency with another optical one.
- One can measure an absolute optical frequency, i.e. compare an optical frequency with a hyperfine interval in cesium.

The latter suggests a mixed optical–microwave experiment, however, the cesium frequency may be excluded from the final interpretation. The optical–optical and optical–microwave high precision relative measurements are now possible due to the recently developed frequency comb [44].

The most accurate measurements were performed with the hydrogen [45] and calcium [47] atoms and with the ytterbium [46] and mercury [47, 8] ions. All these results can contribute in accurate limits on the variation of the constants if they are repeated with high accuracy, since previous measurements were not as accurate as the most recent ones. As far as I know, all experiments are in progress and new results have to be expected soon. Somewhat less accurate results were achieved some time ago for the indium [48] and strontium [11] ions and further progress is still possible.

The claimed accuracy of experiments [45, 47, 46] (see Table 4) was at the level of a part per 10^{14} and one may doubt their high precision as well as in that in the case of microwave experiments [3, 40, 42, 41, 43]. In

Table 4: The most accurate optical measurements: results and sensitivity of the optical transitions to a time variation of α . The sensitivity to α variation is defined as $\kappa = \partial \ln (F_{\text{rel}}(\alpha)) / \partial \ln \alpha$ and presented according to [35], except for the strontium result (\star) which is our rough estimate based on [35].

| Z | Atom | Frequency [Hz] | Fractional uncertainty | κ [35] |
|-----|-----------------|----------------------------------|---------------------------|------------------|
| 1 | H | 2 466 061 413 187 103(46), [45] | 2×10^{-14} | 0.00 |
| 20 | Ca | 455 986 240 494 158(26), [47] | 6×10^{-14} | 0.03 |
| 38 | Sr ⁺ | 444 779 044 095 520(100), [11] | 22×10^{-14} | 0.25 \star |
| 49 | In ⁺ | 1 267 402 452 899 920(230), [48] | 18×10^{-14} | 0.21 |
| 70 | Yb ⁺ | 688 358 979 309 312(6), [46] | 0.9×10^{-14} | 0.9 |
| 80 | Hg ⁺ | 1 064 721 609 899 143(10), [47] | 0.9×10^{-14} | - 3.18 |
| | | 1 064 721 609 899 144(14), [8] | 1.0×10^{-14} | |

most laboratories the results were reproduced for a number of times with a different setup, e.g., with different ion traps. A few experiments were independently performed in several laboratories:

- the hydrogen hyperfine splitting was numerously measured in 1970-1980 [40] (see also [38] for detail);
- cesium standards from different laboratories were numerously compared one to another (see e.g. [49]);
- the ytterbium microwave interval was measured a few times at PTB [50] and NML [41];
- the calcium optical transition was measured a few times at PTB [51] and NIST [47].

Only one of the four mentioned above quantities is related to optical transitions. However, good understanding of a cesium standard is crucially important if we like to interpret two absolute measurements of different optical transitions realized in different laboratories as an indirect measurement of their ratio. There are also other possibilities to verify accuracy of spectroscopic experiments.

A test for the $1s - 2s$ transition was recently performed at MPQ [9]. A study of transitions for different hyperfine components and determination of their difference offer a possibility to find the hyperfine interval for the metastable $2s$ state. The uncertainty of the $2s$ hyperfine interval is 6×10^{-15}

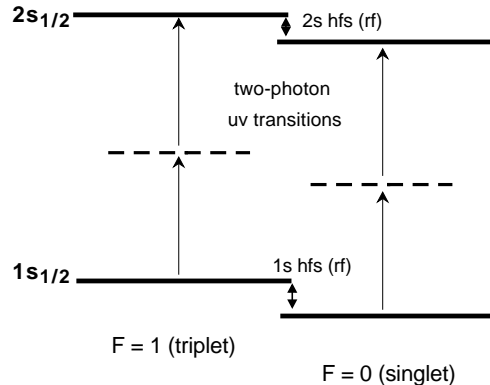


Figure 2: The level scheme for an optical measurement of the 2s hyperfine structure in the hydrogen atom [9].

of the big $1s - 2s$ interval (see Fig. 2). The optical result [9] for this microwave quantity has an accuracy higher than the recent radio frequency result [52] and it is in good agreement with theory [53].

Several transitions for hydrogen, calcium, ytterbium and mercury have been accurately measured a few times or monitored for some period. However, the monitoring was performed for a relative short period (a few months rather than a few years) and in the case of a comparison of two measurements separated by years, the second wave of the measurements (see Table 4) was more accurate than the first wave. An exception is a recent measurement on mercury [8]. After experiments [45, 47, 46] are reproduced with higher accuracy, we will obtain four values for a variation of the optical frequencies with respect to the cesium microwave frequency. The frequency f of an optical transition can be presented in the form

$$f = \text{const} \times Ry \times F_{\text{rel}}(\alpha) . \quad (6)$$

A possible variation of the value of the Rydberg constant in SI units is related to a variation of the cesium hyperfine interval in natural atomic units and cannot have simple interpretation (see Sect. 7). However, we can compare a relative drift of optical frequencies as a function of $\partial F_{\text{rel}}(\alpha)/\partial \ln(\alpha)$. The expected signature of the variation of the fine structure constant is presented in Fig. 3. The dashed line

$$\frac{\partial \ln(f)}{\partial t} = a + b \times \frac{\partial F_{\text{rel}}(\alpha)}{\partial \ln(\alpha)} , \quad (7)$$

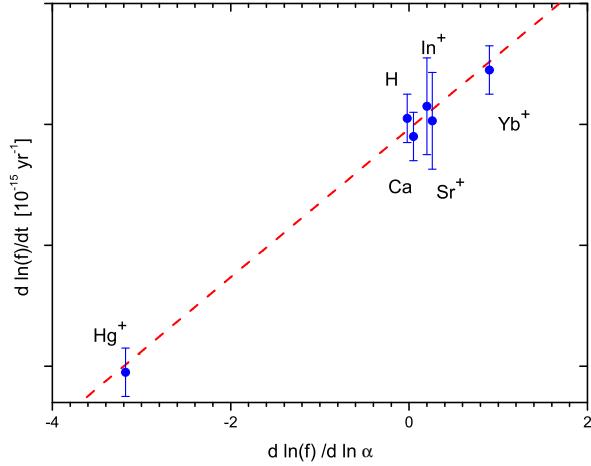


Figure 3: The expected structure of the optical data for a possible variation of the fundamental constants. A value of $\partial F_{\text{rel}}(\alpha)/\partial \ln(\alpha)$ for each transition has been taken from [35] (see Table 4 for detail).

is related to the time variation:

$$a = \frac{\partial \ln(Ry)}{\partial t} \quad (8)$$

of the Rydberg constant in the SI units and

$$b = \partial \ln \alpha / \partial t \quad (9)$$

of the fine structure constant α .

9 Application of frequency measurements to a search for the violation of the Lorentz invariance

A search for a time variation of a ratio of two frequencies can also be applied to test the Lorentz invariance. A breakdown of this invariance assumes existence of a favorite frame, but we actually have one. That is the frame where the microwave background radiation is isotropic. An only

question is whether there are any effects depending on the velocity v with respect to this frame or not. A violation of the Lorentz invariance can, for example, lead to different summation of two velocities. A transition energy has to be of the form:

$$\begin{aligned}\Delta E &= c_1 \cdot \alpha^2 mc^2 \times \left(1 + c_2 \cdot \frac{v^2}{c^2}\right) + c_3 \cdot \alpha^4 mc^2 \times \left(1 + c_4 \cdot \frac{v^2}{c^2}\right) + \\ &= \Delta E_{v=0} \times \left(1 + c_{\text{eff}} \cdot \frac{v^2}{c^2}\right).\end{aligned}\tag{10}$$

The coefficients c_2 and c_4 are rather of kinematic origin and it can happen that they depend on an atom only slightly. However, if relativistic corrections are big enough, an anomalous coefficient c_{eff} definitely has to be different. The velocity of the Sun with respect to the frame where the microwave background is isotropic is well known [55]. Because of the Earth motion with respect to the Sun, the value of v^2/c^2 is changing periodically with the amplitude of 2.5×10^{-7} .

The expected amplitude of the annual variation of the value of v^2/c^2 in Eq. (10) actually does not depend strongly on the assumption what frame is the favorite. However, the assumption that the favorite frame is the one where the microwave background radiation is isotropic, can essentially simplify analysis because of a known phase of the annual oscillations.

By now, a number of systems with great relativistic corrections have been studied (atomic transitions, nuclear magnetic moments etc). The highest accuracy is slightly better than a part per 10^{14} . However, the biggest uncertainty is rather systematic than statistical and can be dismissed when looking for a periodic oscillation with a period of a sidereal year with a known phase. We expect that the limit for c_{eff} at the level of a few ppb is feasible.

10 Summary

10.1 Actual laboratory limits for variation of fundamental constants

There are two kinds of comparisons of different frequencies. One is related to so-called clock comparisons. In other words, the idea of the experiment is to compare two clocks, based on different transitions. The other kind of comparison is a direct comparison of two measured frequencies. When a relation of a transition frequency and clock frequency is well understood, a clock comparison is the same as a comparison of the transition frequencies. However, it is often not the case, because there is a number of systematic effects responsible for a difference between an unperturbed value of some

Table 5: Current laboratory limits on variation of frequency $(1/f)|(\partial f)/(\partial t)|$ in SI units (i.e. with respect to a hyperfine interval in cesium. Limits marked with an asterix (*) are obtained by comparing two or more separately published measurements, while the ones marked with a star (★) are taken from direct monitoring of two frequencies within the same long-term experiment.

| Atoms | Limit | Ref(s). | Comment |
|-----------------|-------------------------------------|---------------|---------------------|
| H | $2 \times 10^{-13} \text{ yr}^{-1}$ | [40, 38]* | Hyperfine structure |
| Rb | 7×10^{-16} | [6]★ | |
| Yb ⁺ | 5×10^{-14} | [56, 41]* | |
| H | 1×10^{-13} | [57, 45]* | Gross structure |
| Ca | 8×10^{-14} | [58, 51, 47]* | |
| Hg ⁺ | 7×10^{-15} | [47, 8]* | |
| Mg | 3×10^{-13} | [59]★ | Fine structure |

transition and a reference frequency produced by the clock. A well known example when they are essentially not the same is a hydrogen maser. The effects due to the wall shift, which are actually time dependent (and that is clearly seen from long-term measurements), are essentially bigger than a short-term instability. In contrast to a number of papers (see, e.g., [24]) we follow [38] and completely exclude any clock comparisons from our consideration paying attention to comparisons of transition frequencies only. We collect current laboratory limits for the variation of frequencies of atomic transitions of gross, fine and hyperfine structure in Table 5.

Dependence of the frequencies on the fundamental constants is discussed above and one can interpret the data from Table 5 in terms of the fundamental constants. There are various ways to achieve a pure optical result for the variation. One can combine two gross structure transitions and take advantage of different values of relativistic corrections. Another possibility is to combine a gross structure transition and a fine structure one and to use their different non-relativistic behavior as a function of fundamental constants. In both cases the hyperfine interval of cesium can be used as a reference line and its effects will be canceled in the final result assuming a variation with a cosmological scale. We note, however, that a variation of atomic frequencies can in principle be caused by a violation of the Lorentz invariance (see, e.g., the previous section). In such a case a variation of the frequency ratio should have a fast component and a combination of results from a few separate experiments requires an additional analysis.

The actual limits for the variation of the fundamental constants are summarized in Table 6. To estimate the variation of g_p we use the result

Table 6: Actual laboratory limits for a variation of the fundamental constants (see [38, 54, 29] for detail). All results but a limit for g_p are model independent. The g_p result is based on the Schmidt model.

| Fundamental constant | Limit for variation rate |
|-----------------------------|-------------------------------------|
| α | $1 \times 10^{-14} \text{ yr}^{-1}$ |
| $\alpha^2 \mu_p / \mu_e$ | $6 \times 10^{-14} \text{ yr}^{-1}$ |
| $\alpha^{-3} \mu_p / \mu_e$ | $7 \times 10^{-15} \text{ yr}^{-1}$ |
| $\alpha^2 \mu_n / \mu_e$ | $8 \times 10^{-14} \text{ yr}^{-1}$ |
| μ_p / μ_e | $2 \times 10^{-14} \text{ yr}^{-1}$ |
| μ_n / μ_e | $6 \times 10^{-14} \text{ yr}^{-1}$ |
| g_n / g_p | $5 \times 10^{-14} \text{ yr}^{-1}$ |
| m_e / m_p | $2 \times 10^{-13} \text{ yr}^{-1}$ |
| g_p | $4 \times 10^{-16} \text{ yr}^{-1}$ |

[3]. However, for all other limits we combine a comparison of some probe frequency with the cesium hyperfine interval and the result [3]. Thus, we exclude cesium from consideration and effectively deal with the variation of the probe frequency with respect to the rubidium hyperfine interval. The latter is understood better than cesium within the Schmidt model and thus provides us with more reliable data.

We note that recently a number of optical transitions were measured only once and data coming in 2003 and 2004 are expected to improve essentially a limit for a variation of the fine structure constant and thus of μ_p / μ_e and m_p / m_e .

10.2 Comparison of laboratory searches to others

Advantages and disadvantages of different searches for the variation of the fundamental constants are summarized in Table 7 (see [38, 54, 29] for detail). We note that the sensitivity of various methods to the separation of space and time variations is different. Also different is a possibility to distinguish between an oscillation and a linear drift within a cosmological scale. The level of limits related to different epochs is quite different, however, it is absolutely unclear how the variations should behave with time. For instance it may happen that they slow down. Access to different constants and reliability of results also differ from one approach to another.

A crucial problem for a reliable interpretation is the involvement of strong interactions. In principle, it may be possible to avoid the nuclear

Table 7: Comparison of different kinds of a search for the variation of the fundamental constants (see [38, 54, 29] for detail).

| | | |
|------------------------|-----------------------------|---|
| | Geochemistry | Astrophysics |
| Drift or oscillation | $\Delta t \sim 10^9$ yr | $\Delta t \sim 10^9 - 10^{10}$ yr |
| Space variations | $\Delta l \simeq 10^9$ c×yr | $\Delta l \simeq (10^9 - 10^{10})$ c×yr |
| Level of limits | 10^{-17} yr ⁻¹ | 10^{-15} yr ⁻¹ |
| Present results | Negative | Positive (α) |
| Variation of α | Not reliable | Accessible |
| Variation of m_e/m_p | Not accessible | Accessible |
| Variation of g_p | Not accessible | Accessible |
| Variation of g_n | Not accessible | Not accessible |
| Strong interactions | Not sensitive | Not sensitive |
| | Laboratory | Laboratory (optics) |
| Drift or oscillation | $\Delta t \sim 1 - 30$ yr | $\Delta t \sim 1 - 10$ yr |
| Space variations | 0 | 0 |
| Level of limits | 10^{-15} yr ⁻¹ | 10^{-14} yr ⁻¹ |
| Present results | Negative | Negative |
| Variation of α | Accessible | Accessible |
| Variation of m_e/m_p | Accessible | Not accessible |
| Variation of g_p | Accessible | Not accessible |
| Variation of g_n | Accessible | Not accessible |
| Strong interactions | Sensitive | Not sensitive |

corrections to the Schmidt model in a study of microwave transitions. For example, a limit of a possible variation of the fine structure constant could be achieved from a comparison of the hyperfine interval in the ground state of single charged ions of ytterbium-171 and mercury-199. We note that the Schmidt values for these nuclei are the same. The actual values are somewhat below the Schmidt values (by approximately 20%), but they are also approximately the same (within 4%) for both elements (see Table 3). If that is a systematic effect, the corrections to the Schmidt model for ytterbium and mercury can cancel each other and a variation of the frequency is to be completely determined by a possible variation of α . Unfortunately, there is no satisfactory understanding if the correction is a systematic effect, or it accidentally has about the same value for two elements.

A clear advantage of the optical measurements is their reliable interpretation for each particular measurement and a possibility to compare results

of different experiments.

Because of different sensitivity to various effects and different possible hierarchy which can take place because of different scenarios, we believe that it is worth trying to search for possible variations using different methods and a wide variety of studied quantities. A study of optical transitions is one of those, which have clear advantages and disadvantages discussed above, and we hope that progress in frequency metrology in the optical and ultraviolet domain will soon deliver us new accurate results.

Recent progress in optical spectroscopy allows us to hope that new data on optical frequency measurements will appear within one or two years and the optical limits on a possible variation of the fine structure constant will be improved.

Acknowledgments

The author is grateful to Z. Berezhiani, V. Flambaum, H. Fritzsche, T. W. Hänsch, J. L. Hall, L. Hollberg, M. Kramer, W. Marciano, M. Murphy, A. Nevsky, L. B. Okun, E. Peik, T. Udem, D. A. Varshalovich, M. J. Wouters and J. Ye for useful and stimulating discussions. The consideration in Sect. 9 was stimulated in part by a discussion with W. Phillips at HYPER symposium who pointed out that for the energy of the s states only effects quadratic in velocity could be important. The work was supported in part by RFBR under grants ## 00-02-16718, 02-02-07027, 03-02-16843.

References

- [1] A. I. Shlyakhter, *Nature (London)* **264**, 340 (1976);
T. Damour and F. Dyson, *Nucl. Phys.* **B480**, 596 (1994);
Y. Fujii, A. Iwamoto, T. Fukahori, T. Ohnuki, M. Nakagawa, H. Hidaka, Y. Oura, and P. Moller, *Nucl.Phys.* **B573**, 377 (2000).
- [2] J. K. Webb, M. T. Murphy, V. V. Flambaum, S. J. Curran, *Astrophys. Space Sci.* **283**, 565 (2003).
- [3] C. Salomon, Y. Sortais, S. Bize, M. Abgrall, S. Zhang, C. Nicolas, C. Mandache, P. Lemonde, P. Laurent, G. Santarelli, A. Clairon, N. Dimarcq, P. Petit, A. Mann, A. Luiten, and S. Chang, in *Atomic Physics 17* (AIP conference proceedings 551). Ed. by E. Arimondo *et al.* AIP, 2001, p. 23.
- [4] T. Kinoshita and M. Nio, *Phys. Rev. Lett.* **90**, 021803 (2003).

- [5] A. Ivanchik, E. Rodriguez, P. Petitjean, and D. Varshalovich, *Astron. Lett.* **28**, 423 (2002); A. Ivanchik, P. Petitjean, E. Rodriguez, and D. Varshalovich, *Astrophys. Space Sci.* **283**, 583 (2003).
- [6] H. Marion, F. Pereira Dos Santos, M. Abgrall, S. Zhang, Y. Sortais, S. Bize, I. Maksimovic, D. Calonico, J. Gruenert, C. Mandache, P. Lemonde, G. Santarelli, Ph. Laurent, A. Clairon, and C. Salomon, *Phys. Rev. Lett.* **90**, 150801 (2003).
- [7] G. Wilpers, T. Binnewies, C. Degenhardt, U. Sterr, J. Helmcke, and F. Riehle, *Phys. Rev. Lett.* **89**, 230801 (2002)
- [8] S. Bize, S. A. Diddams, U. Tanaka, C. E. Tanner, W. H. Oskay, R. E. Drullinger, T. E. Parker, T. P. Heavner, S. R. Jefferts, L. Hollberg, W. M. Itano, D. J. Wineland, and J. C. Bergquist, *Phys. Rev. Lett.* **90**, 150802 (2003).
- [9] N. Kolachevsky, M. Fischer, S. G. Karshenboim and T.W. Hänsch, *Can. J. Phys.* **80**, 1225 (2002); Eprint physics/0305073; *Phys. Rev. Lett.* to be published.
- [10] E. Peik and Chr. Tamm, *Europhys. Lett.* **61**, 181 (2003).
- [11] H. S. Margolis, G. Huang, G. P. Barwood, S. N. Lea, H. A. Klein, W. R. C. Rowley, P. Gill, and R. S. Windeler, *Phys. Rev. A* **67**, 032501 (2003)
- [12] S. G. Karshenboim, In *Atomic Physics 17* (AIP conference proceedings 551). Ed. by E. Arimondo et al. (AIP, 2001), p. 238.
- [13] S. G. Karshenboim, In *Precision physics of simple atomic systems*, ed. by S. G. Karshenboim and V. B. Smirnov, (Springer, Berlin, Heidelberg, 2003), p. 141.
- [14] R.S. Van Dyck Jr., P. B. Schwinberg, and H. G. Dehmelt, *Phys. Rev. Lett.* **59**, 26 (1987); V. W. Hughes and T. Kinoshita, *Rev. Mod. Phys.* **71**, S133(1999).
- [15] W. Liu, M. G. Boshier, S. Dhawan, O. van Dyck, P. Egan, X. Fei, M. G. Perdekamp, V. W. Hughes, M. Janousch, K. Jungmann, D. Kaway, F. G. Mariam, C. Pillai, R. Prigl, G. zu Putlitz, I. Reinhard, W. Schwarz, P. A. Thompson, and K. A. Woodle, *Phys. Rev. Lett.* **82**, 711 (1999); A. Czarnecki, S. I. Eidelman and S. G. Karshenboim, *Phys. Rev. D***65**, 053004 (2002).
- [16] P. J. Mohr and B. N. Taylor, *Rev. Mod. Phys.* **72**, 351 (2000).

- [17] A. Wicht, J. M. Hensley, E. Sarajlic, and S. Chu, In *Proceedings of the 6th Symposium Frequency Standards and Metrology*, ed. by P. Gill (World Sci., 2002), p.193.
- [18] T. Beier, H. Haffner, N. Hermanspahn, S. G. Karshenboim, H.-J. Kluge, W. Quint, S. Stahl, J. Verdu, and G. Werth, *Phys. Rev. Lett.* **88**, 011603 (2002).
- [19] S. G. Karshenboim and A. I. Milstein, *Phys. Lett. B* **549**, 321 (2002).
- [20] G. W. F. Drake, *Can. J. Phys.* **80**, 1195 (2002).
- [21] M. C. George, L. D. Lombardi, and E. A. Hessels, *Phys. Rev. Lett.* **87**, 173002 (2001).
- [22] B. N. Taylor and T. J. Witt, *Metrologia* **26**, 47 (1989).
- [23] B. N. Taylor and P. J. Mohr, *Metrologia* **36**, 63 (1999).
- [24] J.-P. Uzan, *Rev. Mod. Phys.* **75**, 403 (2003).
- [25] W. J. Marciano, *Phys. Rev. Lett.* **52**, 489 (1984).
- [26] X. Calmet and H. Fritzsche, *Eur. Phys. J. C* **24**, 639 (2002); H. Fritzsche, E-print hep-ph/0212186.
- [27] P. A. M. Dirac, *Nature* **139** (1937) 323;
F. J. Dyson, In *Aspects of Quantum Theory* (Cambridge Univ. Press, Cambridge, 1972) p. 213; In *Current Trends in the Theory of Fields* (AIP, New York, 1983), p. 163.
- [28] A. Linde, In *Three Hundred Years of Gravitation* (Ed. by S. W. Hawking and W. Israel, Cambridge University Press, Cambridge, 1987), p. 604;
S. K. Blau and A. H. Guth, *ibid.*, p. 524;
G. Börner, *The Early Universe* (Springer-Verlag, 1993).
- [29] S. G. Karshenboim, Eprint physics/0306180, to be published.
- [30] K. Hagiwara *et al.*, *The Review of Particle Physics*, *Phys. Rev.* **D66**, 010001 (2002).
- [31] P. Langacker, G. Segre, and M. J. Strassler, *Phys. Lett.* **B528**, 121 (2002).
- [32] M. P. Savedoff, *Nature* **178**, 688 (1956).
- [33] R. I. Thompson, *Astrophys. Lett.* **16**, 3 (1975).

- [34] J. D. Prestage, R. L. Tjoelker, and L. Maleki, *Phys. Rev. Lett.* **74**, 3511 (1995).
- [35] V. A. Dzuba, V. V. Flambaum, and J. K. Webb, *Phys. Rev.* **A59**, 230 (1999);
V. A. Dzuba and V. V. Flambaum, *Phys. Rev.* **A61**, 034502 (2000);
V. A. Dzuba, V. V. Flambaum, M. V. Marchenko, eprint physics/0305066.
- [36] H. B. G. Casimir, *On the Interaction Between Atomic Nuclei and Electrons* (Freeman, San Francisco, 1963);
C. Schwarz, *Phys. Rev.* **97**, 380 (1955).
- [37] M. T. Murphy, J. K. Webb, V. V. Flambaum, M. J. Drinkwater, F. Combes, and T. Wiklind, *Mon. Not. Roy. Astron. Soc.* **327**, 1244 (2001).
- [38] S. G. Karshenboim, *Can. J. Phys.* **78**, 639 (2000).
- [39] R. B. Firestone, *Table of Isotopes* (John Wiley & Sons, Inc., 1996).
- [40] H. Hellwig, R.F.C. Vessot, M. W. Levine, P. W. Zitzewitz, D. W. Allan, and D. J. Glaze, *IEEE Trans. IM* **19**, 200 (1970);
P. W. Zitzewitz, E. E. Uzgiris, and N. F. Ramsey, *Rev. Sci. Instr.* **41**, 81 (1970);
D. Morris, *Metrologia* **7**, 162 (1971);
L. Essen, R. W. Donaldson, E. G. Hope and M. J. Bangham, *Metrologia* **9**, 128 (1973);
J. Vanier and R. Larouche, *Metrologia* **14**, 31 (1976);
Y. M. Cheng, Y. L. Hua, C. B. Chen, J. H. Gao and W. Shen, *IEEE Trans. IM* **29**, 316 (1980);
P. Petit, M. Desaintfuscien and C. Audoin, *Metrologia* **16**, 7 (1980).
- [41] R. B. Warrington, P. T. H. Fisk, M. J. Wouters, and M. A. Lawn, In *Proceedings of the 6th Symposium Frequency Standards and Metrology*, ed. by P. Gill (World Sci., 2002), p. 297.
- [42] J. J. Bollinger, J. D. Prestage, W. M. Itano, and D. J. Wineland, *Phys. Rev. Lett.* **54**, 1000 (1985).
- [43] D. J. Berkland, J. D. Miller, J. C. Bergquist, W. M. Itano, and D. J. Wineland, *Phys. Rev. Lett.* **80**, 2089 (1998).
- [44] T. Udem, J. Reichert, R. Holzwarth, S. Diddams, D. Jones, J. Ye, S. Cundiff, T. Hänsch, and J. Hall, In *Hydrogen atom, Precision physics of simple atomic systems*, ed by S. G. Karshenboim et al., (Springer,

- Berlin, Heidelberg, 2001) p. 125;
 J. Reichert, M. Niering, R. Holzwarth, M. Weitz, Th. Udem, and T. W. Hänsch, Phys. Rev. Lett. **84**, 3232 (2000);
 R. Holzwarth, Th. Udem, T. W. Hänsch, J. C. Knight, W. J. Wadsworth, and P. St. J. Russell, Phys. Rev. Lett. **85**, 2264 (2000);
 S. A. Diddams, D. J. Jones, J. Ye, S. T. Cundiff, J. L. Hall, J. K. Ranka, R. S. Windeler, R. Holzwarth, Th. Udem, and T. W. Hänsch, Phys. Rev. Lett. **84**, 5102 (2000).
- [45] M. Niering, R. Holzwarth, J. Reichert, P. Pokasov, Th. Udem, M. Weitz, T. W. Hänsch, P. Lemonde, G. Santarelli, M. Abgrall, P. Laurent, C. Salomon, and A. Clairon, Phys. Rev. Lett. **84**, 5496 (2000).
- [46] J. Stenger, C. Tamm, N. Haverkamp, S. Weyers, and H. R. Telle, Opt. Lett. **26**, 1589 (2001).
- [47] T. Udem, S. A. Diddams, K. R. Vogel, C. W. Oates, E. A. Curtis, W. D. Lee, W. M. Itano, R. E. Drullinger, J. C. Bergquist, and L. Hollberg, Phys. Rev. Lett. **86**, 4996 (2001).
- [48] J. von Zanthier; Th. Becker, M. Eichenseer, A. Yu. Nevsky, Ch. Schwedes, E. Peik, H. Walther, R. Holzwarth, J. Reichert, Th. Udem, T. W. Hänsch, P. V. Pokasov, M. N. Skvortsov, and S. N. Bagayev, Opt. Lett. **25**, 1729 (2000).
- [49] See e.g.: T. Parker, In *Proceedings of the 6th Symposium Frequency Standards and Metrology*, ed. by P. Gill (World Sci., 2002), p. 89.
- [50] Chr. Tamm, D Schnier and A Bauch, Appl. Phys. B**60**, 19 (1995).
- [51] F. Riehle, H. Schantz, B. Lipphardt, G. Zinner, T. Trebst, and J. Helmcke, IEEE Trans. IM-**48**, 613 (1999);
 J. Stenger, T. Binnewies, G. Wilpers, F. Riehle, H. R. Telle, J. K. Ranka, R. S. Windeler, and A. J. Stentz, Phys. Rev. A**63**, 021802 (2001).
- [52] N. E. Rothery and E. A. Hessels, Phys. Rev. A**61**, 044501 (2000).
- [53] S. G. Karshenboim and V. G. Ivanov, Phys. Lett. B**524**, 259 (2002);
 Euro. Phys. J. D**19**, 13 (2002).
- [54] S. G. Karshenboim. In, *Laser Physics at the Limits*, ed. by H. Figger, D. Meschede and C. Zimmermann (Springer-Verlag, Berlin, Heidelberg, 2001), p. 165.
- [55] D. J. Fixsen, E. S. Cheng, J. M. Gales, J. C. Mather, R. A. Shafer, E. L. Wright, Astrophys. J. **473**, 576 (1996).

- [56] P. T. Fisk et al., IEEE Trans UFFC-**44** (1997) 344;
P. T. Fisk, Rep. Prog. Phys. **60** (1997) 761.
- [57] Th. Udem, A. Huber, B. Gross, J. Reichert, M. Prevedelli, M. Weitz
and T. W. Hänsch, Phys. Rev. Lett. **79**, 2646 (1997)
- [58] H. Schnatz, B. Lipphardt, J. Helmcke, F. Riehle, and G. Zinner, Phys.
Rev. Lett. **76**, 18 (1996).
- [59] A. Godone, C. Novero, P. Tavella, and K. Rahimullah, Phys. Rev.
Lett. **71**, 2364 (1993); A. Godone, C. Novero, P. Tavella, G. Brida, F.
Levi, IEEE Trans. IM-**45**, 261 (1996).
- [60] V.V. Flambaum, E-print Archive: physics/0302105.