

One- and two-photon resonant spectroscopy of hydrogen and anti-hydrogen atoms in external electric fields.

L. Labzowsky^{1,2,3}, D. Solovyev^{1,3}, V. Sharipov¹, G. Plunien³ and G. Soff³

¹ St. Petersburg State University, 198504, Petrodvorets, St. Petersburg, Russia

² Petersburg Nuclear Physics Institute, 188350, Gatchina, St. Petersburg, Russia

³ Technische Universität Dresden, Mommsenstrasse 13, D-01062, Dresden, Germany

Abstract

The resonant spectra of hydrogen and anti-hydrogen atoms in the presence of an external electric field are compared theoretically. It is shown that nonresonant corrections to the transition frequency contain terms linear in the electric field. The existence of these terms does not violate space and time parity and leads to a difference in the resonant spectroscopic measurements for hydrogen and anti-hydrogen atoms in an external electric field. The one-photon $1s - 2p$ and the two-photon $1s - 2s$ resonances are investigated.

I. INTRODUCTION

Recent experimental success in the production of anti-hydrogen atoms [1], [2] makes proposals for the search of CPT-violating effects via accurate comparison between spectra of hydrogen (H) and anti-hydrogen ($\bar{\text{H}}$) atoms [3] rather realistic. The most accurate experiments have been performed recently for the one-photon $1s - 2p$ and two-photon $1s - 2s$ resonances in the H atom [4]- [6].

The situation necessitates the investigation of all possible reasons for differences in the H and $\bar{\text{H}}$ spectra. One of these reasons is due to the presence of the external electric field.

The electric field is included in the scheme of the two-photon resonance measurement [5], [6] and can also be present in other facilities, where experiments with antiprotons are intended to be performed. It is well known that transition rates in atoms can depend linearly on the external electric field [7]- [9] and thus may differ for the H and $\bar{\text{H}}$ atoms, respectively.

The energy levels of atoms can not depend linearly on the electric field without violation of P and T (space and time) invariance. The known "linear" Stark effect in a H atom provides a dependence of atomic energy levels on the absolute value $\mathcal{E} = |\vec{\mathcal{E}}|$ but not on the electric field strength $\vec{\mathcal{E}}$ and thus will not lead to differences in H and $\bar{\text{H}}$ spectra. However, there is a limit for unambiguous measurements of the transition frequency, i.e. for the determination of the energy levels set by the distortion (asymmetry) of the natural spectral line profiles. This asymmetry arises mainly due to the nonresonant (NR) corrections to the resonant Lorentz line profile. Nonresonant corrections have been first introduced by F. Low [10] and recently evaluated for $1s - 2p$ [11], [12] and estimated for $1s - 2s$ [12], [13] transitions. Another source of the line profile asymmetry is the dependence of the level width $\Gamma(\omega)$ on the frequency ω [13].

The asymmetric line profile cannot be described by the two parameters energy E and width Γ , respectively. Thus the determination of the transition frequency becomes ambiguous and knowledge about the nonresonant corrections is required in order to compare the results of a transition-frequency measurement (by the deducing the maximum of the frequency distribution or the line center etc) with the theoretical value for the energy difference between the two levels. The nonresonant corrections, unlike all other energy corrections depend on the excitation mechanism.

Moreover, in the external electric field the nonresonant corrections can depend linearly on the field thus giving rise to a difference in measurements of frequencies in H and $\bar{\text{H}}$ spectra. In this paper we present the evaluation of such an effect for the one-photon $1s - 2p$ and two-photon $1s - 2s$ resonances in H and $\bar{\text{H}}$ atoms, respectively.

II. NONRESONANT CORRECTIONS TO THE $1S - 2P$ ONE-PHOTON RESONANCE

Consider the process of elastic resonant photon scattering on the ground state of H and $\overline{\text{H}}$ atoms in the presence of an external electric field. The photon frequency may be close to the $1s - 2p_{1/2}$ transition energy. The external electric field is assumed to mix $2p_{1/2}$ and $2s_{1/2}$ states, but not the $2p_{3/2}$ - and $2s_{1/2}$ -states. The major contribution to the effect under considering originates from the $2s_{1/2}$ state which is closest to the resonant $2p_{1/2}$ state. Accordingly, the magnitude \mathcal{E} of the electric field optimal for observing the effect corresponds to a Stark parameter $\xi \approx 1$. This parameter is defined as the ratio $\xi = S/\Delta E_L$ between the Stark matrix element $S = e|\langle 2s|\vec{d}|2p\rangle| \mathcal{E}$, with \vec{d} being the electric dipole moment operator for the atomic electron and the corresponding Lamb shift $\Delta E_L = E_{2s} - E_{2p}$, e is the electron charge. Employing atomic units one obtains $S = \mp\sqrt{3}\mathcal{E}$ in the case of H and $\overline{\text{H}}$ atoms (the signs \mp correspond to H and $\overline{\text{H}}$, respectively).

The case with $\xi \ll 1$ was considered earlier in [14]. For electric fields with $\xi > 1$ the former $2s$, $2p_{1/2}$ levels begin to repel each other and thus diminish the effect. The value $\xi = 1$ corresponds to the field strength 475 V/cm [15].

The process considered is described by the Feynman graphs depicted in Fig. 1. Part a) of this figure corresponds to the resonant term while part b) represents the dominant contribution of the nonresonant correction. The contribution of other intermediate states will be neglected.

Within this approximation the total transition amplitude of the process can be expressed as

$$A \sim \frac{A_{2p'_{1/2}}(\vec{k}'\vec{e}')A_{2p'_{1/2}}^*(\vec{k}\vec{e})}{x - \frac{i}{2}\Gamma_{2p'_{1/2}}} + \frac{A_{2s'_{1/2}}(\vec{k}'\vec{e}')A_{2s'_{1/2}}^*(\vec{k}\vec{e})}{x + \Delta E_L}. \quad (1)$$

Here $A_{2p'_{1/2}}(\vec{k}'\vec{e}')$ and $A_{2s'_{1/2}}(\vec{k}'\vec{e}')$ represent the individual transition amplitudes for the photon absorption processes $1s \rightarrow 2p'_{1/2}$ and $1s \rightarrow 2s'_{1/2}$, respectively, and \vec{k}' , \vec{e}' denote the momentum and the polarization vector of the incident photon. Similarly, $A_{2p'_{1/2}}^*(\vec{k}\vec{e})$ and

$A_{2s'_{1/2}}^*(\vec{k}\vec{e})$ denote the corresponding amplitudes for the emission processes $2p'_{1/2} \rightarrow 1s$ and $2s' \rightarrow 1s$, respectively, and \vec{k}, \vec{e} are the momentum and the polarization vector of the emitted photon. Furthermore, we have introduced the energy parameter $x \equiv E_{2p'_{1/2}} - E_{1s} - \omega$ and the total width $\Gamma_{2p'_{1/2}}$ of the level $2p'_{1/2}$ in the denominators. By $2p'_{1/2}$ and $2s'$ we denote the states in the electric field, that go over to $2p_{1/2}$ and $2s$ in the absence of this field. We assume that under the influence of the external electric field the conditions $\Gamma_{2s'} \leq \Gamma_{2p'_{1/2}}$ and $\Gamma_{2p'_{1/2}} \ll \Delta E_L$ hold. Accordingly, we can omit the width $\Gamma_{2s'}$ in the second denominator in Eq. (1).

Summation over the polarizations of the incident and emitted photons leads to an expression for the differential cross section

$$\sigma \sim \frac{W_{2p'_{1/2}}^a(\vec{k}')W_{2p'_{1/2}}^e(\vec{k})}{x^2 + \frac{1}{4}\Gamma_{2p'_{1/2}}^2} + \frac{W_{2s'_{1/2}}^a(\vec{k}')W_{2s'_{1/2}}^e(\vec{k})}{(x + \Delta E_L)^2}. \quad (2)$$

Here $W_{2p'_{1/2}}^a(\vec{k}')$ and $W_{2s'_{1/2}}^a(\vec{k}')$ denote the differential absorption probabilities and $W_{2p'_{1/2}}^e(\vec{k}), W_{2s'_{1/2}}^e(\vec{k})$ are the differential emission probabilities for the transitions $2p'_{1/2} \leftrightarrow 1s$ and $2s'_{1/2} \leftrightarrow 1s$, respectively.

Even for $\xi = 1$ the total width $\Gamma_{2p'}$ is only weakly affected by the electric field. Therefore we can set $\Gamma_{2p'_{1/2}} \equiv \Gamma_{2p}$.

The first term in Eq. (2) represents the usual resonance expression (Lorentz line profile) while the second term provides the nonresonant correction. To simplify the evaluations we suppose that the resonant transition frequency ω_{res} is defined by the maximum of the cross section, i.e. from the condition $d\sigma(x)/dx = 0$. If we neglect the nonresonant correction, ω_{res} corresponds to $x = 0$. Inclusion of the nonresonant correction yields

$$x_{\text{NR}} = -\frac{1}{16} \frac{\Gamma_{2p}^4}{\Delta E_L^3} \frac{W_{2s'_{1/2}}^a(\vec{k}')W_{2s'_{1/2}}^e(\vec{k})}{W_{2p'_{1/2}}^a(\vec{k}')W_{2p'_{1/2}}^e(\vec{k})}. \quad (3)$$

In the absence of the electric field ($\xi = 0$) the nonresonant correction (3) is vanishingly small. In this case $\Gamma_{2p} = 0.04\alpha^3, \Delta E_L = 0.4\alpha^3, W_{2p}^a(\vec{k}') \approx W_{2p}^e(\vec{k}) \approx \Gamma_{2p}$ and $W_{2s}^a(\vec{k}') \approx W_{2s}^e(\vec{k}) \approx \Gamma_{2s} = 10^{-3}\alpha^9$, respectively (in atomic units). Then one obtains $x_{\text{NR}} \approx -10^{-22}$ Hz. The main contribution to the shift of the maximum x_{NR} in the absence of the field originates

from the interference terms between the $1s - 2p_{1/2}$ and $1s - np_{1/2}$ transitions and from the quadratic $1s - 2p_{3/2}$ NR correction [11]- [13]. This yields $x_{\text{NR}} = -7.7$ Hz. However, if the electric field is present ($\xi = 1$) the correction (3) becomes by far the largest: $x_{\text{NR}} \approx -6.25$ kHz.

III. THE NONRESONANT CORRECTION IN EXTERNAL ELECTRIC FIELDS

We are interested in the contributions to Eq. (3) linear in the electric field. The differential emission probability for the transition $2s' \rightarrow 1s$ has been evaluated in [7]- [9] and takes the form

$$W_{2s'}^e(\vec{k}) = W_{2s} - \xi \frac{\Gamma_{2p}}{\Delta E_L} (\vec{\nu} \vec{F}) (W_{2s}^e W_{2p}^e)^{1/2} + \xi^2 W_{2p}^e. \quad (4)$$

Here we introduce the notations $\vec{\nu} = \vec{k}/\omega$ and $\vec{F} = \vec{\mathcal{E}}/|\vec{\mathcal{E}}|$. In Eq. (4) the approximation $\Gamma_{2p} \ll \Delta E_L$ is employed again.

The term linear in the electric field leads to a difference in the transition probabilities for H and $\bar{\text{H}}$ atoms in the external electric field. For $\xi = 1$ this difference is about $W_{2p}^e \approx \Gamma_{2p}(1 \mp 10^{-7})$, where the different signs \mp correspond to the hydrogen and anti-hydrogen atoms, respectively.

A similar expression can be derived for $W_{2p'}^e$:

$$W_{2p'}^e(\vec{k}) = W_{2p} + \xi \frac{\Gamma_{2p}}{\Delta E_L} (\vec{\nu} \vec{F}) (W_{2s}^e W_{2p}^e)^{1/2} + \xi^2 W_{2s}^e \quad (5)$$

The most important difference between Eqs. (4) and (5) is that in Eq. (4) the leading term is the last one (provided the external field is not too small), while in Eq. (5) the major contribution comes from the first term. Similar expressions for the corresponding absorption probabilities can be derived.

Suppose that we are interested in the correlation $(\vec{\nu} \vec{F})$ between the direction of the photon emission and the electric field. Accordingly, we have to set $W_{2s'}^a(\vec{k}') = \xi^2 W_{2p}^a$, $W_{2p'}^a(\vec{k}') = W_{2p}^a$, and to use Eqs. (4) and (5) for $W_{2s'}^e(\vec{k})$, $W_{2p'}^e(\vec{k})$, omitting there the first and the last terms correspondingly. Expansion of the denominator in Eq. (3) yields

$$x_{\text{NR}} = -\frac{1}{16} \frac{\Gamma_{2p}^2}{\Delta E_L^3} \xi^4 \left[1 - \left(\xi + \frac{1}{\xi} \right) \frac{\Gamma_{2p}}{\Delta E_L} \left(\frac{W_{2s}^e}{W_{2p}^e} \right)^{1/2} (\vec{\nu} \vec{F}) \right]. \quad (6)$$

For $\xi = 1$ the nonresonant correction linear in the electric field is given by

$$\delta x_{\text{NR}} = -\frac{1}{8} \frac{\Gamma_{2p}^5}{\Delta E_L^4} \left(\frac{W_{2s}^e}{W_{2p}^e} \right)^{1/2} (\vec{\nu} \vec{F}) \quad (7)$$

or, numerically, $|\delta x_{\text{NR}}| \approx 10^{-4}$ Hz.

The formal T-noninvariance of the factor $(\vec{\nu} \vec{F})$ in Eq. (7) ($\vec{\nu}$ and \vec{F} are T-odd and T-even vectors, respectively) is compensated by the linear dependence on Γ_{2p} in Eq. (7): this is a well known imitation of T-noninvariance in unstable systems as it has been predicted by Zel'dovich [16]. Such a case of T-noninvariance has been discussed in [7]- [9].

Eq. (7) defines a measurable difference between the $1s - 2p$ transition frequency in H and $\overline{\text{H}}$ atoms. A direct observation of this difference seems rather unlikely at present, since the inaccuracy of the Lyman-alpha transition measurement is about 6 MHz [4], i.e. more than 10^{10} orders of magnitude larger than the correction (7).

Note, that the part of the correction x_{NR} independent on the field direction, and thus equal in H and $\overline{\text{H}}$, is only 10^3 times smaller than the inaccuracy in [4]. A direct observation of the distortion of the natural line profile due to NR corrections would be of special interest irrelevant of the comparison of the H and $\overline{\text{H}}$ spectra.

IV. THE $1S - 2S$ TWO-PHOTON RESONANCE

In this section we will investigate the NR corrections to the transition frequency in the $1s - 2s$ two-photon resonance in H and $\overline{\text{H}}$ atoms. In the highly accurate experiment [5], [6] on the $1s - 2s$ two-photon excitation in hydrogen an inaccuracy of 46 Hz has been achieved.

However, the experiment [5], [6] is based on special time-delay techniques. The region, where the excitation process $1s + 2\gamma \rightarrow 2s$ occurs, is separated from the detection region by some finite distance S . In the detection region a “small” quenching field is applied and the one-photon decay $2s' \rightarrow 1s + \gamma$ is observed. With a spatial separation $S \approx 13$ cm and

for typical velocities of the hydrogen atom of about $v \approx 10^4$ cm/sec adopted in [5], [6] the time delay t_D in the decay registration appears to be $t_D \approx 10^{-3}$ s. This corresponds to a time-delayed experimental width of about 1 kHz. If we adopt for the estimates a “small” electric field $\xi = 0.1$ ($\mathcal{E} = 45.5$ V/cm) the decay time t_d according to Eq. (4) will be defined by $t_d = (\xi^2 \Gamma_{2p})^{-1} \approx 10^{-7}$ s $\ll t_D$. Thus the atoms that reach the detection region will decay immediately and the experimental decay line profile will be determined exclusively by t_D .

In the absence of an external electric field the nonresonant corrections for $1s - 2s$ two-photon resonance have been estimated in [12]. These corrections are defined by the interference between the amplitudes corresponding to the Feynman graph of Fig. 2 with $n = 2$ and the Feynman graphs in Fig. 2 with $n = 3, 4, \dots$ In this case the nonresonant correction appears to be negligible: $|x_{\text{NR}}| \sim 10^{-14}$ Hz [12].

In the presence of the electric field the situation may change drastically. However, an exact quantum electrodynamical description of the resonant process with the time-delayed decay is not obvious: it would require the introduction of the S-matrix defined for finite time intervals. This would cause many difficulties, among which the problem of the renormalizability of the amplitudes seems to be most striking one.

In [5] a simplified quantum mechanical approach based on the density matrix formalism has been employed for the description of the resonance line shape of the $1s - 2s$ two-photon excitation process with delayed registration by the electric field quenching. Still it is not quite evident how to introduce nonresonant corrections within this approach. In [13] an estimate for x_{NR} based on purely phenomenological considerations has been provided. An accurate and reliable value for x_{NR} for the experiments [5], [6] is still not available. Leaving a solution of this problem for future studies, in this paper we will investigate a process opposite to one considered in [12]: the two-photon $1s - 2s$ excitation and decay in external electric fields. The case considered here will correspond to $\xi = 1$, while the case of Ref. [12] corresponds to $\xi = 0$.

We have to stress that our case differs also from the real experiment [5], [6] where the electric field is present only in the region where the decay process takes place (“decay part”),

not in the “excitation part”. The process with the electric field present all the time loses, of course, most of the advantages of the experimental approach developed in [5], [6] and should provide much poorer accuracy. Still it is preferable for the search of the difference in the transition frequency measurements in H and $\bar{\text{H}}$ atoms in electric fields.

The Feynman graphs, corresponding to the resonant two-photon excitation process $1s' + 2\gamma \rightarrow 2s'$ and the dominant nonresonant contribution are depicted in Fig. 3. We neglect the correction due to the quadratic Stark effect for the $1s$ -ground state. Even for $\xi = 1$ this correction is of relative order 10^{-12} . Within the approximation depicted in Fig. 3 an expression for the differential cross section similar to Eq. (2) can be derived

$$\sigma \sim \frac{W_{2s',2\gamma}^a(\vec{k}')W_{2s',1\gamma}^e(\vec{k})}{x^2 + \frac{1}{4}\Gamma_{2s'}^2} + \frac{W_{2p',2\gamma}^a(\vec{k}')W_{2p',1\gamma}^e(\vec{k})}{(x + \Delta E_L)^2}. \quad (8)$$

The indices $2\gamma, 1\gamma$ denote the two- or one-photon processes $2s' \leftrightarrow 1s + 2\gamma, 2p' \leftrightarrow 1s + 2\gamma, 2s' \leftrightarrow 1s + \gamma$ and $2p' \leftrightarrow 1s + \gamma$. Here we define $x = E_{2s'} - E_{1s} - \omega$.

Repeating the considerations presented in Section 2, we obtain from Eq. (8) an expression for the nonresonant correction:

$$x_{\text{NR}} = -\frac{1}{16} \frac{\Gamma_{2s'}^4}{\Delta E_L^3} \frac{W_{2p',2\gamma}^a(\vec{k}')W_{2p',1\gamma}^e(\vec{k})}{W_{2s',2\gamma}^a(\vec{k}')W_{2s',1\gamma}^e(\vec{k})} \quad (9)$$

For simplicity, we consider only the case $\xi = 1$ corresponding to the maximum nonresonant contribution. Accordingly, one obtains $\Gamma_{2s'} = \Gamma_{2p}$ and $W_{2p',2\gamma}^a(\vec{k}') \approx W_{2s',2\gamma}^a(\vec{k}')$, $W_{2p',1\gamma}^e(\vec{k}) \approx W_{2s',1\gamma}^e(\vec{k}) \approx \Gamma_{2p}$ which yields the same result as for the one-photon $1s - 2p$ transition: the correction, independent from the field direction is $x_{\text{NR}} \approx -6.25$ kHz. A similar result arises for the correction, which depends on the field direction: $|\delta x_{\text{NR}}| \approx 10^{-4}$ Hz.

V. CONCLUSIONS

In this paper we have shown, that resonant atomic spectra in the external electric fields are different for H and $\bar{\text{H}}$ atoms, respectively. At first, the transition rates for the Lyman-alpha transition in H and $\bar{\text{H}}$ atoms differ by 0.1 ppm for the “optimal” value of the electric

field $\xi = 1$. Secondly, the positions of the maxima of the natural line profiles for the Lyman-alpha resonances in H and $\bar{\text{H}}$ atoms are shifted relative to each other by the value $2 \cdot 10^{-4}$ Hz. The same concerns the two-photon resonance shifts in the process $1s + 2\gamma \rightarrow 2s$ taking place in external electric fields.

In an electric field with $\xi = 1$ the nonresonant corrections, independent from the field direction appear to be 1000 times larger, than the nonresonant corrections in the absence of the field.

This enhancement is connected with the overlap of resonances with identical quantum numbers. This overlap has been studied theoretically for highly-charged ions in [17]. In the case of H and $\bar{\text{H}}$ atoms the $2p', 2s'$ levels in the field $\xi = 1$ actually do not overlap, but unlike the $2p, 2s$ levels they have identical quantum numbers. Since these levels are still close to each other, their mutual influence results in large NR corrections.

We also would like to mention another effect that looks different in hydrogen and anti-hydrogen atoms placed in external electric fields. This is the effect of quantum beats in the Lyman-alpha radiation. It has been investigated theoretically and experimentally by many authors: see [18]- [23]. Quantum beats arise firstly, due to the interference of the $2s', 2p'$ states in the external field. However, this field-induced effect is independent of the field direction, i.e. it will be the same for H and $\bar{\text{H}}$ atoms. If the additional requirement of a coherent excitation of the $2s', 2p'$ states is satisfied, the quantum-beats signal will be linear in the electric field [22]. This implies that quantum beats signal for H and $\bar{\text{H}}$ atoms after subtraction of the part independent on the field direction will exhibit a relative phase shift of π in the same electric field. The coherent excitation may arise in beam-foil experiments [20]- [23] or with the laser excitation if the laser bandwidth is larger than ΔE_L . In the experiment [4] the laser bandwidth was about 10 MHz, i.e. about 100 times smaller than ΔE_L . Using another sources of radiation with larger bandwidth one may hope to observe this phase shift for quantum beats in H and $\bar{\text{H}}$ atoms.

ACKNOWLEDGEMENTS

The authors are grateful to P. J. Mohr for valuable discussion. L. L. and D. S. acknowledge the support by RFBR grants 02-02-16579 and 02-02-06689-mas and by Minobrazobavanie grant E00-3.1-7. The work of L. L. was partially supported by NSF through the grant to ITAMP at Harvard University that L. L. visited in 2002. The work was completed during the stay of L. L. and D. S. at the Dresden University of Technology. This stay was sponsored by DFG and DAAD. G. P. and G. S. acknowledge financial support from BMBF, DFG and GSI.

REFERENCES

- ¹ G. Gabrielse *et al.*, Phys. Rev. Lett. **89**, 213401 (2002); **89**, 233401 (2002)
- ² M. Amoretti *et al.*, Nature (London) **419**, 456 (2002)
- ³ R. Bluhm, V. A. Kostelecký and N. Russel, Phys. Rev. Lett. **82**, 2254 (1999)
- ⁴ K. S. E. Eikema, J. Walz and T. W. Hänsch, Phys. Rev. Lett. **86**, 5679 (2001)
- ⁵ A. Huber, B. Gross, M. Weitz and T. W. Hänsch, Phys. Rev. **A59**, 1844 (1999)
- ⁶ M. Niering *et al.*, Phys. Rev. Lett. **84**, 5496 (2000)
- ⁷ Ya. I. Azimov, A. A. Ansel'm, A. N. Moskalev and R. M. Ryndin, Zh. Eksp. Teor. Fiz. **67**, 17 (1974) [Engl. Transl. Sov. Phys. - JETP, **40**, 8 (1975)]
- ⁸ P. J. Mohr, Phys. Rev. Lett. **40**, 854 (1978)
- ⁹ M. Hillery and P. J. Mohr, Phys. Rev. **A21**, 24 (1980)
- ¹⁰ F. Low, Phys. Rev. **88**, 53 (1951)
- ¹¹ L. N. Labzowsky, D. A. Solovyeu, G. Plunien and G. Soff, Phys. Rev. Lett. **87**, 143003 (2001)
- ¹² U. D. Jentschura and P. J. Mohr, Can. J. Phys. **80**, 633 (2002)
- ¹³ L. N. Labzowsky, D. A. Solovyeu, G. Plunien and G. Soff, Phys. Rev. **A65**, 054502 (2002)
- ¹⁴ L. Labzowsky and D. Solovyeu, Phys. Rev. A (to be published)
- ¹⁵ H. A. Bethe and E. E. Salpeter, Quantum mechanics of one- and two-electron atoms, Springer, 1957
- ¹⁶ Ya. B. Zel'dovich, Zh. Eksp. Teor. Fiz. **34**, 1483 (1960) [Engl. Transl. Sov. Phys. JETP **12**, 1030 (1961)]

- ¹⁷ V. V. Karasiev, L. N. Labzowsky, A. V. Nefiodov, V. G. Gorshkov and A. A. Sultanaev, *Physica Scripta* **46**, 225 (1992)
- ¹⁸ E. B. Alexandrov, *Optika i Spekr.* **14**, 436 (1963)
- ¹⁹ O. V. Konstantinov and V. I. Perel, *Zh. Eksp. Teor. Fiz.* **45**, 279 (1963)
- ²⁰ J. Macek, *Phys. Rev.* **A1**, 618 (1969)
- ²¹ A. Gaupp, H. Andrä and J. Macek, *Phys. Rev. Lett.* **32**, 268 (1974)
- ²² T. G. Eck, *Phys. Rev. Lett.* **31**, 270 (1973)
- ²³ H. Andrä, *Phys. Rev.* **A2**, 2200 (1970)

FIGURES

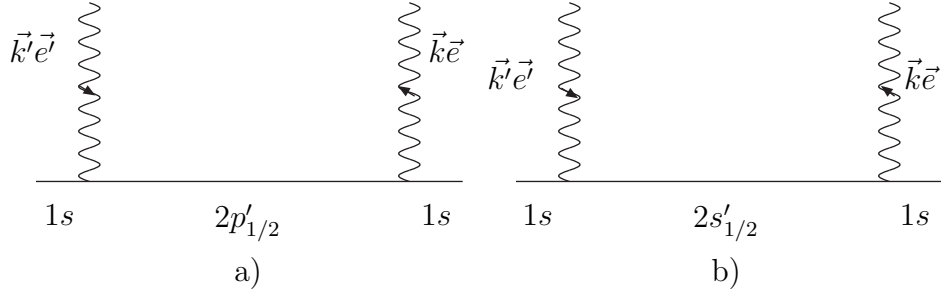


FIG. 1. Feynman graphs describing the elastic resonant photon scattering on the ground state of hydrogen or anti-hydrogen atoms. The solid lines correspond to bound atomic electrons (positrons), the wavy lines with arrows correspond to the incident and emitted photons, respectively. The indices $2p'_{1/2}, 2s'_{1/2}$ denote the atomic states in the electric field. In the absence of the field these levels go over to the $2p_{1/2}, 2s_{1/2}$ states. The ground state $1s$ is assumed to be affected by this field. The graph a) presents the resonant term and the graph b) presents the dominant nonresonant correction.

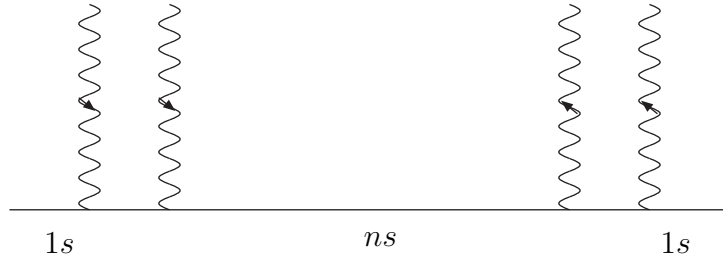


FIG. 2. The Feynman graph that describes the two-photon excitation process $1s + 2\gamma \rightarrow 2s$ in the absence of an electric field. The resonant term corresponds to $n = 2$, the nonresonant terms correspond to $n = 3, 4, \dots$ The notations are the same as in Fig. 1.

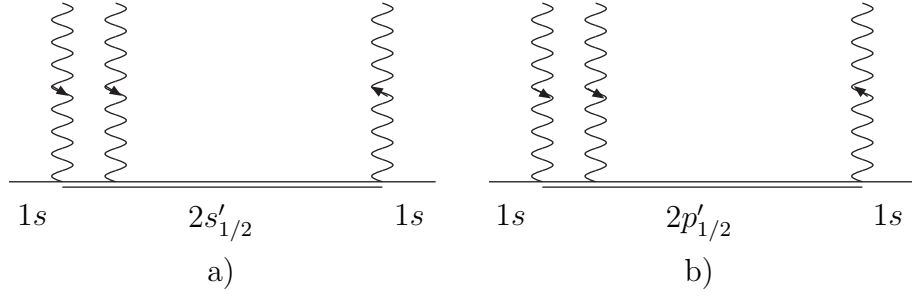


FIG. 3. The Feynman graphs corresponding to the two-photon resonant excitation of H and \bar{H} in an external electric field. The double solid lines denote bounded atomic electrons (positrons) in an external electric field. The ground state is assumed to be unaffected by the electric field. The other notations are the same as Figs. 1 and 2. Fig. 3a) corresponds to the resonant contribution and Fig. 3b) corresponds to the leading nonresonant contribution, respectively.