

Effects of HBT correlations on flow measurements

Phuong Mai DINH¹, Nicolas BORGHINI² and Jean-Yves OLLITRAULT¹

¹ *Service de Physique Théorique, CE-Saclay*

F-91191 Gif-sur-Yvette cedex

² *Laboratoire de Physique Théorique des Particules Élémentaires*

Université Pierre et Marie Curie

4, place Jussieu

F-75252 Paris cedex 05

Abstract

The methods currently used to measure collective flow in nucleus–nucleus collisions assume that the only azimuthal correlations between particles are those arising from their correlation with the reaction plane. However, quantum HBT correlations also produce short range azimuthal correlations between identical particles. This creates apparent azimuthal anisotropies of a few percent when pions are used to estimate the direction of the reaction plane. These should not be misinterpreted as originating from collective flow. In particular, we show that the peculiar behaviour of the directed and elliptic flow of pions observed by NA49 at low p_T can be entirely understood in terms of HBT correlations. Such correlations also produce apparent higher harmonics of the azimuthal distribution, of the order of 1%, which should be looked for in the data.

I. INTRODUCTION

In a heavy ion collision, the azimuthal distribution of particles with respect to the direction of impact (reaction plane) is not isotropic for non-central collisions. This phenomenon, referred to as collective flow, was first observed fifteen years ago at Bevalac [1], and more recently at the higher AGS [2] and SPS [3] energies. Azimuthal anisotropies are very sensitive to nuclear matter properties [4,5]. It is therefore important to measure them accurately. Throughout this paper, we use the word “flow” in the restricted meaning of “azimuthal correlation between the directions of outgoing particles and the reaction plane”. We do not consider radial flow [6], which is usually measured for central collisions only.

Flow measurements are done in three steps (see [7] for a recent review of the methods) : first, one estimates the direction of the reaction plane event by event from the directions of the outgoing particles; then, one measures the azimuthal distribution of particles with respect to this estimated reaction plane; finally, one corrects this distribution for the statistical error in the reaction plane determination. In performing this analysis, one usually assumes that the only azimuthal correlations between particles result from their correlations with the reaction plane, i.e. from flow (with the exception of correlations due to momentum conservation, which are taken into account at intermediate energies [8]). This implicit assumption is made, in particular, in the “subevent” method proposed by Danielewicz and Odnyciec [9] in order to estimate the error in the reaction plane determination. This method is now used by most, if not all, heavy ion experiments.

However, other sources of azimuthal correlations are known, which do not depend on the orientation of the reaction plane. For instance, there are quantum correlations between identical particles, due to the (anti)symmetry of the wave function : this is the so-called Hanbury-Brown and Twiss effect [10], hereafter denoted by HBT (see [11,12] for reviews). In this paper, we show that if the standard flow analysis is performed, these correlations produce a spurious flow. This effect is important when pions are used to estimate the reaction plane, which is often the case at ultrarelativistic energies, in particular for the NA49

experiment at CERN [13]. We show that when these correlations are properly subtracted, the flow observables are considerably modified at low transverse momentum.

In section 2, we recall how the Fourier coefficients of the azimuthal distribution with respect to the reaction plane are extracted from the two-particle correlation function in the standard flow analysis. Then, in section 3, we apply this procedure to the measured two-particle HBT correlations, and calculate the spurious flow arising from these correlations. Finally, in section 4, we explain how to subtract HBT correlations in the flow analysis, and perform this subtraction on the NA49 data, using the HBT correlations measured by the same experiment. Conclusions are presented in section 5.

II. STANDARD FLOW ANALYSIS

In nucleus–nucleus collisions, the determination of the reaction plane event-by-event allows in principle to measure the distribution of particles not only in transverse momentum p_T and rapidity y , but also in azimuth ϕ , where ϕ is the azimuthal angle with respect to the reaction plane. The ϕ distribution is conveniently characterized by its Fourier coefficients [14]

$$v_n(p_T, y) \equiv \langle \cos n\phi \rangle = \frac{\int_0^{2\pi} \cos n\phi \frac{dN}{dy dp_T d\phi} d\phi}{\int_0^{2\pi} \frac{dN}{dy dp_T d\phi} d\phi} \quad (1)$$

where the brackets denote an average value over many events. Since the system is symmetric with respect to the reaction plane for spherical nuclei, $\langle \sin n\phi \rangle$ vanishes. Most of the time, because of limited statistics, v_n is averaged over p_T and/or y . The average value of $v_n(p_T, y)$ over a domain \mathcal{D} of the (p_T, y) plane, corresponding to a detector, will be denoted by $v_n(\mathcal{D})$. In practice, the published data are limited to the $n = 1$ (directed flow) and $n = 2$ (elliptic flow) coefficients. However, higher harmonics could reveal more detailed features of the ϕ distribution [7].

Since the orientation of the reaction plane is not known a priori, v_n must be extracted from the azimuthal correlations between the produced particles. We define the Fourier coefficients of the two-particle correlation function

$$c_n(p_{T1}, y_1, p_{T2}, y_2) \equiv \langle \cos n(\phi_1 - \phi_2) \rangle \quad (2)$$

where brackets denote an average over many pairs of particles (from many events) with fixed transverse momenta and rapidities. The average value of c_n over (p_{T2}, y_2) in the domain \mathcal{D} is denoted by $c_n(p_{T1}, y_1, \mathcal{D})$, and the average over both (p_{T1}, y_1) and (p_{T2}, y_2) by $c_n(\mathcal{D}, \mathcal{D})$.

The standard flow analysis assumes that the only azimuthal correlation between particles comes from their correlation with the reaction plane [7,9]. In that case, if the direction of the reaction plane defines the azimuth origin $\phi = 0$, the azimuthal angles are mutually independent. This implies that

$$c_n(p_{T1}, y_1, p_{T2}, y_2) = v_n(p_{T1}, y_1)v_n(p_{T2}, y_2), \quad (3)$$

where we have used the fact that $\langle \sin n\phi_1 \rangle = \langle \sin n\phi_2 \rangle = 0$. Note that Eq.(3) is invariant under a global change of sign : $v_n(p_T, y) \rightarrow -v_n(p_T, y)$. Hence the sign of v_n cannot be determined from c_n . It is fixed either by physical considerations or by an independent measurement. For instance, NA49 chooses the minus sign for the v_1 of charged pions [13]. Averaging Eq.(3) over (p_{T1}, y_1) and (p_{T2}, y_2) in the domain \mathcal{D} , one obtains :

$$v_n(\mathcal{D}) = \pm \sqrt{c_n(\mathcal{D}, \mathcal{D})}. \quad (4)$$

This equation shows in particular that average the two-particle correlation $c_n(\mathcal{D}, \mathcal{D})$ due to flow is necessarily positive. Finally, integrating (3) over (p_{T2}, y_2) , and using (4), one obtains the differential Fourier coefficient $v_n(p_{T1}, y_1)$:

$$v_n(p_{T1}, y_1) = \pm \frac{c_n(p_{T1}, y_1, \mathcal{D})}{\sqrt{c_n(\mathcal{D}, \mathcal{D})}}. \quad (5)$$

The Fourier coefficients of the azimuthal distribution are thus expressed as functions of the two-particle correlation function.

Note that the actual experimental procedure is usually different: first, one estimates the azimuth of the reaction plane by summing over many particles; then one studies the correlation of another particle with respect to the estimated reaction plane. However, the same assumptions are made in both cases (the only azimuthal correlations are from flow),

thus both procedures give the same result if the same Fourier harmonic n is used to estimate the reaction plane. This equivalence was first pointed out in [15].

More generally, if the m^{th} Fourier harmonic is used to estimate the reaction plane, the azimuth of the latter is determined modulo $2\pi/m$, and one can measure the coefficient v_n with respect to this reaction plane if n is a multiple of m : this is the quantity denoted by v_{nm} in [7]. Only the case $n = m$ will be considered in this paper.

III. AZIMUTHAL CORRELATIONS DUE TO THE HBT EFFECT

Let us now calculate the two-particle correlation between identical particles due to the HBT effect. In the following, we shall only consider correlations between pions. Since pions are bosons, their correlation is positive, i.e. of the same sign as the correlation due to flow (see Eq.(4)). But HBT correlations are not flow: they do not contribute (at least in a first approximation) to the “true” v_n ; indeed, they are also present for central collisions, where v_n vanishes by symmetry. However, HBT correlations give azimuthal correlations, i.e. they contribute to c_n defined in Eq.(2). Therefore, if one applies the standard flow analysis outlined in the previous section, HBT correlations alone yield a spurious flow, which we calculate in this section.

First, let us estimate its order of magnitude. The HBT effect gives a correlation of order unity between two identical pions with momenta \mathbf{p}_1 and \mathbf{p}_2 if $|\mathbf{p}_2 - \mathbf{p}_1| \lesssim \hbar/R$, where R is a typical HBT radius, corresponding to the size of the interaction region. From now on, we take $\hbar = 1$. In practice, $R \sim 5$ fm for a Pb–Pb collision, so that $1/R \sim 40$ MeV/c is much smaller than the average transverse momentum, which is close to 400 MeV/c: the HBT effect correlates only pairs with low relative momenta.

In particular, the azimuthal correlation due to the HBT effect is short-ranged : it is significant only if $\phi_2 - \phi_1 \lesssim 1/(Rp_T) \sim 0.1$ for $p_T = 400$ MeV/c. Thus we expect it to contribute to the n^{th} Fourier harmonic as soon as $n \lesssim Rp_T \sim 10$. It is clearly not limited to $n = 1$ and $n = 2$, as will be confirmed by the numerical estimates below.

For given values of p_{T1} and y_1 seen in a detector \mathcal{D} , the order of magnitude of $c_n(p_{T1}, y_1, \mathcal{D})$ is the fraction of particles in \mathcal{D} whose momentum lies in a circle of radius $1/R$ centered at \mathbf{p}_1 . This fraction is of order $(R^3 \langle p_T \rangle^2 \langle m_T \rangle \Delta y)^{-1}$, where $\langle p_T \rangle$ and $\langle m_T \rangle$ are typical magnitudes of the transverse momentum and transverse mass ($m_T = \sqrt{p_T^2 + m^2}$, where m is the mass of the particle), respectively, while Δy is the rapidity interval covered by the detector. Using Eq.(4), this gives a spurious flow of order

$$v_n^{\text{HBT}}(\mathcal{D}) \sim \left(\frac{1}{R^3 \langle p_T \rangle^2 \langle m_T \rangle \Delta y} \right)^{1/2}. \quad (6)$$

The effect is therefore larger for the lightest particles, i.e. for pions. Taking $R = 5$ fm, $\langle p_T \rangle \sim \langle m_T \rangle \sim 400$ MeV/c and $\Delta y = 2$, one obtains $v_n(\mathcal{D}) \sim 2$ %, which is of the same order of magnitude as the flow values measured at SPS. It is therefore *a priori* important to take HBT correlations into account in the flow analysis.

We shall now turn to a more quantitative estimate. For this purpose, we use the standard gaussian parametrization of the correlation function between two identical pions with momenta $\mathbf{p}_1, \mathbf{p}_2$ [16,17]:

$$\frac{dN/d^3\mathbf{p}_1 d^3\mathbf{p}_2}{(dN/d^3\mathbf{p}_1)(dN/d^3\mathbf{p}_2)} = C(\mathbf{p}_1, \mathbf{p}_2) = 1 + \lambda e^{-q_s^2 R_s^2 - q_o^2 R_o^2 - q_L^2 R_L^2} \quad (7)$$

One chooses a frame boosted along the collision axis in such a way that $p_{1z} + p_{2z} = 0$ (“longitudinal comoving system”, denoted by LCMS). In this frame, q_L, q_o and q_s denote the projections of $\mathbf{p}_2 - \mathbf{p}_1$ along the collision axis, the direction of $\mathbf{p}_1 + \mathbf{p}_2$ and the third direction, respectively. The corresponding radii R_L, R_o and R_s , as well as the parameter λ ($0 \leq \lambda \leq 1$), depend on $\mathbf{p}_1 + \mathbf{p}_2$. We neglect this dependence in the following calculation. More sophisticated parametrizations of the correlation function (see for instance [12]) would be irrelevant for our purpose. Note, in particular, that the parametrization (7) assumes that the source is azimuthally symmetric. Therefore the azimuthal correlations studied in this section have nothing to do with flow.

We now compute $c_n(p_{T1}, y_1, \mathcal{D})$ defined in Eq.(2):

$$c_n^{\text{HBT}}(p_{T1}, y_1, \mathcal{D}) = \frac{\int_{\mathcal{D}} d^3 \mathbf{p}_2 \frac{dN}{d^3 \mathbf{p}_2} C(\mathbf{p}_1, \mathbf{p}_2) \cos n(\phi_1 - \phi_2)}{\int_{\mathcal{D}} d^3 \mathbf{p}_2 \frac{dN}{d^3 \mathbf{p}_2}}. \quad (8)$$

Since the correlation vanishes unless \mathbf{p}_2 is very close to \mathbf{p}_1 , we may replace $dN/d^3 \mathbf{p}_2$ by $dN/d^3 \mathbf{p}_1$ in the numerator, and then integrate over \mathbf{p}_2 .

As we have already said, q_s , q_o and q_L are the components of $\mathbf{p}_2 - \mathbf{p}_1$ in the LCMS, and one can equivalently integrate over q_s , q_o and q_L . In this frame, $y_1 \simeq 0$ and one may also replace $dN/d^3 \mathbf{p}_1$ by $(1/m_{T1})dN/d^2 \mathbf{p}_{T1} dy_1$. The resulting formula is boost invariant and can also be used in the laboratory frame.

In order to integrate the numerator of Eq.(8), we need to express $\phi_2 - \phi_1$ as a function of q_s and q_o . The correlation is significant only for $|\mathbf{p}_2 - \mathbf{p}_1| \lesssim 1/R$. If the transverse momentum p_{T1} is much larger than $1/R$, then to a good approximation

$$\phi_2 - \phi_1 \simeq q_s/p_{T1}. \quad (9)$$

For low values of p_{T1} , of the order of $1/R$, Eq.(9) is no more valid. We assume that $R_s \simeq R_o$ and use, instead of (9), the following relation :

$$q_s^2 + q_o^2 = p_{T1}^2 + p_{T2}^2 - 2p_{T1}p_{T2} \cos(\phi_2 - \phi_1). \quad (10)$$

To calculate $c_n^{\text{HBT}}(p_{T1}, y_1, \mathcal{D})$, we insert Eqs.(7) and (9) in the numerator of (8) and integrate over (q_s, q_o, q_L) . The limits on q_o and q_L are deduced from the limits on (p_{T2}, y_2) , using the following relations, valid if $p_T \gg 1/R$:

$$\begin{aligned} q_o &= p_{T2} - p_{T1} \\ q_L &= m_{T1}(y_2 - y_1). \end{aligned} \quad (11)$$

Since q_s is independent of p_{T2} and y_2 (see Eq.(9)), the integral over q_s extends from $-\infty$ to $+\infty$.

Note that values of q_o and q_L much larger than $1/R$ do not contribute to the correlation (7), so that one can extend the integrals over q_o and q_L to $\pm\infty$ as soon as the point (p_{T1}, y_1)

lies in \mathcal{D} and is not too close to the boundary of \mathcal{D} . By too close, we mean within an interval $1/R_o \sim 50$ MeV/c in p_T or $1/(R_L m_T) \sim 0.3$ in y . One then obtains after integration

$$c_n^{\text{HBT}}(p_{T1}, y_1, \mathcal{D}) = \frac{\lambda\pi^{3/2}}{R_s R_o R_L} \exp\left(-\frac{n^2}{4p_{T1}^2 R_s^2}\right) \frac{\frac{1}{m_{T1}} \frac{dN}{d^2\mathbf{p}_{T1} dy_1}}{\int_{\mathcal{D}} \frac{dN}{d^2\mathbf{p}_{T2} dy_2} d^2\mathbf{p}_{T2} dy_2}. \quad (12)$$

At low p_T , Eq.(9) must be replaced by Eq.(10). Then, one must do the following substitution in Eq.(12) :

$$\exp\left(-\frac{n^2}{4\chi^2}\right) \rightarrow \frac{\sqrt{\pi}}{2} \chi e^{-\chi^2/2} \left(I_{\frac{n-1}{2}}\left(\frac{\chi^2}{2}\right) + I_{\frac{n+1}{2}}\left(\frac{\chi^2}{2}\right) \right) \quad (13)$$

where $\chi = R_s p_T$ and I_k is the modified Bessel function of order k .

Let us discuss our result (12). First, the correlation depends on the order n of the Fourier coefficients only through the exponential factor, which kills the correlation in the very low p_T region $p_{T1} \lesssim n/2R_s$. Therefore, as long as n is much smaller than $2R_s \langle p_T \rangle \simeq 20$, the correlation depends weakly on n over most of the p_T range. Physically, this is due to the fact that azimuthal correlations arising from the HBT effect are short-ranged, as discussed above.

Apart from this variation at low p_T , the dependence of the correlation on p_{T1} and y_1 follows that of the momentum distribution in the LCMS (neglecting the m_T and y dependence of HBT radii). This is because the correlation is proportional to the number of particles surrounding \mathbf{p}_1 in phase space. We assume for simplicity that the p_T and y dependence of the particle distribution factorize. In doing so, we neglect the observed variation of $\langle p_T \rangle$ with rapidity [18]. The rapidity dependence of charged pions in a Pb–Pb collision at SPS can be parametrized by a Gaussian distribution [18]:

$$\frac{dN}{dy} = \frac{1}{\sigma\sqrt{2\pi}} \exp\left(-\frac{(y - \langle y \rangle)^2}{2\sigma^2}\right) \quad (14)$$

with $\sigma = 1.4$ and $\langle y \rangle = 2.9$. The normalized p_T distribution is parametrized by

$$\frac{dN}{d^2\mathbf{p}_T} = \frac{1}{2\pi T(m+T)} \exp\left(-\frac{m_T}{T}\right). \quad (15)$$

with $T \simeq 190$ MeV [18]. Note that this parametrization underestimates the number of low- p_T pions. Azimuthal correlations due to the HBT effect, which follow the momentum distribution, vanish if p_T is much larger than the average transverse momentum. From Eq.(12), the correlation is maximum at $p_T = p_{T\text{max}}$ where

$$p_{T\text{max}} = \left(\frac{2T}{m+T} \right)^{1/4} \sqrt{\frac{nm}{2R_s}} \simeq 60\sqrt{n} \text{ MeV}/c. \quad (16)$$

We shall now present numerical estimates for a Pb–Pb collision at SPS. Substituting the correlation calculated from Eq.(12) in Eq.(5), one obtains the value of the spurious flow $v_n^{\text{HBT}}(p_T, y)$ due to the HBT effect. We choose for the domain \mathcal{D} in Eq.(12) the window used by the NA49 collaboration for the flow analysis: for odd n , $4 < y < 6$ and $0.05 < p_T < 0.6$ GeV/c; for even n , $3.5 < y < 5$ and $0.05 < p_T < 2$ GeV/c. We assume that the charged particles used for the determination of the event plane are 85% pions [13], half π^+ , half π^- . This amounts to multiplying the right hand side of Eq.(12) by 0.85×0.5 . The values of R_o , R_s and R_L used in our computations, taking into account that the collisions are semi-peripheral, are respectively 4 fm, 4 fm and 5 fm [19]. Finally, the correlation strength λ is approximatively 0.4 for pions [20].

Fig.1 displays v_n^{HBT} , integrated between $4 < y < 5$ (as are the NA49 data) as a function of p_T . The values of the two first coefficients, integrated over p_T between 0 and 800 MeV/c, are $v_1 = 1.8\%$ and $v_2 = 1.3\%$. This is smaller, but comparable to the values measured by NA49, which are 3% and 2.3%, respectively. As expected, the effect is concentrated at low p_T , where it reaches values as high as 6%. One also sees that HBT correlations produce higher harmonics, with an amplitude which depends weakly on n : the integrated value for v_5 and v_6 are 1.4% and 0.9% respectively, only slightly smaller than the value of the first harmonics. Note also that the values are smaller for even n than for odd n . This is because the rapidity interval chosen to estimate the reaction plane is different.

IV. SUBTRACTION OF HBT CORRELATIONS

In this section, we shall explain how the standard flow analysis must be modified in order to take the HBT effect into account, and we show the result of this modification on the directed and elliptic flow data published by NA49 for pions [13].

HBT correlations, which are not due to flow, must be subtracted before the standard flow analysis is carried out:

$$c_n^{\text{flow}}(p_{T1}, y_1, p_{T2}, y_2) = c_n^{\text{measured}}(p_{T1}, y_1, p_{T2}, y_2) - c_n^{\text{HBT}}(p_{T1}, y_1, p_{T2}, y_2). \quad (17)$$

Averaging (17) over all pairs of particles in the detector \mathcal{D} and using Eq.(4), we obtain the corrected average flow $v_n(\mathcal{D})$:

$$v_n^{\text{corrected}}(\mathcal{D})^2 = v_n^{\text{measured}}(\mathcal{D})^2 - v_n^{\text{HBT}}(\mathcal{D})^2 \quad (18)$$

where v_n^{measured} denotes the flow obtained through the standard analysis without taking into account the HBT correlations, and v_n^{HBT} the spurious flow arising from HBT correlations alone, calculated in the previous section. In the case of the NA49 data [13], we take for $v_n(\mathcal{D})$ the integrated values given in the paper, i.e. $v_1(\mathcal{D}) = 3\%$ and $v_2(\mathcal{D}) = 2.3\%$. Note, however, that these values are averaged over the rapidity interval $4 < y < 5$ and thus do not strictly correspond to the rapidity interval \mathcal{D} chosen to determine the reaction plane. This may slightly modify the corrected data presented below in Figs.2 and 3. We find for the corrected coefficients $v_1^{\text{corrected}}(\mathcal{D}) = 2.5\%$ and $v_2^{\text{corrected}} = 1.8\%$, smaller by 20% than the published values. The resolution of the reaction plane, which is roughly proportional to $v_n(\mathcal{D})$, is also smaller by some 20% than that estimated by NA49.

In order to calculate the corrected differential flow, one must do the subtraction (17) in Eq.(5) both in the numerator and in the denominator. Equations (4) and (5) give the measured correlation as a function of the measured flow.

$$c_n^{\text{measured}}(p_{T1}, y_1, \mathcal{D}) = v_n^{\text{measured}}(p_{T1}, y_1) v_n^{\text{measured}}(\mathcal{D}) \quad (19)$$

Fig.2 displays the rapidity dependence of v_1 and v_2 at low transverse momentum, where the effect of HBT correlations is largest. Let us first comment on the uncorrected data. We note that v_1 is zero below $y < 4$ (i.e. outside \mathcal{D} , where there are no HBT correlations) and jumps to a roughly constant value when $y > 4$ (where HBT correlations set in). This gap disappears once HBT correlations are subtracted, and the resulting values of v_1 are considerably smaller. The values of v_2 are also much smaller after correction, except near mid-rapidity.

Fig.3 displays the p_T dependence of v_1 and v_2 . The behaviour of $v_n(p_T)$ is constrained at low p_T : if the momentum distribution is regular at $\mathbf{p}_T = \mathbf{0}$, then $v_n(p_T)$ must vanish like p_T^n . One naturally expects this decrease to occur on a scale of the order of the average p_T . This is what is observed for protons [13]. However, the uncorrected v_1 and v_2 for pions remain large far below 400 MeV/c. In order to explain this behaviour, one would need to invoke a specific phenomenon occurring at low p_T . No such phenomenon is known. For instance, resonance (mostly Δ) decays are known to populate the low- p_T pion spectrum; however, they are not expected to produce any spectacular increase in the flow.

However, after subtraction of HBT correlations, v_1 and v_2 are much smaller at low p_T and now follow the expected behaviours $v_1 \propto p_T$ and $v_2 \propto p_T^2$ up to 400 MeV/c*. Thus, the peculiar behaviour of the pion flow at low p_T disappears when HBT correlations are taken into account. The latter are important at low p_T , down to $1/R \simeq 40$ MeV/c and explain the large pion flow observed below 400 MeV/c.

*Only the point at $p_T \simeq 100$ MeV/c for v_2 does not fit. For this point, the correction is so large that it leads to a change of sign. However, we note that the corresponding point was much higher in the published version of the data, for which this change of sign would not have been observed.

V. CONCLUSIONS

We have shown that the HBT effect produces correlations which can be misinterpreted as flow when pions are used to estimate the reaction plane. This effect is present only for pions, in the (p_T, y) window used to estimate the reaction plane. Azimuthal correlations due to the HBT effect depend on p_T and y like the momentum distribution in the LCMS, i.e. $(1/m_T)dN/dyd^2p_T$, and depend weakly on the order of the harmonic n .

The pion flow observed by NA49 has peculiar features at low p_T : the rapidity dependence of v_1 is irregular, and both v_1 and v_2 remain large down to values of p_T much smaller than the average transverse momentum, while they should decrease with p_T as p_T and p_T^2 , respectively. All these features disappear once HBT correlations are properly taken into account. Furthermore, we predict that HBT correlations should also produce spurious higher harmonics of the pion azimuthal distribution (v_n with $n \geq 3$) at low p_T , weakly decreasing with n , with an average value of the order of 1%. These higher harmonics should be measured. This would provide a confirmation of the role played by HBT correlations.

Most flow analyses rely on the assumption that all azimuthal correlations come from flow. Our study shows that this assumption must be taken with care. In case it does not apply, the subevent method should not be used. Other methods [21,22], which were used in the first flow papers at Bevalac and AGS [1,2], should be used instead.

Acknowledgements

We thank Art Poskanzer for explanations concerning the NA49 flow analysis and Jean-Paul Blaizot for useful comments on the manuscript.

REFERENCES

- [1] H. Gustafsson *et al.*, Phys. Rev. Lett. **52** (1984) 1590.
- [2] J. Barrette *et al.*, Phys. Rev. Lett. **73** (1994) 2532.
- [3] T. Wienold, NA49 Collaboration, Nucl. Phys. **A610** (1996) 76c.
- [4] P. Danielewicz *et al.*, Phys. Rev. Lett. **81** (1998) 2438.
- [5] H. Sorge, Phys. Rev. Lett. **82** (1999) 2048.
- [6] P. Braun-Munzinger, J. Stachel, J. P. Wessels and N. Xu, Phys. Lett. **B344** (1995) 43.
- [7] A. M. Poskanzer and S. A. Voloshin, Phys. Rev. **C58** (1998) 1671.
- [8] P. Danielewicz *et al.*, Phys. Rev. **C38** (1988) 120.
- [9] P. Danielewicz and G. Odyniec, Phys. Lett. **157B** (1985) 146.
- [10] R. Hanbury-Brown and R. Q. Twiss, Nature (London) **178** (1956) 1046.
- [11] D. H. Boal, C.-K. Gelbke, and B. K. Jennings, Rev. Mod. Phys. **62** (1990) 553.
- [12] U. A. Wiedemann and U. Heinz, Phys. Rep. **319** (1999) 145.
- [13] H. Appelshäuser *et al.*, NA49 Collaboration, Phys. Rev. Lett. **80** (1998) 4136. The data we use in this paper are the revised data available on the NA49 web page.
- [14] S. A. Voloshin and Y. Zhang, Z. Phys. **C70** (1996) 65.
- [15] S. Wang *et al.*, Phys. Rev. **C44** (1991) 1091.
- [16] G. F. Bertsch, M. Gong, and M. Tohyama, Phys. Rev. C **37** (1988) 1896.
- [17] S. Pratt, T. Csörgő, and J. Zimányi, Phys. Rev. C **42** (1990) 2646.
- [18] P. G. Jones (NA49 collaboration), Nucl. Phys. **A610** (1996) 188c.
- [19] R. Ganz (NA49 collaboration), Los Alamos preprint nucl-ex/9909003, to be published

in the Proceedings of Quark Matter'99.

[20] P. Seyboth for the NA49 Collaboration, NA49 Note number 177 “Pion-Pion correlations in 158 AGeV Pb–Pb collisions from the NA49 experiment”, in the Proceedings of the *International Workshop on Multiparticle Production, Correlations and Fluctuations*, Matrahaza, Hungary (14-21/6/98).

[21] P. Danielewicz and M. Gyulassy, Phys. Lett. **129B** (1983) 283.

[22] J.-Y. Ollitrault, Phys. Rev. **D46** (1992) 229; Phys. Rev. **D48** (1993) 1132.

[23] J.-Y. Ollitrault, Nucl. Phys. A590 (1995) 561c.

[24] M. M. Aggarwal *et al.*, WA93 Collaboration, Phys. Lett. **B403** (1997) 390.

FIGURES

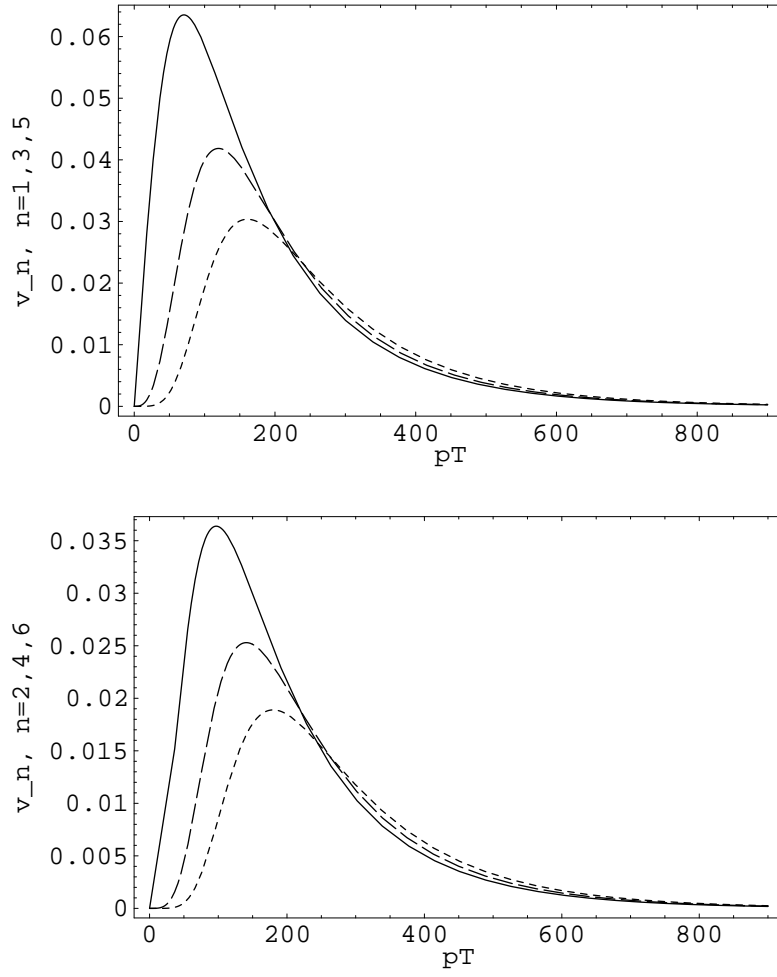


FIG. 1. Apparent v_n from HBT correlations as a function of p_T . Top : $n = 1$ (solid curve), $n = 3$ (long dashes), $n = 5$ (short dashes). Bottom : $n = 2$ (solid curve), $n = 4$ (long dashes), $n = 6$ (short dashes).

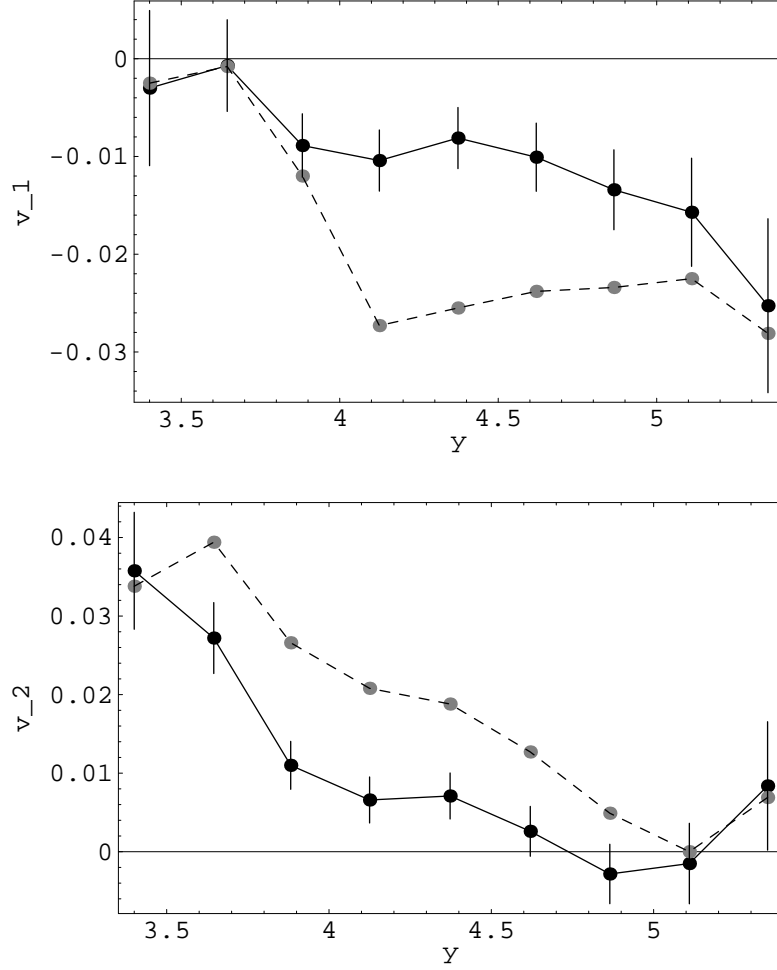


FIG. 2. Directed flow v_1 and elliptic flow v_2 of pions, integrated over $50 < p_T < 350$ MeV/c, as a function of the rapidity, measured by NA49 (dashed curves) and after subtraction of HBT correlations (full curves). For clarity sake, experimental error bars are indicated for the corrected data only.

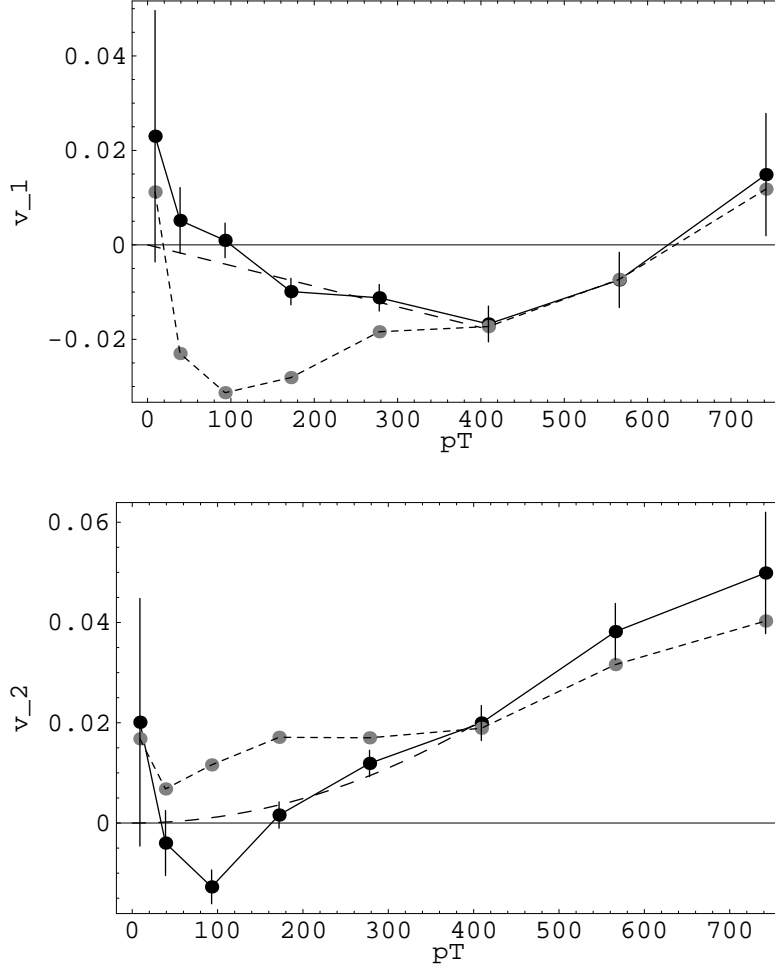


FIG. 3. Directed flow v_1 and elliptic flow v_2 of pions, integrated between $4 < y < 5$, as a function of the transverse momentum p_T in MeV/c, measured by NA49 (short dashes) and after subtraction of HBT correlations (full curves). The long dashes show linear and quadratic fits at low p_T for v_1 and v_2 , respectively.