

Neutrino capture by r -process waiting-point nuclei

Rebecca Surman and Jonathan Engel

Dept. of Physics and Astronomy, CB3255, University of North Carolina, Chapel Hill, NC 27599

April 16, 2018

Abstract

We use the Quasiparticle Random Phase Approximation to include the effects of low-lying Gamow-Teller and first forbidden strength in neutrino capture by very neutron-rich nuclei with $N = 50, 82,$ or 126 . For electron neutrinos in what is currently considered the most likely r -process site the capture cross sections are two or more times previous estimates. We briefly discuss the reliability of our calculations and their implications for nucleosynthesis.

The r process, which is responsible for the formation of half of all elements with $A > 70$, is thought to take place in the “hot bubble” that expands off a proto-neutron star during a type II supernova[1]. If that is the case the nuclei involved are subject to an intense neutrino flux while they are made. This fact has been used to try to constrain the distance of the r -process site from the neutron star[2] and to argue that the time scale for the process is less than usually believed[3].

Serious investigation of these and related issues will require knowledge of cross sections for neutrino capture by the very neutron-rich nuclei that lie along the r -process path. Although several groups have recently estimated the cross sections[2, 4, 5], none has tried to be very precise, for two reasons. First, precision is difficult unless one focuses on a few nuclei, and the r -process involves a huge number of neutron-rich isotopes. Second, conditions in the hot bubble are so uncertain that precise estimates are not really warranted. Here, nonetheless, we attempt to calculate charge-changing neutrino-nucleus scattering rates¹ a little more carefully than before in particularly important “waiting-point” isotopes at neutron closed shells. The reason is not so much to be precise as it is to investigate effects that systematically increase cross sections above current estimates.

Using the neutrino-nucleus scattering formalism presented in Ref. [6], we examine two kinds of nuclear transitions not yet considered in this context that can be prompted by neutrinos and therefore add to the cross section: Gamow-Teller (GT) and first-forbidden transitions to *low-lying* excited states. Since most of the GT transition strength, induced by the operator $\vec{\sigma}\tau_+$, lies in a single broad resonance the low-energy strength has usually been neglected; Ref. [5], for example, approximates the entire distribution by a Gaussian of width 5 MeV. But the energy of the GT resonance in very neutron-rich nuclei is probably high enough to prevent excitation by most hot-bubble neutrinos, the average energy of which is only about 11 MeV. The same is true of the isobar analog (IA) resonance, which is excited even less because $J = 0$ states have only a single M -substate. The low-lying GT strength may therefore contribute nearly as much to cross sections as the resonances, even though it is small in comparison.

Forbidden transitions induced by the operators $\vec{r}\tau_+$ and $[\vec{r}\vec{\sigma}]^{J=0,1,2}\tau_+$ have not been considered either, except briefly and without definite conclusion in Ref. [4], because in stable nuclei they too are concentrated in high-lying (dipole-like) resonances and, moreover, are further suppressed by a factor of $(qR)^2$, where R is the nuclear radius. In very neutron-rich nuclei, however, it is possible that some forbidden strength lies low. The reason is that the forbidden operators, which change parity and ordinarily must create a proton one oscillator shell (roughly speaking) above the neutron they destroy, can actually create a proton in an oscillator shell below the destroyed neutron if there are many more neutrons than protons. The diagram in figure 1 shows that in the unstable nuclei with $N = 82$, for example, operators with $J^\pi = 1^-$ and 2^- can transform a neutron near its Fermi surface to a proton close to its Fermi surface. As a result, some forbidden strength may lie low enough to overcome the $(qR)^2$ suppression (which is really not so great in heavy nuclei) and contribute significantly to the neutrino-nucleus cross sections. The likely magnitude

¹The corresponding antineutrino rates are suppressed in neutron-rich nuclei and won't be considered here.

of this unusual contribution, and of that due to low-lying GT strength, is what we examine here.

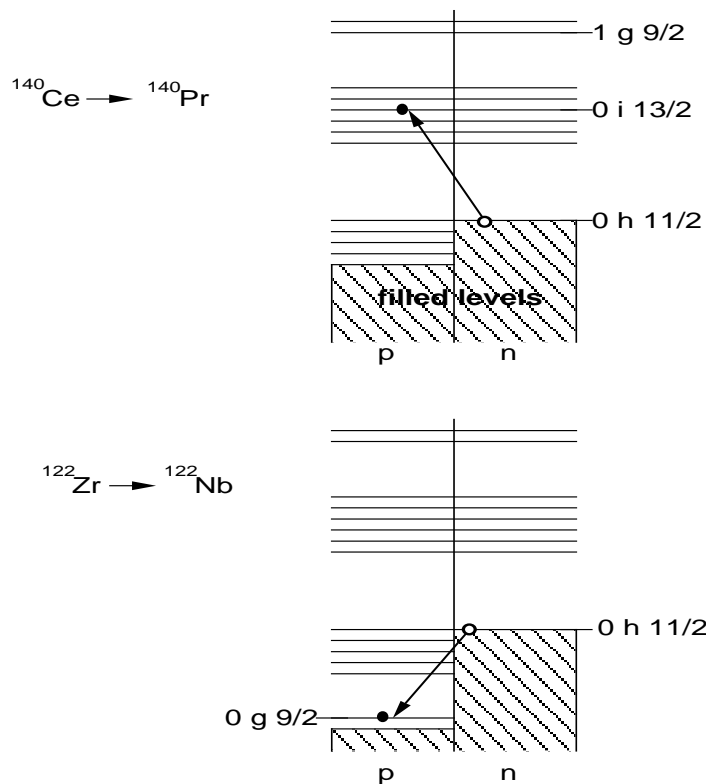


Figure 1: Single-particle picture of forbidden charge-changing (neutron \rightarrow proton) transitions in a stable nucleus and a neutron-rich nucleus, both with $N = 82$. The change in parity restricts neutrons to move up an oscillator shell as they become protons in the stable nucleus, but in the neutron-rich nucleus they can move down an oscillator shell as well.

Assessing the effects of states outside a giant resonance requires a calculation sophisticated enough to represent the competition between single-particle structure, which is responsible for the existence of low-lying strength, and the residual nucleon-nucleon interaction, which gathers strength into the higher-lying resonance. At the same time, and for reasons mentioned above, it is probably not worthwhile to aim for high precision. We therefore use a relatively simple microscopic description based on the neutron-proton Quasiparticle Random Phase Approximation (QRPA)[7, 8]. We restrict ourselves to nuclei with closed neutron shells ($N = 50, 82, 126$) in part to avoid dealing with deformation but also because the closed-shell nuclei form “bottlenecks” in the r -process flow and thus determine the time scale of nucleosynthesis. The nuclear-structure effects that are significant here probably play a role in deformed nuclei as well.

Our calculations proceed as follows: We obtain single-particle energies from the parameterized Wood-Saxon potential in Ref. [9]. Where possible we include all neutron and proton levels that participate with reasonable probability in transitions induced by the Gamow-Teller and forbidden operators. Those that are unbound we take to be resonances; to obtain their wave functions we neglect the Coulomb interaction, making them bound. (We include Coulomb effects in perturbation theory when calculating their energies.) This procedure results in single-particle spaces of up to 20 levels for each kind of particle. Within these large spaces we use two different residual two-body interactions in the QRPA. The first is a δ -function with independent strengths in the particle-hole and particle-particle channels as described in Ref. [10], and the second a combination of 7 Yukawa potentials fit in Ref. [11] to a Paris-potential G-matrix.

To reproduce systematics in stable nuclei and extrapolate to neutron-rich isotopes we modify both forces. First we adjust the strength of each interaction in the pairing channel to obtain pairing gaps $\Delta_p = \Delta_n = 12/\sqrt{A}$ MeV[12] from the BCS equations. In the RPA we then adjust 2 parameters, the strengths of the particle-hole interactions in the 0^+ and 1^+ channels, so as to place the IA and GT resonances at appropriate energies. Unfortunately, although the energy E_{IA} of the analog state follows from the Coulomb energy difference between parent and daughter nuclei, the appropriate value of E_{GT} in very neutron-rich nuclei is less certain. (It is also more important, since the GT resonance contributes more to the cross section.) The usual way to estimate E_{GT} is through a relation of the form $E_{GT} = E_{IA} + \delta$, where, δ has a linear dependence on neutron excess. Though one can fit this parameter to data in the valley of stability[13], it is not obvious how best to extend it to unstable nuclei. Fuller and Meyer[2] take δ to be 0 for $Z/A < 0.377$, while Qian, et al. [5] extrapolate the fit from Ref. [13], $\delta = 26A^{-1/3} - 18.5(N - Z)A^{-1}$ MeV, with the result that $E_{GT} < E_{IA}$ far from stability. Here we try both prescriptions. We also use $g_A = 1$ for the GT transitions to account for missing strength.

Not surprisingly, as is apparent from the top half of figure 2, the δ -function and G-matrix based interactions produce similar GT distributions² once they have been modified/fit as just described, and in particular both predict significant amounts of low-lying strength (though noticeably less than in stable nuclei for $N = 82$ and 126). The reason we use two interactions is really the uncertainty in the location of the forbidden strength, which is harder to measure, decompose, and fit than allowed strength. Instead of relying on the sketchy systematics that do exist[15], we use the two forces without further modification to get a handle on forbidden transitions. For the δ -function interaction, the strengths in the IA and GT channels determine the strengths of the $S = 0$ and $S = 1$ parts of the force, and we fix these once they have been fit to the allowed resonances. For the G-matrix based interaction, we use the original negative-parity proton-neutron matrix elements. As shown in the bottom of the figure, the 2^- strength distributions produced by the two interactions are quite similar. Both forces in the end do predict some low-lying forbidden strength; the large neutron excess prevents the giant resonances from swallowing everything up. As a result the forbidden transitions as well as the GT transition to

²The large resonance widths are due to a prescription for spreading taken from Ref. [14]; they may not be realistic but altering them has little effect on the neutrino cross sections.

low-lying states can change the reaction rates substantially.

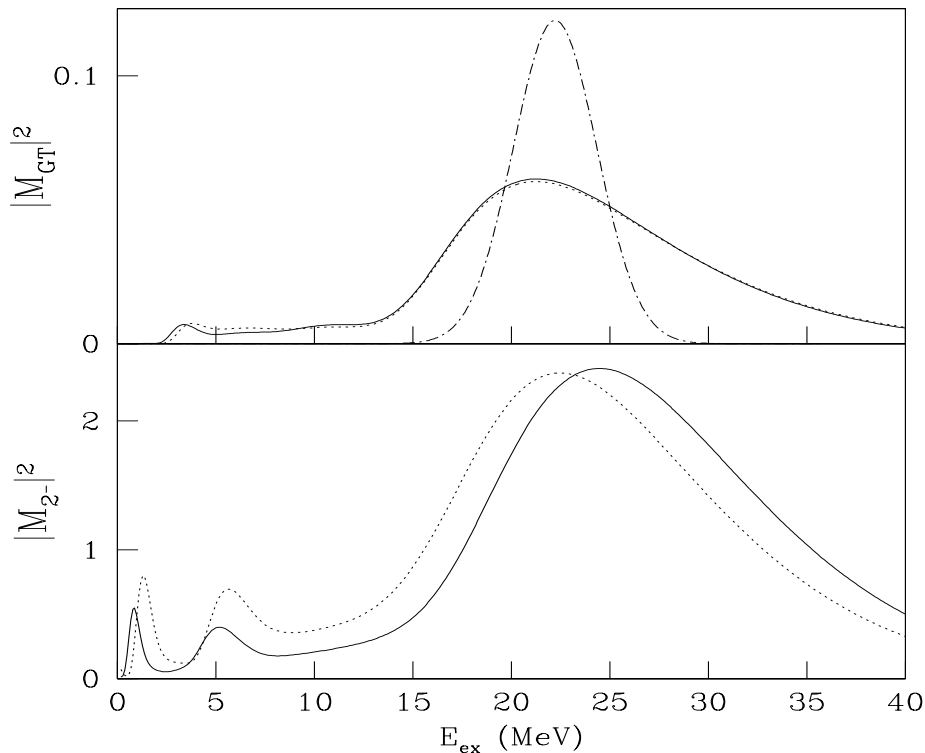


Figure 2: Calculated GT (a) and forbidden 2^- (b) strength distributions for ^{124}Mo . The solid lines come from the δ -function interaction and the dashed lines from the G-matrix based interaction. The dot-dashed line in (a) is from a Gaussian GT resonance centered at the energy of the isobar analog state and with a width of 5 MeV, normalized to give the correct total strength.

To see this quantitatively, we use the (approximate) spectrum of supernova electron neutrinos[5],

$$f(E_\nu) = \frac{1}{F_2(\eta_\nu)T_\nu^3} \frac{E_\nu^2}{\exp[(E_\nu/T_\nu) - \eta_\nu] + 1} , \quad (1)$$

where T is the temperature, η_ν the chemical potential, and F_2 a normalizing factor, to obtain spectrum-averaged neutrino cross sections

$$\langle \sigma_\nu \rangle = \int f(E_\nu) \sigma(E_\nu) dE_\nu . \quad (2)$$

The capture rates are directly proportional to $\langle \sigma_\nu \rangle$. Several values for the chemical potential η_ν appear in the literature, but while changes in that parameter affect the overall rates, they don't change the relative importance of low-lying strength with respect to the resonant strength considered previously. We therefore simply use $\eta_\nu = 3$ and adjust T so that the average neutrino energy is about 11 MeV.

Contributions of the low-lying GT and forbidden strength to the spectrum-averaged cross sections for two representative nuclei appear in figures 3 and 4. These particular plots result from the δ -function interaction and the prescription $E_{GT} = E_{IA}$, but the notable features are always the same. Figure 3 shows the contribution of low-lying GT strength in ^{78}Ni and ^{190}Gd to $f(E_\nu)\sigma(E_\nu)$ as a function of neutrino energy. The solid line represents the cross sections obtained with the full QRPA GT strength distribution calculated here, while the dashed line represents those calculated as in Ref. [5], with a Gaussian GT strength distribution centered at the energy of the isobar analog state and having a width of 5 MeV (the GT distributions themselves are compared in figure 2). The low-lying strength increases the cross sections for neutrinos below 15 MeV substantially, especially when the neutron excess is very large. We may even be underestimating the extent of the increase. The GT distribution shown in figure 1 has considerably less low-lying strength than do most stable nuclei. The reason is that near the drip line the resonance is higher in energy and particle-hole force must therefore be stronger, with the side effect that more GT strength is pulled into the resonance. If the GT distributions at $N = 82$ and 126 looked more like those in stable nuclei the allowed contribution to neutrino rates would go up even further.

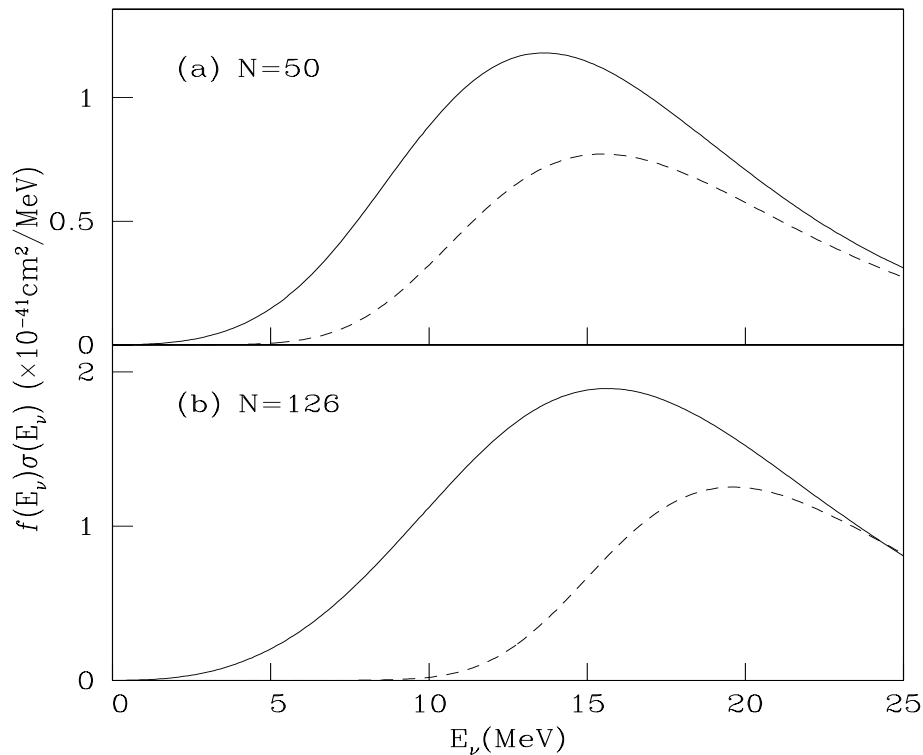


Figure 3: GT contributions to spectrum-averaged neutrino-nucleus scattering cross sections for (a) ^{78}Ni and (b) ^{190}Gd . The solid line is the full GT contribution calculated here and the dashed line the contribution of the Gaussian GT distribution.

Figure 4 shows the role played by forbidden transitions in the same two nuclei; it compares the total GT contribution to $f(E_\nu)\sigma(E_\nu)$ just discussed with the contributions of the 1^- and 2^- transitions. The low-lying forbidden strength ought to increase with neutron excess and, indeed, figure 4 shows that the forbidden portion of the cross section in ^{190}Gd is clearly larger than that in ^{78}Ni . In general, the unusual low-lying forbidden strength provides about 5–10% of the total spectrum-averaged cross section when $N = 50$, 10–20% when $N = 82$, and 20–35% when $N = 126$.

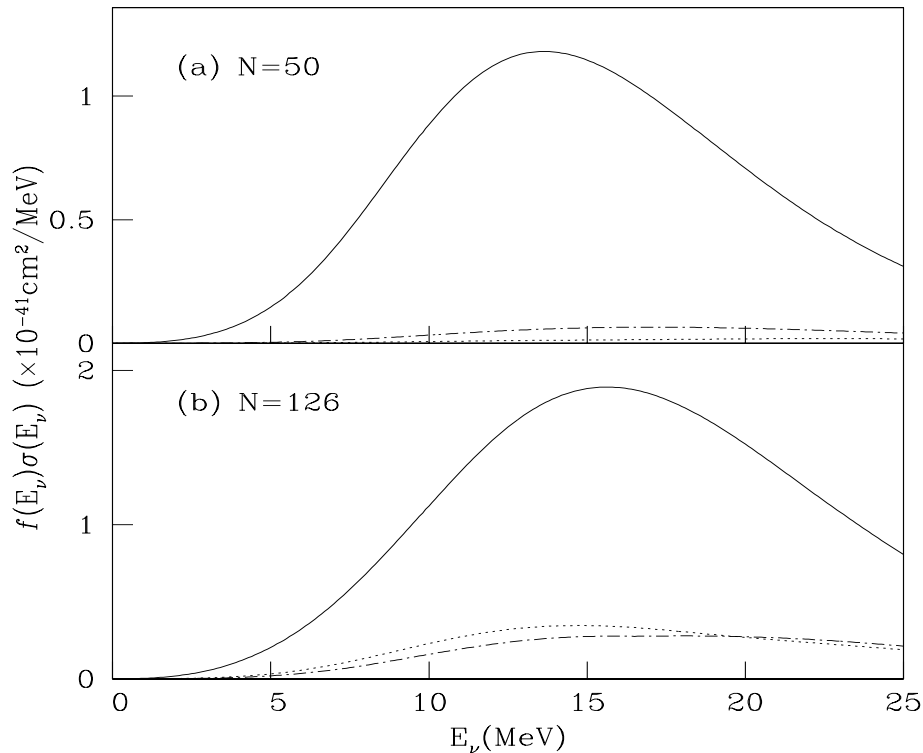


Figure 4: Contributions to spectrum-averaged neutrino-nucleus scattering cross sections for (a) ^{78}Ni and (b) ^{190}Gd . The solid line is the GT contribution and the dashed and dot-dashed lines are the 1^- and 2^- first-forbidden contributions.

Table 1 compares $\langle\sigma_\nu\rangle_{\text{total}}$, our total cross section, with $\langle\sigma_\nu\rangle_0$, that calculated under the assumption that only the IA state and GT resonance (with width 5 MeV) contribute, in several nuclei. The factors in the table are calculated with $E_{GT} = E_{IA}$; rates with $E_{GT} < E_{IA}$ are all of course larger, but the ratio of $\langle\sigma_\nu\rangle_{\text{total}}$ to $\langle\sigma_\nu\rangle_0$ remains roughly constant for the $N = 50$ and $N = 82$ nuclei. (For the $N = 126$ nuclei, it drops by 10–20% because the parameter δ , which lowers the GT resonance, grows rapidly with neutron excess for large A). More detailed results for three representative nuclei and the several prescriptions described above appear in table 2, where $\langle\sigma_\nu\rangle_{\text{total}}$ is broken up into allowed and forbidden parts. In the heaviest nuclei our estimates are more than twice as large as those made before, and we believe it more likely that they are too small than too large.

Table 1: Comparison of total spectrum-averaged ν_e cross sections as calculated in this work, $\langle\sigma_\nu\rangle_{\text{total}}$, to allowed-only cross sections, $\langle\sigma_\nu\rangle_0$, calculated with the Gaussian GT strength distribution (see text). All cross sections are in units of 10^{-41}cm^2 .

| Z | N | A | $\langle\sigma_\nu\rangle_{\text{total}}/\langle\sigma_\nu\rangle_0$ |
|----|-----|-----|--|
| 26 | 50 | 76 | 1.6 |
| 28 | 50 | 78 | 1.6 |
| 30 | 50 | 80 | 1.6 |
| 40 | 82 | 122 | 1.8 |
| 42 | 82 | 124 | 1.8 |
| 46 | 82 | 128 | 1.8 |
| 48 | 82 | 130 | 1.7 |
| 62 | 126 | 188 | 2.3 |
| 64 | 126 | 190 | 2.2 |
| 66 | 126 | 192 | 2.2 |
| 68 | 126 | 194 | 2.1 |

Table 2: Total spectrum-averaged ν_e cross sections for three representative nuclei, with two different forces and two prescriptions for the position of the GT centroid. All cross sections are in units of 10^{-41}cm^2 .

| Z | N | A | prescription | force | $\langle\sigma_\nu\rangle_0$ | $\langle\sigma_\nu\rangle_{\text{allowed}}$ | $\langle\sigma_\nu\rangle_{\text{forbidden}}$ | $\langle\sigma_\nu\rangle_{\text{total}}$ |
|----|-----|-----|----------------------------|--------------------|------------------------------|---|---|---|
| 28 | 50 | 78 | $E_{GT} = E_{IA}$ | δ -function | 13.6 | 19.9 | 1.5 | 21.4 |
| | | | | G-matrix | 13.6 | 22.4 | 1.4 | 23.8 |
| | | | $E_{GT} = E_{IA} + \delta$ | δ -function | 16.1 | 24.1 | 1.8 | 25.9 |
| | | | | G-matrix | 16.1 | 26.6 | 1.4 | 28.0 |
| 42 | 82 | 124 | $E_{GT} = E_{IA}$ | δ -function | 19.6 | 29.4 | 4.9 | 34.3 |
| | | | | G-matrix | 19.6 | 30.1 | 7.0 | 37.1 |
| | | | $E_{GT} = E_{IA} + \delta$ | δ -function | 29.7 | 41.3 | 6.3 | 47.6 |
| | | | | G-matrix | 29.7 | 42.0 | 7.0 | 49.0 |
| 64 | 126 | 190 | $E_{GT} = E_{IA}$ | δ -function | 20.6 | 34.3 | 11.9 | 46.2 |
| | | | | G-matrix | 20.6 | 38.9 | 21.3 | 60.2 |
| | | | $E_{GT} = E_{IA} + \delta$ | δ -function | 35.0 | 49.0 | 14.7 | 63.7 |
| | | | | G-matrix | 35.0 | 49.4 | 21.3 | 70.7 |

To sum up, we find that low-lying GT and first forbidden strength increases the rate of neutrino scattering from very neutron-rich nuclei, usually by factors of two or more. Our cross sections are still uncertain, in part because of our relatively poor understanding of nuclei far from stability. More careful and accurate calculations are possible even without more data, but in our view the effort is not warranted yet because of the still quite large uncertainty in, e.g., the flux of hot-bubble neutrinos. No matter what the sources and amounts of uncertainty, however, our results point to a *uniform* and significant increase in capture rates over previous estimates. Any serious calculation must include the effects

we describe, and neutrino capture will play a larger role in the r -process than one would otherwise believe.

References

- [1] S.E. Woosley, J.R. Wilson, G.J. Mathews, R.D. Hoffman, and B.S. Meyer, *Astrophys. J.* **433**, 229 (1994).
- [2] G.M. Fuller and B.S. Meyer, *Astrophys. J.* **453**, 792 (1995).
- [3] Y.-Z. Qian, *Nucl. Phys. A* **621**, 363 (1997).
- [4] G.C. McLaughlin and G.M. Fuller, *Astrophys. J.* **455**, 202 (1996).
- [5] Y.-Z. Qian, W.C. Haxton, K. Langanke, and P. Vogel, *Phys. Rev. C* **55**, 1532 (1997).
- [6] J.D. Walecka, in: *Muon Physics*, Vol. 2, eds. V.W. Hughes and C.S. Wu (Academic, New York, 1975), p. 113.
- [7] J.A. Halbleib and R.A. Sorensen, *Nucl. Phys. A* **98**, 542 (1967).
- [8] D. Cha, *Phys. Rev. C* **27**, 2269 (1983).
- [9] G.F. Bertsch, *The Practitioner's Shell Model* (American Elsevier, New York, 1972).
- [10] J. Engel, P. Vogel, and M.R. Zirnbauer, *Phys. Rev. C* **37**, 731 (1998).
- [11] A. Hosaka, K.-I. Kubo, and H. Toki, *Nucl. Phys. A* **444**, 76 (1985).
- [12] H. Homma, E. Bender, M. Hirsch, K. Muto, H.V. Klapdor-Kleingrothaus, and T. Oda, *Phys. Rev. C* **54**, 2972 (1996).
- [13] K. Nakayama, A. Pio Galeao, and F. Krmpotic, *Phys. Lett. B* **114**, 217 (1982).
- [14] R.D. Smith and J. Wambach, *Phys. Rev. C* **38**, 100 (1988).
- [15] D.J. Horen, C.D. Goodman, D.E. Bainum, C.C. Foster, C. Gaarde, C.A. Goulding, M.B. Greenfield, J. Rapaport, T.N. Taddeucci, E. Sugarbaker, T. Masterson, S.M. Austin, A. Galonsky, W. Sterrenburg, *Phys. Lett. B* **99**, 383 (1981).