

Azimuthally Sensitive Femtoscopy and v_2

Boris Tomášik

*The Niels Bohr Institute, Blegdamsvej 17, 2100 Copenhagen Ø, Denmark
and Ústav jaderné fyziky AVČR, 25068 Řež, Czech Republic*

Abstract. I investigate the correlation between spatial and flow anisotropy in determining the elliptic flow and azimuthal dependence of the HBT correlation radii in non-central nuclear collisions. It is shown that the correlation radii are in most cases dominantly sensitive to the anisotropy in space. In case of v_2 , the correlation depends strongly on particle species. A procedure for disentangling the spatial and the flow anisotropy is proposed.

Keywords: HBT, non-central collisions, anisotropy, v_2

PACS: 25.75.-q, 25.75.Ld

MOTIVATION

In non-central nuclear collisions at RHIC energies, the resulting fireball can exhibit anisotropy in both spatial shape and transverse expansion velocity profile. They both influence the measured “elliptic flow” coefficient v_2 [1]. A question arises: how are they correlated in the determination of v_2 , i.e., which combinations of spatial and flow anisotropy lead to the same elliptic flow?

On the other hand, dependence of HBT correlation radii on the azimuthal angle is also shaped by the two mentioned anisotropies. Therefore, the same question can be asked: how do the spatial anisotropy and transverse expansion flow anisotropy combine in the ϕ -dependence of correlation radii?

An analogical situation appears in determining the slopes of single-particle p_T -spectra. It is well known that they are determined by temperature and transverse expansion velocity and that it is impossible to disentangle these two quantities from a single measured spectrum. There is, however, also the M_T -dependence of HBT radii in which the correlation of temperature and transverse flow is qualitatively different from that in the determination of spectra. Temperature and transverse flow velocity then can be unambiguously measured from analysing both spectra and HBT radii.

A similar solution shall be sought here: can we disentangle spatial and flow anisotropy in non-central collisions by analysing both v_2 and the azimuthally sensitive HBT radii?

Note that several statements have been made in literature which are related to this programme. In [2] the STAR collaboration concluded that it was impossible to determine spatial anisotropy just from the measurement of v_2 and a conjecture was made that HBT analysis would be able to gain such result. Two qualitatively different final states resulted from hydrodynamic simulations by Heinz and Kolb [3] and the authors demonstrated the possibility to distinguish these states by HBT interferometry. Here I report on a systematic study of the interplay between spatial and flow anisotropy in framework of generalisations of the blast-wave model.

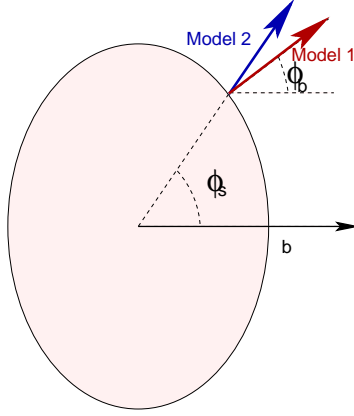


FIGURE 1. The two different models for transverse expansion velocity used here.

AN AZIMUTHALLY ANISOTROPIC BLAST-WAVE MODEL

Instead of fully describing the used model I will just focus on those features which are important for this work and refer the reader to literature for more detailed discussion [5, 4]. Suffice it to say that the fireball is thermalised with a temperature T and exhibits longitudinally boost-invariant expansion. Its transverse profile is ellipsoidal and the emission function is

$$S(x, p) \propto \Theta(1 - \tilde{r}), \quad \tilde{r} = \sqrt{\frac{x^2}{R_x^2} + \frac{y^2}{R_y^2}}, \quad (1)$$

where R_x and R_y are the two transverse radii, in and out-of-plane, respectively. They can be parametrised with the help of a spatial anisotropy parameter a

$$R_x = aR, \quad R_y = \frac{R}{a}. \quad (2)$$

Thus an out-of-plane elongated source is characterised by $a < 1$, whereas for an in-plane elongated source we have $a > 1$.

The transverse expansion velocity also depends on the azimuthal angle. The velocity is given as

$$v_{\perp} = \tanh \rho(\tilde{r}, \phi). \quad (3)$$

We shall have a closer look at two models which differ in the azimuthal variation of the velocity. In *Model 1* [5] the velocity is always perpendicular to a surface given by $\tilde{r} = \text{const}$. This direction together with the reaction plane defines the azimuthal angle ϕ_b , as illustrated in Figure 1. The transverse rapidity

$$\rho(\tilde{r}, \phi) = \tilde{r} \rho_0 (1 + \rho_2 \cos(2\phi_b)), \quad (4)$$

where the parameter ρ_0 measures the radial flow and ρ_2 is the flow anisotropy parameter. As the velocity is perpendicular to the surface of the fireball, this model resembles the

expansion profile early in the fireball evolution: the direction of velocity coincides with acceleration which in turn is given by the pressure gradient.

In *Model 2* the transverse expansion velocity is directed radially and varies with the usual azimuthal angle, which is denoted as ϕ_s here

$$\rho(\tilde{r}, \phi) = \tilde{r} \rho_0 (1 + \rho_2 \cos(2\phi_s)). \quad (5)$$

THE ELLIPTIC FLOW

Recall that v_2 is defined as the second Fourier coefficient of the azimuthal dependence of spectrum

$$P_1(p_T, \phi) = \left. \frac{d^3N}{p_T dp_T dy d\phi} \right|_{y=0} = \frac{1}{2\pi} \left. \frac{d^2N}{p_T dp_T dy} \right|_{y=0} (1 + 2v_2(p_T) \cos(2\phi) + \dots). \quad (6)$$

It can be calculated in the two used models and the result reads [4]

$$v_2 = \frac{\int_0^1 d\tilde{r} \tilde{r} \int_0^{2\pi} d\phi \cos(2\phi) J(\phi) K_1(a) I_2(b)}{\int_0^1 d\tilde{r} \tilde{r} \int_0^{2\pi} d\phi J(\phi) K_1(a) I_0(b)}, \quad (7)$$

where the arguments of the Bessel functions are $a = m_T \cosh \rho(\tilde{r}, \phi)/T$ and $b = p_T \sinh \rho(\tilde{r}, \phi)/T$. The *only* difference between the two models appears in the Jacobian $J(\phi)$

$$\text{Model 1:} \quad J(\phi) = (a^2 \cos^2 \phi + a^{-2} \sin^2 \phi), \quad (8a)$$

$$\text{Model 2:} \quad J(\phi) = (a^{-2} \cos^2 \phi + a^2 \sin^2 \phi). \quad (8b)$$

From these relations it is obvious that the two models lead to the same v_2 if they are related by transformation $a \rightarrow a^{-1}$. In other words, one in-plane and another out-of-plane source give the same v_2 . This is an *analytic illustration of the claim that it is impossible to determine even the qualitative type of spatial anisotropy just from measurement of v_2* .

Now we can look on the correlation between flow and spatial anisotropy and study it only for Model 1, since results for the other Model are obtained simply by substitution $a \rightarrow a^{-1}$. In Figure 2 we see that the correlation between a and ρ_2 strongly depends on the particle species. Hence, here is a strategy for determining both a and ρ_2 : first determine the temperature and radial flow coefficient ρ_0 from azimuthally integrated spectra. Their dependence on azimuthal anisotropies was shown to be small [5]. Then measure v_2 for at least two particle species and obtain a and ρ_2 . Of course, this procedure assumes that we know which model to use for the analysis. This leaves an open question which is to be answered by correlation measurement.

AZIMUTHALLY SENSITIVE HBT

In non-central collisions, the HBT correlation radii can be measured as a function of the azimuthal angle ϕ . We shall focus mainly on the two transverse radii R_o and R_s and

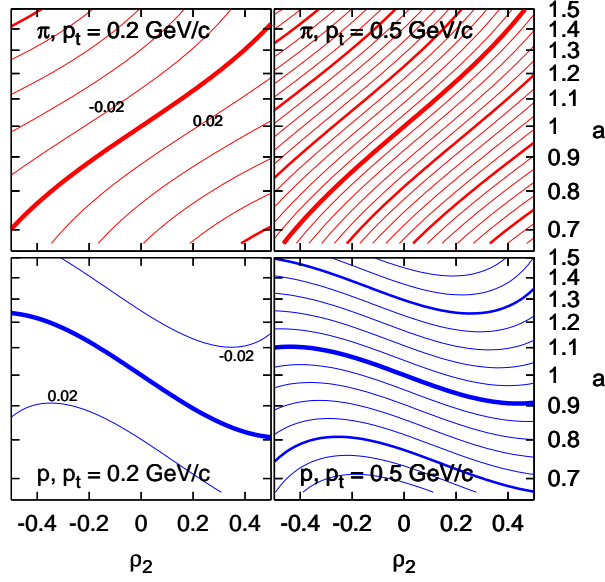


FIGURE 2. Elliptic flow v_2 calculated with Model 1 for pions (upper row) and protons (lower row) with $p_T = 0.2 \text{ GeV}/c$ (left column) and $0.5 \text{ GeV}/c$ (right column). The used values $T = 100 \text{ MeV}$ and $\rho_0 = 0.88$. Thickest contour lines show where v_2 vanishes; consecutive lines correspond to steps by 0.02 .

decompose their azimuthal angle dependence as [6, 7]

$$R_o^2(\phi) = R_{o,0}^2 + 2R_{o,2}^2 \cos 2\phi + \dots \quad (9a)$$

$$R_s^2(\phi) = R_{s,0}^2 + 2R_{s,2}^2 \cos 2\phi + \dots \quad (9b)$$

The individual terms of these decompositions are obtained as various combinations of space-time variances taken with the emission function [6, 7]. Because we are rather interested in the oscillation of the radii and not so much in their absolute size, we shall look at the normalised oscillation amplitudes $R_{i,2}^2/R_{i,0}^2$ [5]¹. They are sensitive to a and ρ_2 , but less sensitive to R and ρ_0 .

From Figure 3 we conclude that the azimuthal oscillations of the HBT correlation radii are mainly shaped by the *spatial* anisotropy parameter a . Dependence on flow anisotropy is weaker, with the only exception of R_s^2 at high K_t in Model 2 which is determined mainly by flow. This confirms the statement that the azimuthal dependence of correlation radii follows mainly the spatial anisotropy, especially at low K_t . This has been shown here in framework of two models. It would be natural to expect this behaviour to be valid in general. It can be spoilt by very strong flow gradients which differ by much in in-plane and out-of-plane directions. A questions arises, however, whether large enough difference of the flow gradients is realistic.

¹ In fact, Retière and Lisa realised in [5] that because it also includes time contributions, $R_{o,0}^2$ is not a good normalisation quantity and so used $R_{s,0}^2$ to normalise *all* of $R_{o,2}^2$, $R_{s,2}^2$, and $R_{ol,2}^2$. This is not done here.

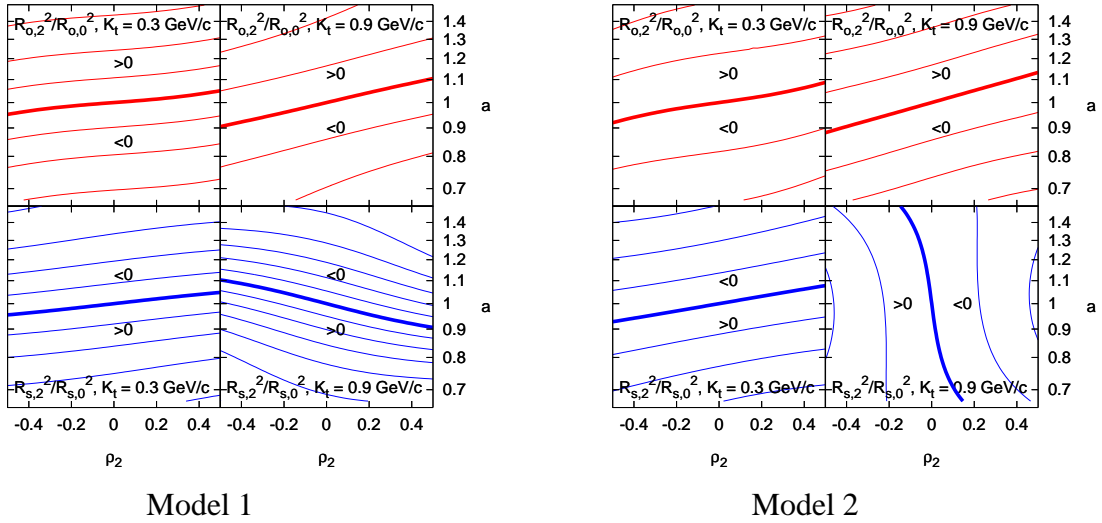


FIGURE 3. Normalised oscillation amplitudes $R_{o,2}^2/R_{o,0}^2$ (upper row) and $R_{s,2}^2/R_{s,0}^2$ (lower rows) as functions of a and ρ_2 calculated for $T = 0.1$ GeV, $\rho_0 = 0.88$, $R = 9.41$ fm, $\tau_0 = 9$ fm/c, $\Delta\tau = 1$ fm/c (see [4] for definitions of all parameters). Left columns show results for $K_T = 0.3$ GeV/c, right columns correspond to $K_T = 0.9$ GeV/c. Thickest lines show where the second-order oscillation terms vanish, other contours are set in steps of 0.1.

The two investigated models exhibit similar dependence on the spatial anisotropy parameter a when focusing on the oscillation of HBT radii. Recall, however, that they were related by transformation $a \rightarrow a^{-1}$ when reproducing the same v_2 . Therefore, two different models which both reproduce v_2 measurement will behave differently when fitting the azimuthal dependence of HBT radii. This is illustrated in Figure 4. Both models used in this figure fit measured the v_2 for pions and protons well. However, while Model 1 reproduces the RHIC data qualitatively well, Model 2 leads to the phase of oscillation just opposite to data [8].

Thus we conclude that among the two models used in this study, Model 1 seems to correspond to RHIC data, whereas Model 2 is clearly ruled out. This does not disqualify it, however, from future applications at the LHC where possibly longer lived fireballs could be produced which will develop a different transverse flow pattern.

CONCLUSIONS

It has been demonstrated analytically that one cannot disentangle spatial and flow anisotropy of the fireball just from a measurement of v_2 . I also demonstrated that, at least for two classes of models, the azimuthal dependence of correlation radii reflects the type of spatial anisotropy the source actually exhibits.

Thus I can propose the following (schematic) procedure for disentangling a and ρ_2 : first measure the azimuthal dependence of HBT radii and determine the spatial anisotropy a . Then, with that a try to reproduce v_2 for more species. Since for different species a and ρ_2 are correlated in different ways, this should lead to unique pair of the

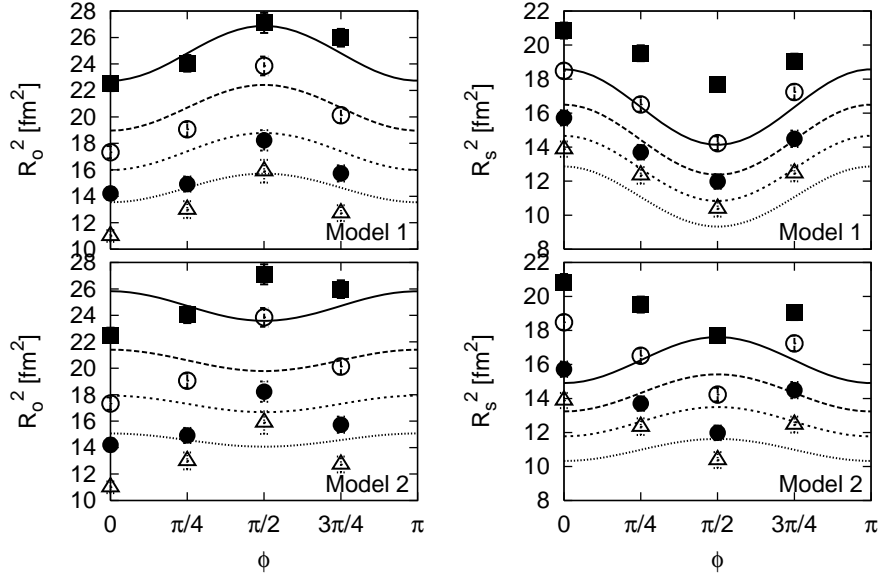


FIGURE 4. Comparison of the dependence of R_o^2 and R_s^2 on azimuthal angle ϕ with the data measured by STAR collaboration (Au+Au at 200 AGeV, centrality class 20–30%) [8]. The curves and data points correspond from top to bottom to $K_T = 0.2, 0.3, 0.4, 0.52$ GeV/c. Parameters of the models are: $T = 0.12$ GeV, $\rho_0 = 0.99$, $\rho_2 = 0.035$, $R = 9.41$ fm, $\tau_0 = 5.02$ fm/c, $\Delta\tau = 2.9$ fm/c, and $a = 0.946$ (Model 1) or $a = 1.057$ (Model 2). Both models were tuned to fit $v_2(p_T)$ [9].

anisotropy parameters.

ACKNOWLEDGEMENTS

This research and presentation were supported by a Marie Curie Intra-European Fellowship within the 6th European Community Framework Programme.

REFERENCES

1. S. Voloshin and Y. Zhang, *Z. Phys. C* **70**, 665 (1996).
2. C. Adler *et al.* [STAR Collaboration], *Phys. Rev. Lett.* **87**, 182301 (2001).
3. U. Heinz and P.F. Kolb, *Phys. Lett. B* **542**, 216 (2002).
4. B. Tomášik, *Acta Physica Polonica B* **36**, 2087 (2005).
5. F. Retière and M.A. Lisa, *Phys. Rev. C* **70**, 044907 (2004).
6. U. Heinz, A. Hummel, M. A. Lisa and U. A. Wiedemann, *Phys. Rev. C* **66**, 044903 (2002).
7. B. Tomášik and U. A. Wiedemann, “Central and non-central HBT from AGS to RHIC”, in *Quark Gluon Plasma 3*, edited by R.C. Hwa and X.N. Wang, World Scientific, Singapore, 2004, pp. 715-777, [arXiv:hep-ph/0210250].
8. J. Adams *et al.* [STAR Collaboration], *Phys. Rev. Lett.* **93**, 012301 (2004).
9. B. Tomášik, *Nucl. Phys. A* **749**, 209 (2005).