

An Alternative Understanding of Mass Formulas in Terms of Nuclear Structure

Munetake HASEGAWA¹ and Kazunari KANEKO²

¹*Laboratory of Physics, Fukuoka Dental College, Fukuoka 814-0193*

²*Department of Physics, Kyushu Sangyo University, Fukuoka 813-8503*

A typical form of mass formula is re-explained in terms of nuclear structure. For $N \approx Z$ nuclei, we propose to start with the shell model picture and to consider the $T = 0$ $2n - 2p$ (α -like) correlations as the fundamental concept, instead of the symmetry energy. Subsequently, the symmetry energy is described on the basis of the α -like superfluidity caused by the $T = 0$ $2n - 2p$ correlations, in parallel with the pairing energy described on the basis of the pairing superfluidity. This re-explanation gives useful insight for understanding the nuclear mass formula. The origin of the Wigner energy is also explained in an interacting boson model for the Cooper pairs in the α -like superfluid vacuum. Adding a correction term due to the $T = 0$ $2n - 2p$ correlations, which determines the $T = 0$ base level for nuclear masses, can improve the mass formulas in practice.

§1. Introduction

The Weizsäcker-Bethe mass formula has played an important role for many years. It offers a guideline for developing modern mass formulas. Indeed, modern mass formulas, such as the droplet mass formula (FRDM)¹⁾ (excluding the Hartree-Fock approaches^{2),3)}) largely retain the original form. They include the pairing and symmetry energy terms, in addition to the volume, surface and Coulomb energy terms. While the pairing energy has been investigated by combining with the microscopic pairing correlations, the symmetry energy has not necessarily been investigated from the point of view of the shell model. A recent detailed work⁴⁾ succeeded in obtaining a precise mass formula. That work is based on the rigorous microscopic guidelines given in Ref. 5), which considers the monopole field and pairing structure providing the dominant terms of the mass formula. The study presented in Ref. 5) considers general properties of the shell model Hamiltonian. However, while the pairing interaction as the origin of the pairing energy determines the structure of wave functions, the symmetry energy is not treated symmetrically with the pairing energy.

In the present paradigm for the nuclear mass formula, the symmetry energy is regarded as a basic concept. In the shell model, however, there is no approach other than describing the symmetry energy in terms of nuclear correlations. The asymmetrical treatment of the symmetry energy and pairing energy leaves a missing link in relating mass formulas to nuclear structure. This paper proposes an alternative approach, in which the “symmetry energy” is not treated as a fundamental concept and explains the symmetry energy in terms of certain correlations, as the pairing energy is determined in terms of the pair correlations. We wish to understand the symmetry energy derived from the mean field theory from the point of view of the shell model. Our treatment begins from the jj coupling shell model based on a

$Z = N$ doubly-closed shell core, and we do not discuss Strutinski's prescription.⁶⁾ The purpose of this paper is not to give a new mass formula better than modern sophisticated mass formulas, but to present a useful understanding of the mass formula. We therefore start from an old fashioned mass formula in order to clearly show the basic idea.

In the jj coupling shell model with an effective interaction, the energy depending on the total isospin T comes from the interactions between valence nucleons in j orbits. The corresponding correlations are not yet reduced to a mean field but determine wave functions or structure of nuclei, in the shell model description. We consider such correlations in even-even $N = Z$ ($A_0 + m\alpha$) nuclei that give no contribution of the symmetry energy. Here, A_0 represents a doubly-closed-shell core, α is a two-neutron-two-proton ($2n - 2p$) quartet with $T = 0$, and m is an integer. We show that the interaction energies of the $A_0 + m\alpha$ nuclei characterize the binding energies of $N \approx Z$ nuclei, excluding the bulk energy depending on mass A . The strength of the correlations can be evaluated in terms of the difference between the mass of an $A_0 + m\alpha + 2n$ ($A_0 + m\alpha + 2p$) nucleus and the average mass of its neighboring nuclei with $A = A_0 + m\alpha$ and $A = A_0 + (m + 1)\alpha$. With this indicator, Gambhir, Ring and Schuck⁷⁾ studied a superfluid state of many α particles. The term α , however, represents only a $T = 0$ $2n - 2p$ quartet, not the spatial α cluster. We call the correlations " $T = 0$ $2n - 2p$ correlations" in the sense of many-body correlations. (We use " α -like" as a concise term for the superfluid state.) This paper shows that the symmetry energy is derived from the nonparticipation of redundant nucleons in the $T = 0$ $2n - 2p$ correlations, in parallel with the pairing energy derived from the nonparticipation of an odd nucleon in the $T = 1$ pair correlations.

The energy of valence nucleons is separated from the binding energy, and the leading role of $T = 0$ $2n - 2p$ correlations is discussed in §2. Section 3 discusses the fundamental $T = 0$ $2n - 2p$ correlated structure in $N \approx Z$ nuclei, (which is called " α -like superfluidity"). Section 4 explains the mass differences between even-even nuclei in terms of multi-pair structure on the base of α -like superfluidity. In §5, we discuss how the pairing energy should be evaluated. Section 6 gives concluding remarks.

§2. Correlations of valence nucleons buried in the binding energy

2.1. Extraction of the energy of valence nucleons

In the old fashioned mass formula, the bulk of the binding energy is written in terms of the volume, surface and Coulomb energies as

$$B_{VSC}(A) = -a_V A + a_S A^{2/3} + a_C Z^2 / A^{1/3}. \quad (2.1)$$

We can consider that these main terms basically represent a nuclear potential in the shell model picture, while the other terms of the mass formula are related to the shell model interactions. It must be stressed that the symmetry energy depending on the total isospin T is attributed to the shell model interactions in this picture. Let us estimate the interaction energy by subtracting $B_{VSC}(A)$ from the experimental

binding energy $B(A)^{8)}$ for $A_0 + m\alpha$ nuclei with $T = 0$. (Note that the sign of the binding energy $B(A)$ is negative in this paper.) The values $B(A) - B_{VSC}(A)$ calculated with a few mass formulas with simple forms^{4), 9)–11)} are listed in Table I. [In the third line, we used the six-parameter mass formula in Ref. 4). The Coulomb energy term in Refs. 4) and 11) is expressed in terms of different functions of the proton number Z .] In Table I, we tabulate the values $B(A) - B_{VSC}(A)$ for seven $A = A_0 + m\alpha$ nuclei with $T = 0$, where the symmetry energy makes no contribution. These values display variation depending on A .

Table I shows that the mass formula¹⁰⁾ fitted for heavy nuclei is not good for $N \approx Z$ nuclei but that the other three display parallel and interesting behavior (dips at ^{28}Si and ^{56}Ni) as A increases. According to ordinary mass formulas, there remains the pairing term δ_P , which contributes to the $T = 0$ even-even nuclei under consideration. However, the deviations of the experimental binding energies from B_{VSC} shown in Table I are much larger than the pairing effect. The characteristic behavior of $B(A_0 + m\alpha) - B_{VSC}(A_0 + m\alpha)$ cannot be explained as a simple variation of δ_P depending on A , like $\delta_P \propto A^p$. The existing mass formulas do not describe the behavior. The characteristic behavior of $B(A_0 + m\alpha) - B_{VSC}(A_0 + m\alpha)$ must reflect correlations stronger than the pairing correlations from the point of view of the shell model. This is worth investigating further. Let us start from the old simple mass formula⁹⁾ with the parameters $a_V = 15.56$, $a_S = 17.23$ and $a_C = 0.6986$ in MeV. It is noticed in Table I that the values in the first line⁹⁾ resemble those in the fourth line obtained with the mass formula,¹¹⁾ and the mass formula⁴⁾ has an elaborate form, so that the deviations $B(A_0 + m\alpha) - B_{VSC}(A_0 + m\alpha)$ may be small.

The values in Table I indicate the insufficiency of B_{VSC} for the doubly-closed-shell nuclei ^{16}O and ^{40}Ca , which are the bases for the shell model calculations. We suppose that the deviations in ^{16}O and ^{40}Ca require adjustments of the depth of the shell model potential. The adjustment parameter δ_P for even-even nuclei has the form $A^{-3/4}$ in the old convention. If we adopt the $A^{-3/4}$ adjustment for the potential depth, we can fix its parameter so as to make the deviations $B(A_0 + m\alpha) - B_{VSC}(A_0 + m\alpha)$ nearly zero for ^{16}O and ^{40}Ca . We assume that the main part of the mass formula corresponding to the shell model potential is approximated by

$$B_0(A) = B_{VSC}(A) + \delta U_{pot}(A), \quad (2.2)$$

$$\delta U_{pot}(A) = -46.4/A^{3/4}. \quad (2.3)$$

The deviation $B(A) - B_0(A)$ could be regarded as the energy of valence nucleons

Table I. The values of $B(A) - B_{VSC}(A)$ for $A_0 + m\alpha$ nuclei with $T = 0$, calculated using a few mass formulas.

ref.	^{16}O	^{20}Ne	^{28}Si	^{40}Ca	^{44}Ti	^{56}Ni	^{64}Ge
⁹⁾	-5.81	-2.13	-4.82	-2.88	-1.35	-7.99	-4.63
¹⁰⁾	-12.80	-10.21	-14.92	-15.79	-15.17	-24.50	-22.94
⁴⁾	-4.85	-0.87	-2.97	-0.15	1.67	-4.10	-0.17
¹¹⁾	-7.21	-3.52	-6.08	-3.85	-2.21	-8.49	-4.91

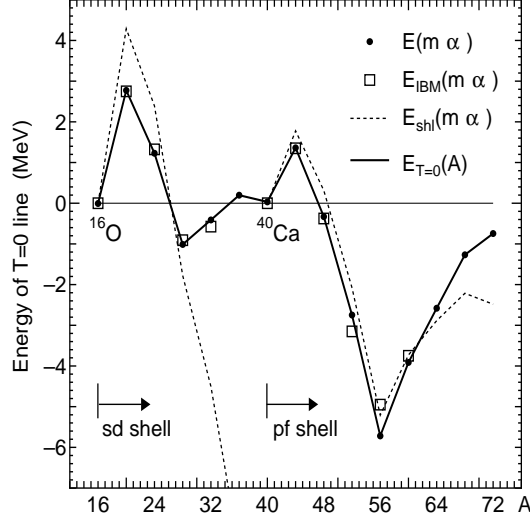


Fig. 1. The energies of $E(A_0 + m\alpha) = B(A_0 + m\alpha) - B_0(A_0 + m\alpha)$ and the curve connecting them, which defines the $T = 0$ base level.

outside a doubly-closed-shell core,

$$E(A) = B(A) - B_0(A). \quad (2.4)$$

The energies $E(A_0 + m\alpha)$ for the even-even $N = Z$ nuclei with $T = 0$ are plotted in Fig. 1, which displays the characteristic behavior of the binding energies $B(A_0 + m\alpha)$ mentioned above.

In the shell model calculation, the experimental energy of correlated valence nucleons outside a doubly-closed-shell core $A_0 = (N_0, Z_0)$ is evaluated using

$$E_{shl}(N, Z) = B(N, Z) - B(N_0, Z_0) - \lambda(A - A_0) - \Delta E_C(N, Z), \quad (2.5)$$

where $\Delta E_C(N, Z)$ is a Coulomb energy correction for the valence nucleons. For instance, the correction $\Delta E_C(N, Z) = p(Z - Z_0) + q(Z - Z_0)(Z - Z_0 - 1) + r(Z - Z_0)(N - N_0)$ was used by Caurier et al.¹²⁾ in the shell model calculations for $f_{7/2}$ shell nuclei. We calculated the energy $E_{shl}(N, Z)$ using the parameter values $p = 7.279$, $q = 0.15$, $r = -0.065$ and $\lambda = -12.45$ (in MeV) for the pf shell nuclei and $p = 3.54$, $q = 0.20$, $r = 0.0$ and $\lambda = -11.2$ (in MeV) for the sd shell nuclei. The calculated values are indicated by the dotted curves in Fig. 1. We can see that $E(A_0 + m\alpha) \approx E_{shl}(A_0 + m\alpha)$ in the first half of the shells, which supports our assumption that $E(A)$ in Eq. (2.4) represents the energy of valence nucleons. The disagreement between $E(A_0 + m\alpha)$ and $E_{shl}(A_0 + m\alpha)$ is large in the latter half of the shells. (Note that the disagreement is smaller in the heavier pf shell nuclei.) The hole picture would be better for the latter half of the shells.

2.2. The leading role of the $T = 0$ $2n - 2p$ correlations

From the above, we find that the energy $E(A)$ defined by Eq. (2.4) approximately represents the total energy of valence nucleons outside the doubly-closed-shell

plus α -cluster model. The study of α -like correlations has a long history.^{7),13)-29)} (Also, see other references cited in Ref. 28), especially for the core plus α -cluster model.) Sometimes the indicator of the $T = 0$ $2n - 2p$ correlations was evaluated after subtracting the symmetry energy from the binding energy (for instance, see Ref. 20)). As shown below, however, different involvements of valence nucleons in the $T = 0$ $2n - 2p$ correlations result in the ordering of the ground-state energies of $N \approx Z$ nuclei according to that of the total isospin T (which results in the symmetry energy in the mean field theory). If we limit the comparative study of different T nuclei by excluding the symmetry energy from the binding energy at the beginning, we miss a substantial energy gain due to the underlying $T = 0$ $2n - 2p$ correlations, and we therefore cannot understand the formation of the α -cluster in ^{20}Ne and ^{44}Ti in contrast to the absence of the α -cluster outside the core in ^{20}O and ^{44}Ca .

Let e_s denote the energy of the $T = 1$ correlated pair and l the number of correlated pairs. If there is no interaction between the $2n$ and $2p$ pairs, the energy of ^{44}Ti is expected to be on the line le_s . The real energy of ^{44}Ti lies far below the line le_s in Fig. 2. The difference is the interaction energy between the $2n$ and $2p$ pairs, which is denoted by the dot-dashed line in Fig. 2. Half of the absolute interaction energy between the $2n$ and $2p$ pairs is a good indicator of the $T = 0$ $2n - 2p$ correlations. This indicator is called the “ODD-EVEN mass difference for the α -like correlations” by Gambhir, Ring and Schuck,⁷⁾ where ODD and EVEN are used for the number of pairs. We define it in Eq. (3·8) and Eq. (3·9), and we write it as $\delta M(A_0 + m\alpha + 2)$ and $\delta W(A_0 + m\alpha + 2 : T = 1)$ in the respective cases. The value δM is indicated by the solid line at $A = 42$ in Fig. 2. The definitions given in Eq. (3·8) and Eq. (3·9) explain the geometrical relations. The total interaction energy of the $T = 0$ $2n - 2p$ quartet is $-2(2\Delta + \delta M)$. Figure 2 clearly shows that the ODD-EVEN mass difference δM for the $T = 0$ $2n - 2p$ correlations is much larger than the odd-even mass difference Δ for the pair correlations. The ODD-EVEN mass difference δM for the $A = 42$ system with $T = 1$, which is measured from the $T = 0$ line, reflects the symmetry energy. In other words, the symmetry energy in the framework of the mass formula can be explained in terms of the $T = 0$ $2n - 2p$ correlations from the point of view of the shell model. It should be noticed that the symmetry energy and pairing energy in the mass formula are treated on the same footing here.

Because the $T = 0$ $2n - 2p$ correlations are very strong, we believe that the $T = 0$ $2n - 2p$ quartet is approximately a good excitation mode. Let its energy be e_α . Then the energy of the $A = 40 + m\alpha$ system is expected to be nearly me_α . This expectation holds roughly for ^{48}Cr , as shown in Fig. 2, where $E(^{48}\text{Cr})$ lies below but near the line me_α . It is shown in Ref. 29) that the ^{48}Cr nucleus is described quite well by the ^{40}Ca core plus two α -cluster model. Figure 1 shows that the energies $E(40 + m\alpha)$ are below the line me_α . This result indicates the important point that the interaction between the $T = 0$ $2n - 2p$ quartets is attractive, and the $T = 0$ $2n - 2p$ correlations are collective in systems of many quartets.

Figure 1 shows that ^{56}Ni in the middle of the pf shell is different from the typical doubly-closed-shell nuclei ^{16}O and ^{40}Ca , but it resembles ^{28}Si in the middle of the sd shell. Because $B_0(A_0 + m\alpha)$ as a function of m is monotonic in the regions

$A = 16-36$ and $A = 40-72$ of the $A_0 + m\alpha$ nuclei, we cannot attribute the difference between the ^{56}Ni nucleus and the ^{16}O and ^{40}Ca nuclei to special behavior of $B_0(A)$. The difference is due to correlations of valence nucleons or a shell effect. The rigid core of ^{16}O and ^{40}Ca is supported by the successful description of ^{20}Ne and ^{44}Ti with the core plus α -cluster model. Figure 1 suggests structure of ^{56}Ni (^{28}Si) that differs from a rigid core. We suppose that ^{16}O and ^{40}Ca have rather rigid cores and that the other $N \approx Z$ nuclei are described as systems of correlated valence nucleons outside the respective cores, as is done in ordinary shell model calculations.

2.3. Examination by means of the shell model calculation

Let us examine the above picture by carrying out shell model calculations with a realistic effective interaction in the pf shell nuclei outside the ^{40}Ca core. The shell model Hamiltonian describing valence nucleons outside the core is composed of the single-particle energy part and the effective interaction:

$$H = H_{sp} + H_{int}. \quad (2.6)$$

We adopt the Honma interaction,³⁰⁾ which accurately describes the pf shell nuclei near ^{56}Ni , and we consider systems in the jj coupling scheme. To compare with Fig. 1, we use the same parameter value $\lambda = -12.45$ MeV, as in Eq. (2.5), though a somewhat different Coulomb energy correction is used in Ref. 30). The adopted single-particle energies are $e(f_{7/2}) = 3.862$, $e(p_{3/2}) = 6.7707$, $e(p_{1/2}) = 8.313$ and $e(f_{5/2}) = 11.0671$ in MeV.

It is useful to decompose the effective interaction H_{int} into the monopole part and the residual part.³¹⁾ The $T = 0$ monopole field defined by the following equation is especially important, because it determines the main part of the interaction energy (expectation value $\langle H_{int} \rangle$):

$$H_{mp}^{T=0} = -k^0 \sum_{a \leq b} \sum_{JM} A_{JM00}^\dagger(ab) A_{JM00}(ab), \quad (2.7)$$

$$k^0 = \frac{\sum_{ab} \bar{V}(ab : T=0)}{\sum_{ab} 1} \quad (2.8)$$

with

$$\bar{V}(ab : T=0) = \frac{\sum_J (2J+1) V(abab : J, T=0)}{\sum_J (2J+1)}, \quad (2.9)$$

where $A_{JMTK}^\dagger(ab)$ is the creation operator of a nucleon pair with spin JM and isospin TK in the single-particle orbits (a, b) and $V(abab : JT)$ is a diagonal two-body interaction matrix element. Let us write the effective interaction as

$$H_{int} = H_{mp}^{T=0} + H_{res} \quad (H_{res} = H_{int} - H_{mp}^{T=0}). \quad (2.10)$$

The monopole field $H_{mp}^{T=0}$ is expressed exactly as

$$H_{mp}^{T=0} = -\frac{k^0}{2} \left\{ \frac{\hat{n}_v}{2} \left(\frac{\hat{n}_v}{2} + 1 \right) - \hat{T}(\hat{T} + 1) \right\}, \quad (2.11)$$

where \hat{n}_v stands for the number of valence nucleons, and \hat{T} stands for the total isospin. It is well known that realistic effective interactions have large and comparable values of the centroids $\bar{V}(ab : T = 0)$. The expression (2.11) with a large average value k^0 (for instance, $k^0 = 1.44$ MeV for ^{56}Ni) shows that the symmetry energy comes mainly from $H_{mp}^{T=0}$ with the $T(T+1)$ term.³²⁾ The monopole field in the form (2.11) can be regarded as an additional term to the Hartree-Fock mean field, in a sense. However, the residual interaction H_{res} , which determines the microscopic structure, contributes significantly to the symmetry energy.³²⁾ The symmetry energy cannot be reduced to a simple mean field but is affected by dynamical interactions in the shell model.

We carried out numerical calculations using Mizusaki's code,^{33),34)} which makes large-scale shell model calculations possible by means of extrapolation. The calculated results for the $A = 40 + m\alpha$ nuclei from ^{44}Ti to ^{64}Ge are illustrated in Fig. 3(a), where $\langle H_{sp} \rangle$, $\langle H_{sp} + H_{mp}^{T=0} \rangle$ and $\langle H \rangle$ denote their expectation values for the ground state. The behavior of the ground-state energy $\langle H \rangle$ corresponds well with that of the energy $E(A_0 + m\alpha)$ seen in Figs. 1 and 2. Figure 3(a) shows that the energy $E(A_0 + m\alpha)$ represents the ground-state energies of the even-even $N = Z$ nuclei and, moreover, that $E(A)$ hides significant correlations in the background. This figure supports the schematic explanation for the large energy gains of the $A_0 + m\alpha$ nuclei in Fig. 2. Even if we regard the monopole field as a part of the mean field, the residual interaction energy $\langle H_{res} \rangle$ is still large in Fig. 3(a). The residual interaction energy $\langle H_{res} \rangle$ is essential for bringing the values of $E(A_0 + m\alpha)$ ($\approx \langle H \rangle$) close to the zero line. In ^{56}Ni , for instance, $\langle H_{res} \rangle$ is approximately 20 MeV, which

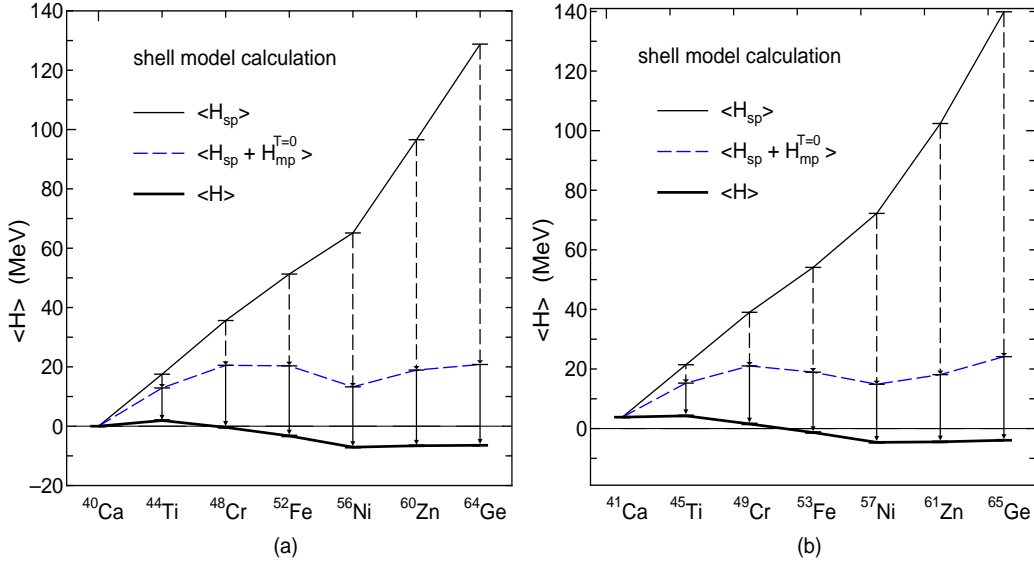


Fig. 3. Expectation values of H_{sp} , $H_{sp} + H_{mp}^{T=0}$ and H for (a) even-even $N = Z$ nuclei with $A = 40 + m\alpha$ and (b) odd- A nuclei with $A = 40 + m\alpha + 1n$. The residual interaction energy $\langle H_{res} \rangle$ is denoted by the solid-line arrows, and the monopole contribution $\langle H_{mp}^{T=0} \rangle$ is denoted by the dashed-line arrows.

overwhelms the single-particle energy gap between $f_{7/2}$ and $p_{3/2}$. The closed-shell configuration $(f_{7/2})^{16}$ does not exceed 68% in the wave function of the ground state, according to Ref. 30). The new Tamm-Dancoff solution for the $J = T = 0$ four-particle excitation mode indicates that the ground state of ^{56}Ni cannot be described within a perturbation expansion starting with the closed-shell configuration.³⁵⁾ This situation is called “ α -like superfluidity” in the next section. The ^{56}Ni nucleus can be regarded as a correlated state of valence nucleons outside the ^{40}Ca core. Figure 3(a) shows the upward turn of $\langle H \rangle$ from ^{56}Ni to ^{60}Zn resulting from an energy loss of four additional nucleons occupying the upper orbits beyond the semi-magic number $Z = N = 28$. The variation of $E(A_0 + m\alpha)$ is therefore related to a shell effect as well as correlations. However, it should be noted that the position of $\langle H(^{60}\text{Zn}) \rangle$ in Fig. 3(a) depends on significant collapse of the ^{56}Ni core.

Figure 3(b) displays the shell model results for odd-mass nuclei with $A_0 + m\alpha + 1n$. This figure is very similar to Fig. 3(a). The ground-state energy $\langle H \rangle$ exhibits a dip at ^{57}Ni in Fig. 3(b), like the dip at ^{56}Ni in Fig. 3(a). In the shell model results for ^{57}Ni , the occupation probabilities of the respective orbits indicate strong correlations of valence nucleons and collapse of the ^{56}Ni core, which is contrary to a simple picture of the ^{56}Ni core plus one neutron. The single-particle energy gap between $f_{7/2}$ and $p_{3/2}$ is negligible as compared with the interaction energy, though the energy loss of four additional nucleons occupying the upper orbits ($p_{3/2}$, $p_{1/2}$, $f_{5/2}$) causes an upward turn of $\langle H \rangle$ from ^{57}Ni to ^{61}Zn . The present shell model also explains the behavior of the experimental energy $E(A_0 + m\alpha + 1n)$ shown in Fig. 4(b). Thus, Figs. 3(a) and 3(b) support our picture, which regards nuclei around ^{56}Ni as correlated states of valence nucleons outside the ^{40}Ca core. It is interesting that a $A_0 + m\alpha + 1n$ nucleus appears to be composed of an $A_0 + m\alpha$ system and a last neutron with an effective single-particle energy. We can assume roughly the same correlations forming a common structure in the two nuclei with $A = A_0 + m\alpha$ and $A = A_0 + m\alpha + 1n$.

The correlations buried in the energies $E(A)$ of the $A_0 + m\alpha$ nuclei have been considered little in the framework of the mass formula. The inconspicuous values of $E(A_0 + m\alpha)$, however, hide the $T = 0$ $2n - 2p$ correlations which are stronger than the $T = 1$ pair correlations, in the background. The energy $E(A_0 + m\alpha)$ should be considered explicitly in the mass formulas. Figure 2 suggests a description of the energies $E(A)$ of $N \neq Z$ nuclei with the indicators δM and Δ on the $T = 0$ line connecting the $A_0 + m\alpha$ nuclei. We now note the importance of the $T = 0$ line in Fig. 1. Ignoring the variation of the $T = 0$ line affects the masses of all $N \approx Z$ nuclei. The values of $E(A_0 + m\alpha)$ are not zero, and the substantial deviations should not be ignored.

§3. Fundamental $T = 0$ $2n - 2p$ correlated structure

We have seen significant correlations buried in $E(A)$ of $A_0 + m\alpha$ and $A_0 + m\alpha + 1n$ nuclei. What is the nature of the correlations in other $N \neq Z$ nuclei? To answer this, let us consider Fig. 4(a), in which experimental values of $E(A)$ are plotted

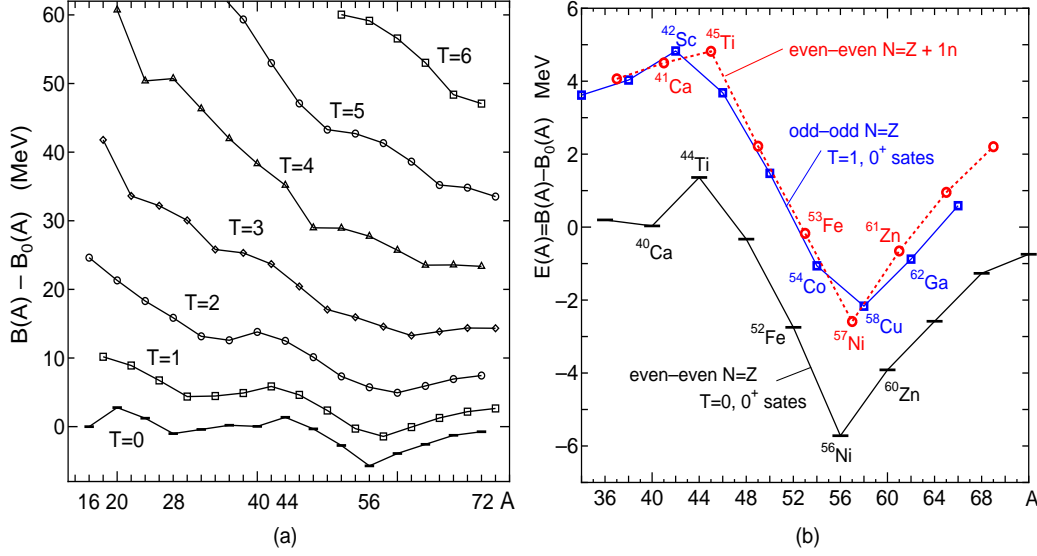


Fig. 4. Experimental energies $E(A)$ defined in Eq. (2.4) for (a) even-even nuclei with $N \geq Z$ and (b) nuclei with $A_0 + m\alpha$, $A_0 + m\alpha + 1n$ and $A_0 + m\alpha + 1n1p$ around ^{56}Ni .

for even-even nuclei with $N \geq Z$. Even-even nuclei with $N > Z$ can be classified according to the number of neutron pairs added to the $A_0 + m\alpha$ systems, such as $A = A_0 + m\alpha + 2n$, $A = A_0 + m\alpha + 4n$, \dots , and each series of them with increasing m has the same T . Figure 4(a) indicates a parallelism with regard to $E(A)$ between even-even nuclei with $T > 0$ and $T = 0$. More precisely, every T line connecting a series of nuclei is parallel to the $T = 0$ line of the $A_0 + m\alpha$ nuclei. The same parallelism is seen in the experimental values of $E(A)$ for even-even $N \leq Z$ nuclei ($A = A_0 + m\alpha$, $A = A_0 + m\alpha + 2p$, $A = A_0 + m\alpha + 4p$, \dots), though they are omitted in Fig. 4(a) for simplicity. The experimental energy $E(A)$ for the $T = 1, 0^+$ states of odd-odd $N = Z$ nuclei also varies in a manner parallel to $E(A_0 + m\alpha)$, as shown in Fig. 4(b). Realistic shell model calculations faithfully reproduce the parallelism of the experimental $E(A)$ in Fig. 4. This parallelism is expressed in terms of the symmetry energy in ordinary mass formulas.

It should, however, be noted that the characteristic behavior of $E(A_0 + m\alpha)$, which hides important correlations and resulting structure, appears in the $T > 0$ lines of other nuclei. The parallel variations of $E(A)$ suggest the existence of a common structure formed in nuclei with $A = A_0 + m\alpha$, $A = A_0 + m\alpha + 2n(2p)$, $A = A_0 + m\alpha + 4n(4p)$, etc., and also in $A_0 + m\alpha + 1n1p$ nuclei with $T = 1$. It is notable in Fig. 4(b) that parallel variation of $E(A)$ appears also in the odd- A nuclei with $A = A_0 + m\alpha + 1n$, which is seen in the shell model results of Fig. 3. The energy difference $E(A_0 + m\alpha + 1n) - E(A_0 + m\alpha)$ is related to the pairing energy in the ordinary mass formulas. This parallelism again suggests a common structure in the two nuclei with $A = A_0 + m\alpha$ and $A = A_0 + m\alpha + 1n$. This common structure is probably the $T = 0$ $2n - 2p$ correlated structure of the $A_0 + m\alpha$ nuclei.

3.1. Multi-quartet structure of even-even $N = Z$ nuclei

The study of nuclear structure has clarified the importance of the $T = 0$ $2n2p$ correlations in $N \approx Z$ nuclei. Recall that the core plus α cluster (two α cluster) model accurately describes ^{20}Ne , ^{24}Mg , ^{44}Ti and even ^{48}Cr . In a simplified picture ignoring the spatial correlations of α , the ground states of $A_0 + m\alpha$ nuclei can be approximated in the following way:²⁵⁾

$$|\Phi_0(A_0 + m\alpha)\rangle \approx \frac{1}{\sqrt{N(A_0 + m\alpha)}}(\alpha_{J=T=0}^\dagger)^m|A_0\rangle, \quad (3.1)$$

where $\alpha_{J=T=0}^\dagger$ consists of a linear combination of four valence nucleons $(c^\dagger)_{J=T=0}^4$ determined by the Tamm-Dancoff equation $[H, \alpha_{J=T=0}^\dagger] \approx e_\alpha \alpha_{J=T=0}^\dagger$, $N(A_0 + m\alpha)$ is a normalization constant, and $|A_0\rangle$ denotes the doubly-closed-shell core. When the Hamiltonian has only two-body interactions, the energy $E(A_0 + m\alpha)$ can be calculated as

$$\begin{aligned} E(A_0 + m\alpha) = m \frac{\langle A_0 | (\alpha_0)^m (\alpha_{J=T=0}^\dagger)^{m-1} [H, \alpha_{J=T=0}^\dagger] | A_0 \rangle}{N(A_0 + m\alpha)} \\ + \frac{1}{2} m(m-1) \frac{\langle A_0 | (\alpha_0)^m (\alpha_{J=T=0}^\dagger)^{m-2} [[H, \alpha_{J=T=0}^\dagger], \alpha_{J=T=0}^\dagger] | A_0 \rangle}{N(A_0 + m\alpha)}. \end{aligned} \quad (3.2)$$

The microscopic calculations of Eq. (3.2) in Ref. 25) approximately reproduce the experimental energies $E_{shl}(A_0 + m\alpha)$ [and hence $E(A_0 + m\alpha)$] for ^{44}Ti , ^{48}Cr , ^{52}Fe and ^{56}Ni . Therefore, the $A_0 + m\alpha$ nuclei have a multi-quartet structure approximated by Eq. (3.1), at least up to ^{56}Ni . The characteristic behavior of $E(A_0 + m\alpha)$ in Fig. 1 indicates the leading role of the multi-quartet structure. The shell model results in §2.3 allow us to imagine the multi-quartet structure for the $A_0 + m\alpha$ nuclei beyond ^{56}Ni .

In order to get a simple formula, let us transfer the fermion equation (3.2) into an interacting α -boson model,

$$E_{IBM}(A_0 + m\alpha) = me_\alpha - \frac{1}{2}m(m-1)G_{\alpha\alpha}, \quad (3.3)$$

where e_α is the energy of the α -boson and $G_{\alpha\alpha}$ denotes the interaction between the α -bosons. Because the α -boson is regarded as being mapped from the four correlated fermions, the interaction strength $G_{\alpha\alpha}$ should reflect the Pauli principle. The stable doubly-closed-shell nuclei ^{16}O and ^{40}Ca suggest that the four correlated nucleons are mainly in one major shell.¹⁷⁾ As the number of $\alpha_{J=T=0}^\dagger$ increases in the major shell, the Pauli principle applied to $\alpha_{J=T=0}^\dagger$ must restrict the degrees of freedom for $\alpha_{J=T=0}^\dagger$. Let us take the Pauli principle effect into account by expressing the interaction strength $G_{\alpha\alpha}$ in the form of a decreasing function of m (the number of $\alpha_{J=T=0}^\dagger$). The simplest way to do this is to approximate the decline function by a linear function of m , such as

$$G_{\alpha\alpha} = g_{\alpha\alpha}\{1 - C_\alpha(m-1)\}. \quad (3.4)$$

The factor C_α represents something like the scale of the subspace $\{(\alpha_{J=T=0}^\dagger)^m|A_0\rangle\}$, depending on the shell structure. This interacting α -boson model can reproduce the experimental values of $E(A_0 + m\alpha)$ up to ^{56}Ni , as shown in Fig. 1, where the values denoted by the open squares are obtained with the parameter values $e_\alpha = 2.75$, $g_{\alpha\alpha} = 5.3$, $C_\alpha = 0.21$ in MeV for ^{20}Ne to ^{28}Si and $e_\alpha = 1.35$, $g_{\alpha\alpha} = 3.75$, $C_\alpha = 0.18$ in MeV for ^{44}Ti to ^{56}Ni . The interacting α -boson model describes the peaks at $A = A_0 + \alpha$ (^{20}Ne and ^{44}Ti) and the decline toward ^{28}Si and ^{56}Ni .

The most important point here is that the interaction between the composite quartets $\alpha_{J=T=0}^\dagger$ is attractive and quite strong. Other composite fermion units, like Cooper pairs and vibrational phonons with $J = 2$ and $J = 3$ in nuclear physics, have repulsive interactions between them and do not actually have a boson-like property, because of the Pauli principle. Only the α -like quartet with $J = T = 0$ has the possibility to resemble a boson, because of a special mechanism in couplings of spin and isospin. The large energy gain due to the strong $T = 0$ $2n - 2p$ correlations and the attractive interaction between the α -like quartets cause the effect of the (collective) $T = 0$ $2n - 2p$ correlations on the nuclear mass to be rather inconspicuous.

The interacting α -boson model (3.3) with (3.4) roughly reproduces the energies $E(^{32}\text{S})$ and $E(^{60}\text{Zn})$ given in Fig. 1. The shell model calculation in §2.3, however, shows that the upward turn to ^{60}Zn in the graph of $E(A_0 + m\alpha)$ is due to a shell effect. The formula (3.3) cannot be applied to the regions $32 < A < 40$ and $60 < A < 80$, because the expression (3.4) is not valid there. A hole picture is probably suitable for these latter halves of the sd and pf shells. Then we obtain the same type of states as in Eq. (3.1) by replacing $\alpha_{J=T=0}^\dagger$ with a linear combination of four holes $(c_h^\dagger)_{J=T=0}^4$. The corresponding boson picture, the interacting α -hole boson model, may give a formula similar to (3.3). It is, however, difficult to obtain a simple formula that reproduces the variation of $E(A_0 + m\alpha)$ including a shell effect in the entire region of $N = Z$ nuclei. We therefore abandon this problem and instead adopt the experimental values given in Fig. 1 for the energy $E(A_0 + m\alpha)$ in this paper.

The approximation (3.1) is very simplified in comparison with the realistic shell model. Adding other collective modes of the $T = 0$ $2n - 2p$ correlations with $J > 0$ is necessary to better reproduce the variation of $E(A_0 + m\alpha)$ for the $f_{7/2}$ shell nuclei.²⁶⁾ We should consider the $T = 0$ $2n - 2p$ correlations as correlations of collective $T = 0$ $2n - 2p$ quartets with various J in an improved approximation. In fact, although we usually imagine the multi $J=0$ pair structure for the $T = 1$ pair correlated state, a realistic shell model wave function includes components of various $J > 0$ pairs in nuclear physics. We use the term “ $T = 0$ $2n - 2p$ correlations” in such a broader sense. In the following sections, we express the $T = 0$ $2n - 2p$ correlated states as

$$|\Phi_0(A_0 + m\alpha)\rangle \propto (\alpha_{T=0}^\dagger)^m|A_0\rangle, \quad (3.5)$$

where $\alpha_{T=0}^\dagger$ represents a quartet of $T = 0$ $2n - 2p$ correlated nucleons or holes. We formally use the expression (3.5) also in the hole regions, $32 < A < 40$ and $60 < A < 80$.

3.2. Superfluid state induced by the $T = 0$ $2n - 2p$ correlations

In Fig. 1, the line connecting the energies $E(A_0 + m\alpha)$ of the $T = 0$ nuclei plays an important role in the mass formula, because the energies of the other nuclei with $T > 0$ are measured from this line. For $E(A_0 + m\alpha)$, we provisionally use the experimental values evaluated from $B(A_0 + m\alpha) - B_0(A_0 + m\alpha)$, as mentioned above. Let us extrapolate the line for $E(A_0 + m\alpha)$ to nuclei with $A \neq A_0 + m\alpha$ as follows:

$$\begin{aligned} E_{T=0}(A_0 + m\alpha + 2) &= (E(A_0 + m\alpha) + E(A_0 + m\alpha + \alpha))/2, \\ E_{T=0}(A_0 + m\alpha + 1) &= (E(A_0 + m\alpha) + E_{T=0}(A_0 + m\alpha + 2))/2, \\ E_{T=0}(A_0 + m\alpha + 3) &= (E_{T=0}(A_0 + m\alpha + 2) + E(A_0 + m\alpha + \alpha))/2. \end{aligned} \quad (3.6)$$

These equations define the $T = 0$ plane as the base level of energy in the mass table. At this stage, the binding energy is written

$$B(A) = B_0(A) + E_{T=0}(A) + W(A). \quad (3.7)$$

The pairing energy, symmetry energy, Wigner energy and a correction for odd-odd nuclei are included in the residual energy $W(A)$ in Eq. (3.7).

The $T = 0$ $2n - 2p$ correlations are related to the “ α -like superfluidity” proposed in Ref. 7), where, by analogy to pairing superfluidity, α -like superfluidity is indicated by the following mass difference corresponding to the odd-even mass difference Δ :

$$\begin{aligned} \delta M(A_0 + m\alpha + 2) &= (B(A_0 + m\alpha + 2n) + B(A_0 + m\alpha + 2p))/2 \\ &\quad - (B(A_0 + m\alpha) + B(A_0 + m\alpha + \alpha))/2. \end{aligned} \quad (3.8)$$

This quantity is called the ODD-EVEN mass difference in §2.2. The average energy of the $A_0 + m\alpha + 2n$ and $A_0 + m\alpha + 2p$ nuclei is used so as to remove the Coulomb energy effect. Although the α -like superfluidity in heavy nuclei is discussed in Ref. 7), we are concerned with $N \approx Z$ nuclei, for which the isospin is a good quantum number. In place of Eq. (3.8), we define the following quantity as an indicator of the α -like superfluidity:

$$\begin{aligned} \delta W(A_0 + m\alpha + 2 : T = 1, K) &= W(A_0 + m\alpha + 2 : T = 1, K) \\ &\quad - (W(A_0 + m\alpha) + W(A_0 + m\alpha + \alpha))/2, \end{aligned} \quad (3.9)$$

where $K = 1, 0$ and -1 correspond to the $T = 1$ states of the $A_0 + m\alpha + 2n$, $A_0 + m\alpha + 1n1p$ and $A_0 + m\alpha + 2p$ nuclei, respectively. The residual energy $W(A)$ is measured from the $T = 0$ plane [$E_{T=0}(A)$], and hence we have $W(A_0 + m\alpha) = W(A_0 + m\alpha + \alpha) = 0$. It is thus seen that $W(A_0 + m\alpha + 2 : T = 1, K)$ is identically the ODD-EVEN mass difference for α -like superfluidity,

$$\delta W(A_0 + m\alpha + 2 : T = 1, K) = W(A_0 + m\alpha + 2 : T = 1, K). \quad (3.10)$$

The average of $W(A_0 + m\alpha + 2 : T = 1, K = 1)$ and $W(A_0 + m\alpha + 2 : T = 1, K = -1)$ corresponds with $\delta M(A_0 + m\alpha + 2)$ in Eq. (3.8), which represents the $n - p$ (mainly $T = 0$) interaction energy between $2n$ and $2p$ in an $A_0 + m\alpha + \alpha$ nucleus.³²⁾

The values of $W(A_0 + m\alpha + 2 : T = 1, K)$ for the $A_0 + m\alpha + 2n$, $A_0 + m\alpha + 1n1p$ and $A_0 + m\alpha + 2p$ nuclei are plotted by the dotted curves in Fig. 5. Figure 5 shows that the ODD-EVEN mass difference for the $T = 0$ $2n - 2p$ correlations is larger than the odd-even mass difference Δ for the pairing superfluidity. The shell model calculation in §2.3 shows that there is a significant contribution of the monopole field $H_{mp}^{T=0}$ to the ODD-EVEN mass difference [in Eq. (3·9)]. The $H_{mp}^{T=0}$ contribution is $3k^0/2$. For $A \approx 58$, for instance, the value is about 2.14 MeV, while $W(A = 58 : T = 1, K = 1) \approx 3.4$ MeV. The H_{res} contribution to the ODD-EVEN mass difference is about 1.25 MeV, which is comparable to the odd-even mass difference $\Delta \approx 1.34$ MeV near $A = 58$. It should be noted here that the $T = 1$ pair correlations of neutron and proton pairs joining in the formation of the $T = 0$ $2n - 2p$ quartet are not included in the ODD-EVEN mass difference. We can say that the strong $T = 0$ $2n - 2p$ correlations cause a superfluid state, like the pairing superfluid state, as claimed by Gambhir *et al.*⁷⁾ It is notable that the ODD-EVEN mass difference for $N \approx Z$ nuclei is larger than that for $N > Z$ nuclei, with regard to which the term “ α -superfluidity” was first used.⁷⁾ We call the strongly correlated state an “ α -like superfluid state”. As discussed in the previous subsection, the α -like superfluid state has the multi-quartet structure (3·1) in the $A_0 + m\alpha$ nuclei, at least up to ^{56}Ni .

Figure 5 displays the systematic differences among the $A_0 + m\alpha + 2n$, $A_0 + m\alpha + 1n1p$ and $A_0 + m\alpha + 2p$ nuclei. This indicates that the effect of the Coulomb interaction remains after subtracting the Coulomb energy term $a_C Z^2/A^{1/3}$. It may be necessary for a practical mass formula to add some correction terms in order to remove the differences between the states with different K . In fact, modern mass formulas do have such correction terms. However, we leave this problem and employ different parameters for neutrons and protons in this paper, where we aim to explain our basic idea.

3.3. Bogoliubov transformation for the α -like superfluid state

We consider $A_0 + m\alpha + 2$ nuclei with $T = 1$, where structure is roughly expressed as

$$\begin{aligned} |A = A_0 + m\alpha + 2 : T = 1, K\rangle &\propto S_K^\dagger (\alpha_{T=0}^\dagger)^m |A_0\rangle, \\ S_K^\dagger &\propto (c^\dagger c^\dagger)_{J=0, T=1, K}. \end{aligned} \quad (3\cdot11)$$

The large values of $W(A_0 + m\alpha + 2 : 1K)$ allow us to regard the state $|\Phi_0(A_0 + m\alpha)\rangle$ as an α -like superfluid state $(\alpha_{T=0}^\dagger)^m |A_0\rangle$. After a kind of the Bogoliubov transformation, the α -like superfluid state is the vacuum state $|0(\alpha)\rangle$ for a quasi-pair \mathbf{S}_K^\dagger , which is transformed from S_K^\dagger . In this picture, the state (3·11) is regarded as a quasi-pair state, like the quasi-particle state in the BCS theory,

$$|A = A_0 + m\alpha + 2 : 1, K\rangle = \mathbf{S}_K^\dagger |0(\alpha)\rangle. \quad (3\cdot12)$$

Measuring the energy $W(A)$ from the $T = 0$ plane $[E_{T=0}(A)]$ defined in Eq. (3·6) corresponds to the above transformation for the wave functions. The energy $W(A_0 + m\alpha + 2 : 1K)$ is the energy of the quasi-pair \mathbf{S}_K^\dagger . This discussion is parallel to the quasi-particle picture concerning the pairing energy, as seen below.

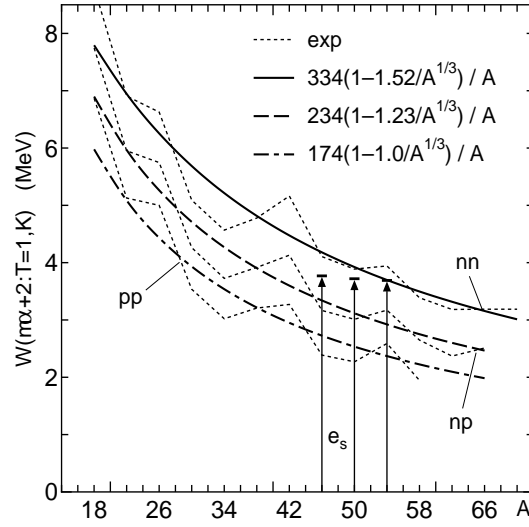


Fig. 5. The energy $W(A_0 + m\alpha + 2 : T = 1, K)$ for $A_0 + m\alpha + 2$ nuclei with $T = 1$. This quantity represents the ODD-EVEN mass difference for α -like superfluidity.

The above transformation is, in fact, difficult to carry out for the four composite fermions $\alpha_{T=0}^\dagger$. Instead, we illustrate our plan using the interacting boson model (IBM), as done by Gambhir *et al.*⁷⁾ The IBM for $N \approx Z$ nuclei is called the IBM3. The IBM3 Hamiltonian is expressed in terms of the s boson ($J = 0$) and d boson ($J = 2$) with $T = 1$,^{37),38)}

$$s_K^\dagger = s_{J=0,T=1,K}^\dagger, \quad d_{MK}^\dagger = d_{2M1K}^\dagger. \quad (3.13)$$

The sd boson image of $\alpha_{J=T=0}^\dagger$ is given by

$$\alpha_{J=T=0}^\dagger \Rightarrow x(s^\dagger s^\dagger)_{J=T=0} + \sqrt{1-x^2}(d^\dagger d^\dagger)_{J=T=0}. \quad (3.14)$$

For the α -like superfluid state, the quasi s and d bosons (\mathbf{s}_K , \mathbf{d}_{MK}) are introduced through the Bogoliubov transformation

$$\begin{aligned} s_K^\dagger &= U_s \mathbf{s}_K^\dagger + V_s (-)^{1-K} \mathbf{s}_{-K}, \\ d_{MK}^\dagger &= U_d \mathbf{d}_{MK}^\dagger + V_d (-)^{2-M} (-)^{1-K} \mathbf{d}_{-M-K}. \end{aligned} \quad (3.15)$$

Here, we have $U_i^2 - V_i^2 = 1$ ($i = s, d$). We have a boson-type gap equation and can calculate the quasi-boson energies e_s and e_d using an appropriate IBM3 Hamiltonian.

In this quasi-boson picture, the quasi-pair state (3.12) of the $A_0 + m\alpha + 2$ nuclei is written

$$|A = A_0 + m\alpha + 2 : 1, K\rangle \Rightarrow \mathbf{s}_K^\dagger |0(\alpha)\rangle, \quad (3.16)$$

where the α -like superfluid vacuum state is replaced by that for the quasi-bosons (\mathbf{s}_K , \mathbf{d}_{MK}). There is a well-defined IBM3 Hamiltonian for the $f_{7/2}$ shell nuclei.³⁷⁾ Using the IBM3 Hamiltonian, we evaluated the quasi-boson energy e_s , which should be equal to $W(A_0 + m\alpha + 2 : T = 1)$ given in Eq. (3.10). The calculated values of e_s

for ^{46}Ti , ^{50}Cr and ^{54}Fe are plotted in Fig. 5. It is seen that the quasi-boson energies e_s accurately reproduce the experimental values of $W(A_0 + m\alpha + 2n)$ which is least sensitive to the Coulomb interaction effect. This success supports our interpretation of the α -like superfluidity of $A_0 + m\alpha + 2$ nuclei.

§4. Multi-pair structure on the base of α -like superfluidity

Because the picture of α -like superfluidity is good, the $J = 0$ ground states of even-even nuclei can be approximated by

$$\begin{aligned} |A = A_0 + m\alpha + 2l : T = l\rangle &\propto (S^\dagger)^l |\Phi_0(A_0 + m\alpha)\rangle, \\ &\Rightarrow (\mathbf{s}^\dagger)^l |0(\alpha)\rangle. \end{aligned} \quad (4.1)$$

Similar wave functions are considered in the microscopic derivation of a mass formula.⁵⁾ Now we have reached the second stage, which can be compared with the first stage considering the multi-quartet state $(\alpha_{T=0}^\dagger)^m |A_0\rangle$. We have another interacting boson picture for the Cooper pair,

$$W(A_0 + m\alpha + 2l : T = l) = le_s + \frac{1}{2}l(l-1)g_{ss}. \quad (4.2)$$

The interaction between the Cooper pairs (like-nucleon pairs) is repulsive because of the Pauli principle. The repulsive interaction between the quasi- s -bosons gives a quadratic increase of the mass, depending on the boson number l . The quasi- s -boson \mathbf{s}_K^\dagger increases the isospin of the state by 1, and the number of \mathbf{s}_K^\dagger can be replaced with the isospin T in Eq. (4.2). Let us write Eq. (4.2) in the ordinary form

$$W(A_0 + m\alpha + 2l : T = l) = a_{sym}T^2 + b_{Wig}T, \quad (4.3)$$

$$a_{sym} = \frac{1}{2}g_{ss}, \quad b_{Wig} = e_s - \frac{1}{2}g_{ss}. \quad (4.4)$$

The first term here is called the symmetry energy, and the second term is called the Wigner energy in the mass formulas. Our interacting boson picture for the multi-pair states explains the structural origins of the symmetry energy and Wigner energy.

Figures 6 and 7 display the experimental energies of the multi-quasi-pair states (4.1), $W(A_0 + m\alpha + 2ln)$ and $W(A_0 + m\alpha + 2lp)$. We can fix the parameter values e_s and g_{ss} in the approximation (4.2) [a_{sym} and b_{Wig} in Eq. (4.3)] from the experimental values of $W(A_0 + m\alpha + 2l : T = l)$. They can be expressed in the same form as that determined in the microscopic mass formula.⁴⁾ The parameters, which are fixed separately for neutrons and protons, are

$$\begin{aligned} a_{sym}^{(n)} &= 116(1 - 1.52/A^{1/3})/A, \\ b_{Wig}^{(n)} &= 218(1 - 1.52/A^{1/3})/A, \end{aligned} \quad (4.5)$$

$$\begin{aligned} a_{sym}^{(p)} &= 82(1 - 1.0/A^{1/3})/A, \\ b_{Wig}^{(p)} &= 92(1 - 1.0/A^{1/3})/A. \end{aligned} \quad (4.6)$$

The quasi- s -boson energies $e_s^{(n)}$ and $e_s^{(p)}$ are plotted by the solid and dash-dot curves in Fig. 5 [where a curve fitted to $W(A_0 + m\alpha + 1n1p)$ is also shown]. We see in Figs. 6 and 7 that the approximation (4.3) with the parameters (4.5) and (4.6) is very good, and hence our interacting boson picture for Cooper pairs is also good. From the parameters (4.5) and (4.6), the coefficient of the Wigner energy is larger than that of the symmetry energy ($b_{Wig}^{(n)} \approx 1.88a_{sym}^{(n)}$) for neutrons and $b_{Wig}^{(p)} \approx a_{sym}^{(p)}$ for

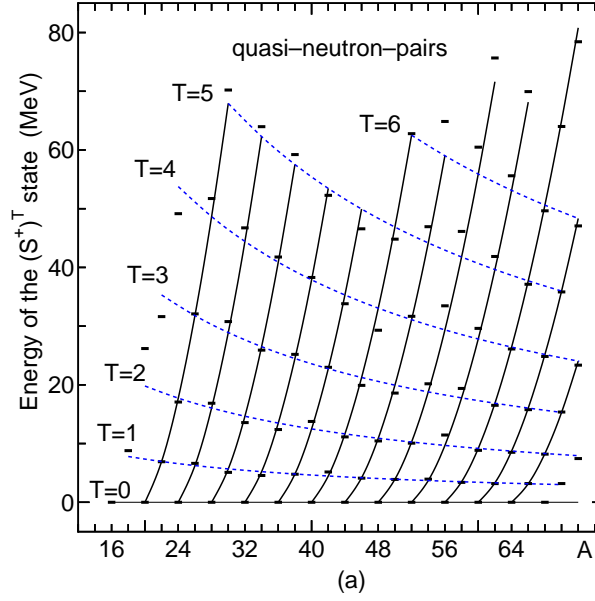


Fig. 6. Energies $W(m\alpha + 2ln : T = l)$ of multi-quasi-neutron-pair states $(S_n^\dagger)^{l=T}|\Phi_0(m\alpha)\rangle$. Experimental values (flat dots) are compared with the theoretical values obtained with the parameters (4.5) (which are at the intersections of the solid and dotted curves).

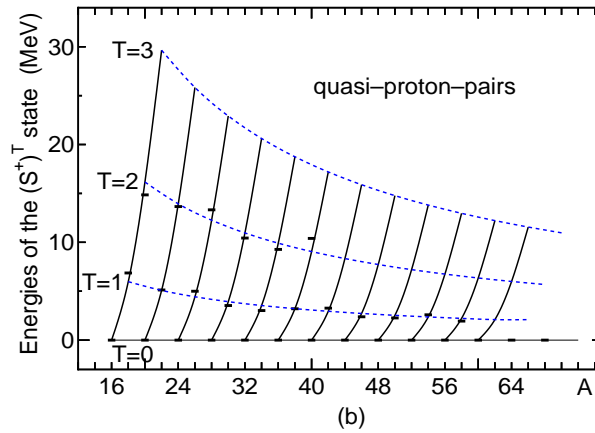


Fig. 7. Energies $W(m\alpha + 2lp : T = l)$ of multi-quasi-proton-pair states $(S_p^\dagger)^{l=T}|\Phi_0(m\alpha)\rangle$, shown in the same manner as Fig. 5. The theoretical values (at the intersections of the two curves) are obtained with the parameters (4.6).

protons. The symmetry energy coefficient $a_{sym}^{(n)}$ is nearly equal to that determined in Ref. 4). The values of these parameters depend on the manner of evaluating the Coulomb energy.

We point out that the quasi- s -boson energy is, for instance, $e_s^{(n)} \approx 6.4$ MeV for $A = 20$ and $e_s^{(n)} \approx 4.3$ MeV for $A = 44$, as obtained from Fig. 5. [The interaction energy between the quasi- s -bosons is $g_{ss}^{(n)} \approx 5.1$ MeV for $A = 20$ and $g_{ss}^{(n)} \approx 3.0$ MeV for $A = 44$, from Eq. (4-5).] The quasi- s -boson energy e_s is larger than the α -boson energy e_α ($e_\alpha = 1.35$ MeV for the sd shell nuclei and $e_\alpha = 2.75$ MeV for the pf shell nuclei). The fact that e_α is much smaller than $e_s^{(n)} + e_s^{(p)}$ indicates the very large energy gain of the α -like quartet. Moreover, while the α -like quartet interaction is attractive, the quasi-pair interaction is repulsive. The characteristic patterns in Figs. 6 and 7 are due to the repulsive interaction between the quasi-pairs (a quasi-pair transfers isospin 1). These are contrast with the inconspicuous effect of the multi-quartet structure on the energy $E(m\alpha)$, shown in Fig. 1. (The α -like quartet transfers no quantum number other than the nucleon number.) If there was no such great energy gain caused by the collective $T = 0$ $2n - 2p$ correlations, the nuclear mass table would be different.

§5. Structure having an unpaired neutron and/or an unpaired proton

Before ending the second stage treating the multi-pair states, let us write our mass formula as

$$B(A) = B_0(A) + E_{T=0}(A) + w_T(A) + w_v(A). \quad (5.1)$$

We extend the T -dependent energy $W(A_0 + m\alpha + 2l : T = l)$ in Eq. (4-3) to odd- A nuclei and odd-odd nuclei, as we extended $E(A_0 + m\alpha)$ to $E_{T=0}(A)$, expressing it as

$$w_T(A) = a_{sym}(A)T^2 + b_{Wig}(A)T, \quad (5.2)$$

where we permit T to be a half integer for odd- A nuclei. The last term, $w_v(A)$ in Eq. (5.1), represents the energy of unpaired nucleon(s). The subscript v is the seniority quantum number. It should be noted that in the mass formula (5.1), the energy $w_v(A)$ of an odd- A (or odd-odd) nucleus is measured from the base *curve* given by (5.2).

5.1. Shifted quasi-particle energy for odd-mass nuclei

The strength of the pairing correlations in an odd- A nucleus is usually evaluated with the odd-even mass difference. We define it using $W(A)$ of Eq. (3-7) in the same form as Eq. (3-9),

$$\Delta(A = A_0 + m\alpha + 2l + 1) = W(A) - (W(A - 1) + W(A + 1))/2. \quad (5.3)$$

This relation is illustrated in Fig. 2. Substituting the relation (5.2) for $W(A - 1)$ and $W(A + 1)$, we obtain the approximate relation

$$\Delta(A = A_0 + m\alpha + 2l + 1) \approx W(A) - (w_{T=l+1/2}(A) + a_{sym}(A)/4). \quad (5.4)$$

The energy $w_{v=1}(A)$ for an odd- A nucleus with $A = A_0 + m\alpha + 2l + 1$ in Eq. (5.1) is given by

$$\begin{aligned} w_{v=1}(A) &\equiv W(A) - w_{T=l+1/2}(A) \\ &\approx \Delta(A) + \frac{1}{4}a_{sym}(A). \end{aligned} \quad (5.5)$$

The energy shift $a_{sym}(A)/4$ is inevitable when we measure the energy $w_{v=1}(A)$ from the base curve (5.2).

In the last stage, we consider $A_0 + m\alpha + 2l + 1$ nuclei with $T = l + 1/2$, which have the structure

$$|A = A_0 + m\alpha + 2l + 1\rangle \propto c^\dagger (S^\dagger)^l |\Phi_0(A_0 + m\alpha)\rangle. \quad (5.6)$$

This structure is expressed approximately as a direct product of the three modules $|\Phi_0(A_0 + m\alpha)\rangle$, $(S^\dagger)^l$, and the last odd nucleon c^\dagger . We regard the multi-pair structure $(S^\dagger)^l$ as the pairing superfluid structure as usual. After the Bogoliubov transformation, the odd- A nucleus is regarded as the one quasi-particle state,

$$|A = A_0 + m\alpha + 2l + 1\rangle = a^\dagger |0(lS) \otimes 0(A_0 + m\alpha)\rangle. \quad (5.7)$$

In this picture, the energy $w_{T=l}(A)$ given in Eq. (5.1) represents the energy of the pairing superfluid state $|0(lS)\rangle$, which is the vacuum for the quasi-particle a^\dagger , and the quantity $\Delta(A)$ in Eq. (5.3) can be regarded as the quasi-particle energy. Let us rewrite the “shifted quasi-particle energy” $w_{v=1}(A)$ as

$$d_n(A) = \Delta_n(A) + a_{sym}^{(n)}/4, \quad d_p(A) = \Delta_p(A) + a_{sym}^{(p)}/4. \quad (5.8)$$

Experimental values of $w_{v=1}(A)$ calculated with the experimental values of $E_{T=0}(A)$ in Eq. (5.1) are plotted in Fig. 8. With the approximate relation (5.5), we can parameterize the quantity $\Delta(A)$ in the same form ($\propto A^{-1/3}$) as that of the microscopic

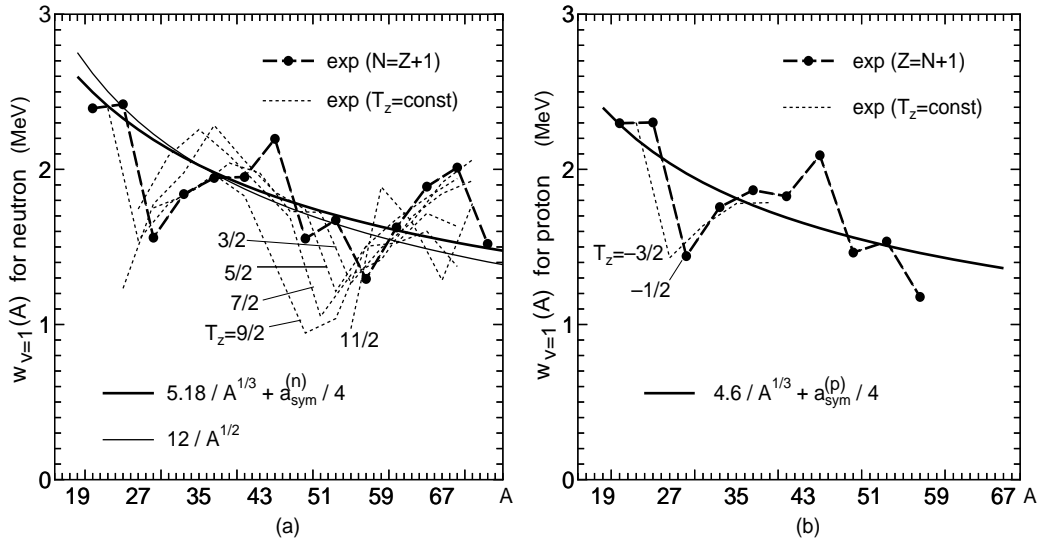


Fig. 8. Energies $w_{v=1}(A) = d_n(A)$ for odd- N nuclei and $w_{v=1}(A) = d_p(A)$ for odd- Z nuclei.

mass formula,⁴⁾ *i.e.*,

$$\Delta_n(A) = 5.18/A^{1/3}, \quad \Delta_p(A) = 4.6/A^{1/3}. \quad (5.9)$$

The neutron value, $\Delta_n(A)$, is equal to that given in Ref. 4), and the proton value, $\Delta_p(A)$, is smaller than $\Delta_n(A)$. It should be noted that $\Delta(A)$ is a measure of the $T = 1$ pair correlations and $W(A : T = 1) = e_s$ is approximately a measure of the $T = 0$ $n - p$ correlations between the $T = 1$ pairs.^{32),36)} This leads to the different A dependences of $\Delta(A)$ and e_s .

According to Ref. 39), because the symmetry energy contribution is cancelled by the curvature contribution from a smooth density of states in the Strutinsky method, the three-point odd-even mass difference $\Delta_n(A)$ in Eq. (5.3) is a good indicator of the pairing gap, which is approximately equal to the quasi-particle energy. It is notable that, in contrast to the A -dependence $5.18/A^{1/3}$ of $\Delta_n(A)$, the A -dependence of $w_{v=1}^{(n)}(A) = d_n(A)$ can be expressed as $12/\sqrt{A}$, as shown in Fig. 8(a). The curve $12/\sqrt{A}$ is known to represent the A -dependence of the pairing energy of the semi-empirical mass formula,⁴⁰⁾ which is estimated with the four-point odd-even mass difference. The shifted quasi-particle energy $d_n(A)$, therefore, corresponds to the pairing energy of the semi-empirical mass formula or the four-point odd-even mass difference. The classical mass formulas, having the pairing energy term δ_{pair} and the symmetry energy term $a_T T^2$, lead to the relation $\Delta_n(A) \approx \delta_{pair} - a_T/4$. Combining this relation and Eq. (5.8), we confirm the equivalence $d_n = \delta_{pair}$. Equation (5.8) indicates that the so-called pairing energy $d_n = \delta_{pair}$ contains a symmetry energy contribution. We can now distinguish the two curves $5.18/A^{1/3}$ and $12/\sqrt{A}$: The former represents the three-point odd-even mass difference $\Delta_n(A)$ (which is the quasi-particle energy or the pairing gap), and the latter represents the four-point odd-even mass difference equal to $d_n(A)$, including the symmetry energy contribution $a_{sym}^{(n)}/4$.

5.2. Seniority $v = 2$ states of odd-odd nuclei

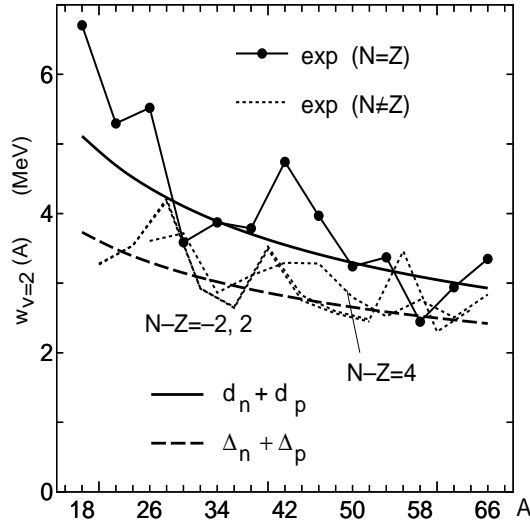
The remaining task is to determine whether the mass formula (5.1) is effective for odd-odd nuclei. The ground state of an odd-odd nucleus is the seniority $v = 2$ state, except in the case of some $N = Z$ nuclei. (The exceptional state with $v = 0$ and $T = 1$ is the $1n1p$ pair state $S_{K=0}^\dagger |\Phi_0(A_0 + m\alpha)\rangle$ considered in Fig. 5.) The seniority $v = 2$ state is composed of a quasi-neutron and a quasi-proton,

$$|A = A_0 + m\alpha + 2l + n + p\rangle = a_n^\dagger a_p^\dagger |0(lS) \otimes 0(A_0 + m\alpha)\rangle. \quad (5.10)$$

The energy $w_{v=2}(A)$ for this state is defined by $w_{v=2}(A) = W(A) - w_{T=l}(A)$. Let us evaluate its experimental value in a manner similar to Eq. (5.3):

$$\begin{aligned} w_{v=2}(A = A_0 + m\alpha + 2l + n + p) \\ = W(N, Z) - (W(N - 1, Z - 1) + W(N + 1, Z + 1))/2. \end{aligned} \quad (5.11)$$

The calculated values are plotted in Fig. 9. It is seen that there is a difference between the odd-odd $N = Z$ nuclei and the other odd-odd nuclei. The data indicate

Fig. 9. Energies $w_{v=2}(A)$ for odd-odd nuclei.

the relations

$$w_{v=2}(N = Z) \approx d_n + d_p, \quad (5.12)$$

$$w_{v=2}(N \neq Z) \approx \Delta_n + \Delta_p. \quad (5.13)$$

The parameters Δ_n and Δ_p in Eq. (5.9) [d_n and d_p in Eq. (5.8)] fitted for the odd- A nuclei can reproduce the experimental energies $w_{v=2}$ of odd-odd nuclei, though it is not clear why $w_{v=2}(N = Z)$ is different from $w_{v=2}(N \neq Z)$. This point is possibly related to the condition that there is no Cooper pair in odd-odd $N = Z$ nuclei, while the other odd-odd nuclei have one or more Cooper pairs. Sometimes, correction terms are added to mass formulas for odd-odd nuclei. The correction for the odd-odd $N = Z$ nuclei is included in Eq. (5.12) in contrast to Eq. (5.13) for odd-odd $N \neq Z$ nuclei. We ignore another correction, which represents an additional $n - p$ interaction, because the deviations from the fitted curves in Fig. 9 are of a similar or smaller magnitude than the deviations in Figs. 5–9.

§6. Concluding remarks

We have shown the essential role of the $T = 0$ $2n - 2p$ correlations in the nuclear mass by considering concrete nuclear structure based on the jj coupling shell model. We find that explicitly taking account of the effects of the $T = 0$ $2n - 2p$ correlations, which have been overlooked in the past, is important for understanding the nuclear mass formula. We have rearranged the mass formula by treating the $T = 0$ $2n - 2p$ correlations and the $T = 1$ pair correlations as the most important correlations in nuclei. Let us write it again:

$$B(A) = B_{VSC}(A) + \delta U_{pot}(A) + E_{T=0}(A) + w_T(A) + w_v(A).$$

We have discussed the fact that the last three terms $E_{T=0}(A)$, $w_T(A)$ and $w_v(A)$ represent the three modules of the structured wave functions sketched in Eqs. (3·5), (4·1) and (5·6). The systematic formulation of the $T = 0$ $2n - 2p$ and $T = 1$ pair correlations on the same footing makes it clear that the energy $E_{T=0}(A)$ of the multi-quartet structure should be added to the energy $w_T(A)$ of the multi-pair structure. The $T = 0$ energy plane $E_{T=0}(A)$ supplies the base level for the measurement of the T -dependent energy $w_T(A)$. The interacting boson model for the $T = 1$ Cooper pair on the α -like superfluid base provides a structural explanation for the origins of the symmetry energy and Wigner energy. The two standard curves $5.18/A^{1/3}$ and $12/\sqrt{A}$ for the pairing energy are distinguished and identified as representing the quasi-particle energy or the pairing gap (three-point odd-even mass difference) and the shifted quasi-particle energy (four-point odd-even mass difference), respectively.

The $E_{T=0}(A)$ term as the base level affects the binding energies of all nuclei. Adding $E_{T=0}(A)$ to existing mass formulas could improve the precision. We can estimate the precision using the parameters in Eqs. (4·5), (4·6) and (5·9) and the experimental values of $E_{T=0}(A)$. The average of the root-mean-square (rms) errors estimated is 1.42 MeV for even-even nuclei, 1.37 MeV for odd- A nuclei, and 1.11 MeV for odd-odd nuclei. These values are, of course, larger than the rms errors for modern mass formulas. The average of the rms errors for the FRDM, for instance, is 1.08 MeV for even-even nuclei, 1.13 MeV for odd- A nuclei, and 1.12 MeV for odd-odd nuclei in the region $17 \leq Z, N \leq 36$. However, it should be noted that these FRDM values are larger than the average of the rms errors for all nuclei, 0.67 MeV. This suggests a flaw in the FRDM mass formula for $N \approx Z$ nuclei. The advantage of our treatment is clear if we consider nuclei near the $N = Z$ line. For $T < 4$ nuclei, the average of the rms errors becomes 0.63 MeV for even-even nuclei and 1.07 MeV for odd- A nuclei. The good parallelism from the $T = 0$ line to the $T = 3$ line in Fig. 4 reveals this mechanism. By contrast, the FRDM mass formula does not show such a reduction when the number of $T = |N - Z|/2$ is limited. There seems to be room to take into account the energy $E_{T=0}(A)$ of the fundamental $T = 0$ $2n - 2p$ correlated structure in the modern mass formulas.

References

- 1) P. Möller, J. R. Nix, W. D. Myers and E. J. Swiatecki, *At. Data Nucl. Data Tables* **59** (1995), 185.
- 2) Y. Aboussir, J. M. Pearson, A. K. Dutta and F. Tondeur, *Nucl. Phys. A* **549** (1992), 1552.
- 3) S. Goriely, M. Samyn, P.-H. Heenen, J. M. Pearson and F. Tondeur, *Phys. Rev. C* **66** (2002), 024326.
- 4) J. Duflo and A. P. Zuker, *Phys. Rev. C* **52** (1995), R23.
- 5) A. P. Zuker, *Nucl. Phys. A* **576** (1994), 65.
- 6) W. M. Strutinski, *Nucl. Phys. A* **95** (1967), 420; **122** (1968), 1.
- 7) Y. K. Gambhir, P. Ring and P. Schuck, *Phys. Rev. Lett.* **51** (1983), 1235.
- 8) G. Audi and A. H. Wapstra, *Nucl. Phys. A* **595** (1995), 409.
- 9) A. H. Wapstra, G. Audi and C. Thibault, *Nucl. Phys. A* **729** (2003), 3.
- 10) K. Yagi, *Nuclear Physics* (Asakura, Tokyo, 1971), in Japanese.
- 11) P. Ring and P. Schuck, *The Nuclear Many-Body Problem* (Springer-Verlag, New York, 1980).
- 12) C. Samanta and S. Adhikari, *Phys. Rev. C* **65** (2002), 37301.
- 13) E. Caurier, A. P. Zuker, A. Poves and G. Martínez-Pinedo, *Phys. Rev. C* **50** (1994), 225.

- 13) T. Marumori and K. Suzuki, Nucl. Phys. A **106** (1968), 610.
- 14) M. Danos and V. Gillet, Phys. Lett. B **34** (1971), 24; Z. Phys. **249** (1972), 294.
- 15) A. Arima and V. Gillet, Ann. of Phys. **66** (1971), 117.
- 16) M. Kamimura, T. Marumori and K. Takada, Prog. Theor. Phys. Suppl. No. 52 (1972), 282.
- 17) T. Tomoda and A. Arima, Nucl. Phys. A **303** (1978), 219.
- 18) M. Cauvin, V. Gillet and F. Soulmagnon, Nucl. Phys. A **361** (1981), 192.
- 19) G. G. Dussel, R. Liotta and R. Perazzo, Nucl. Phys. A **388** (1982), 606.
- 20) A. S. Jensen, P. G. Hansen and B. Jonson, Nucl. Phys. A **431** (1984), 393.
- 21) M. Apostol, I. Bulboaca, F. Carstoiu, O. Dumitrescu and M. Horoi, Nucl. Phys. A **470** (1987), 64.
- 22) G. G. Dussel, E. Caurier and A. P. Zuker, At. Data Nucl. Data Tables **39** (1988), 205.
- 23) P. Curutchet, J. Dukelsky, G. G. Dussel and A. J. Fendrik, Phys. Rev. C **40** (1989), 2361.
- 24) K. Sugawara-Tanabe and A. Arima, Phys. Lett. B **241** (1990), 169.
- 25) M. Hasegawa, S. Tazaki and R. Okamoto, Nucl. Phys. A **592** (1995), 45.
- 26) M. Hasegawa and S. Tazaki, Nucl. Phys. A **633** (1998), 266.
- 27) M. C. Mermaz, Phys. Rev. C **53** (1996), 1613.
- 28) M. Hasegawa, Prog. Theor. Phys. Suppl. No. 132 (1998), 177.
- 29) T. Sakuda and S. Ohkubo, Nucl. Phys. A **712** (2002), 59.
- 30) M. Honma, T. Otsuka, B. A. Brown and T. Mizusaki, Phys. Rev. C **69** (2004), 034335.
- 31) M. Dufour and A. P. Zuker, Phys. Rev. C **54** (1996), 1641.
J. Duflo and A. P. Zuker, Phys. Rev. C **59** (1999), R2347.
- 32) K. Kaneko and M. Hasegawa, Phys. Rev. C **60** (1999), 24301; Prog. Theor. Phys. **106** (2001), 1179.
- 33) T. Mizusaki, RIKEN Accel. Prog. Rep. **33** (2000), 14.
- 34) T. Mizusaki and M. Imada, Phys. Rev. C **65** (2002), 064319; **67** (2004), 041301.
- 35) M. Hasegawa, S. Tazaki and R. Okamoto, Prog. Theor. Phys. **97** (1997), 417.
- 36) J. Jänecke, T. W. O'Donnell and V. I. Goldanskii, Phys. Rev. C **66** (2002), 24327; Nucl. Phys. A **728** (2003), 23.
- 37) M. J. Thompson, J. P. Elliott and J. A. Evans, Phys. Lett. B **195** (1987), 511.
- 38) M. Hasegawa, Nucl. Phys. A **526** (1991), 237.
- 39) W. Satula, J. Dobaczewski and W. Nazarewicz, Phys. Rev. Lett. **81** (1998), 3599.
- 40) N. Zeldes, A. Grill and A. Simievic, Mat. Fys. Skr. Dan. Vid. Selsk. **3** (1967), 236.