

Centrality dependence of high p_T suppression in Au+Au collisions: dynamical or geometric effect?

A. K. Chaudhuri*

Variable Energy Cyclotron Centre
1/AF, Bidhan Nagar, Kolkata - 700 064

In a pQCD-based model, we have analyzed the STAR and PHENIX data on the high p_T suppression of charged hadrons and neutral pions, in Au+Au collisions at $\sqrt{s}=200$ GeV. In the jet quenching or the energy loss picture, p_T dependence of the nuclear modification factor of the charged hadrons and neutral pions, in all the centrality ranges, are well explained in terms of a single parameter, the average relative energy loss $\langle \Delta E/E \rangle$. $\langle \Delta E/E \rangle$ increases with the centrality, from a small or near zero value in the most peripheral collisions, it increases to ~ 20 -22% in most central collisions. However, a part of the increased energy loss with centrality, is due to geometric effect, i.e. increased path length in central than in peripheral collisions. If the geometric part of the energy loss is excluded, the extracted energy loss reveals that even in central collisions, the density of matter is not very high. It is only 1.5-2.0 times the normal nuclear matter density. Our analysis thus precludes formation of high-density matter in central Au+Au collisions.

I. INTRODUCTION

One of the predictions of quantum chromodynamics is the possible existence of a deconfined state of quarks and gluons. In relativistic heavy ion collisions, under certain conditions (sufficiently high energy density and temperature) ordinary hadronic matter (where quarks and gluons are confined) can undergo a phase transition to a deconfined matter, commonly known as quark gluon plasma (QGP). Over the years, nuclear physicists are trying to produce and detect this new phase of matter, first at CERN SPS and now at Relativistic Heavy Ion Collider (RHIC). At RHIC several new results are obtained, most important among them is the high p_T suppression in Au+Au collisions and its absence in d+Au collisions. All the four experiments, STAR, PHENIX, PHOBOS and BRAHMS [1–4] observed that high p_T hadron production in Au+Au collisions at $\sqrt{s} = 200$ GeV (as well as at $\sqrt{s} = 130$ GeV), *scaled* by the average number of binary collisions, is suppressed with respect to pp collisions. The suppression is more in central collisions than in peripheral collisions. The observation has created an excitement in nuclear physics community, as a possible signature, if not of QGP, of creation of highly dense matter in central Au+Au collisions.

One of the explanations offered for the high p_T suppression at RHIC is the jet quenching [5,6]. In the fragmentation picture [7], the single parton spectrum is convoluted with the probability for a parton i to hadronize into a hadron h , which carries a fraction $z < 1$ of the momentum of the parent parton. Unlike in pp collisions, in AA collisions, partons produced in the initial hard scattering has to propagate through a medium before fragmentation. While propagating through the medium, the partons can suffer energy loss through multiple scattering. As a results, at the time of fragmentation to hadrons, the partons will have less energy and consequently will produce less hadrons than would have otherwise. Due to increased path length, partons will suffer more energy loss in central collisions than in peripheral collisions. The jet quenching or energy loss picture thus predicts more high p_T suppression is central than in peripheral collisions, in agreement with the experimental observation.

Partonic energy loss in a medium is a complex phenomena. Partons lose energy mainly due to gluon radiation. Recently, much progress has been made in the calculation of radiative energy loss of partons in medium, by several authors and in different approaches [8–15]. However, exact nature of the energy loss is still uncertain. For example, in the BDMS [9,10] relative energy loss increases rapidly with decreasing energy, $\Delta E/E \propto 1/E$, but in GLV [11] relative energy loss is approximately constant. However, all the models agree that in a *static* medium, energy loss due to gluon radiation have a characteristic quadratic dependence on the in medium path length. In an one dimensionally expanding medium, the quadratic dependence is diluted to a linear dependence [12].

In the jet quenching or the energy loss picture, several authors have studied high p_T production at RHIC energy in Au+Au collisions [15–21]. The LO or NLO pQCD models with jet quenching can well explain the high p_T suppression, implying large parton energy loss or high initial gluon density. In [15] gluon density, at an initial time $\tau_0 = 0.2$ fm was estimated to be 15 times higher than that in a normal nuclear matter.

Apart from the jet quenching, alternative explanations are also offered for the high p_T suppression. Indeed, leading hadrons from the jet fragmentation can possibly have strong interactions with the medium created and possibly be

absorbed or its p_T be shifted to lower values leading to the high p_T suppression. In [22] high p_T suppression, due to final state hadronic interactions, was considered. It was argued that partons cannot materialize into hadrons in a deconfined phase. Fragmentation can occur only outside the deconfined phase or in vacuum. It was argued that high p_T (pre-)hadrons can well be realized inside the late stage of the fireball. Then interaction of the (pre-)hadrons with bulk hadronic matter could lead to the observed suppression. RHIC data on high p_T suppression can be partially explained in the model. Final state hadronic interaction was also used by Capella et al [23] to explain the high p_T suppression. In their model, high p_T hadrons interact with the comovers and their p_T is shifted to smaller values. Due to steepness of the p_T distribution the effect could be large. Indeed, it was shown that RHIC data are well explained in such a model [23].

Recently Xin-Nian [20] has argued strongly against models using the final state hadronic interaction to explain RHIC high p_T suppression. He argued that hadron formation time could not be small, rather large, in the range of 30-40 fm, much larger than the typical medium size or lifetime of the dense medium. Moreover, nearly flat p_T dependence of the observed suppression at high p_T empirically leads to a linear energy dependence of the hadronic energy loss. Since the hadron formation time is proportional to hadron or jet energy, the total energy loss due to hadron rescattering or absorption decreases with energy. He argued that observed high p_T suppression at RHIC could only be due to partonic energy loss.

As told earlier, jet quenching or partonic energy loss does explain the observed high p_T suppression. In the jet quenching picture, one tries to deduce the density of the medium produced and also tries to comment on the question of thermalization of the medium. However, to comment about the medium where the partons undergo energy loss, careful analysis is required to eliminate effects due to geometry of collisions. In the present paper we have analyzed three data sets on high p_T suppression, (i) STAR data on charged particle production, (ii) PHENIX data on neutral pions and (iii) PHENIX data on charged hadrons. Considering the existing differences in model calculations of energy loss, we took a simplistic approach. We assume that in a certain centrality range, partons suffer, on the average, $< \Delta E >$ energy loss. Then treating the average energy loss as a parameter, we fit the experimental data. As will be shown below, both the STAR and PHENIX data on nuclear modification factor, in all the centrality ranges, are well explained in terms of a single parameter, the average relative energy loss $< \Delta E/E >$. From the centrality dependence of the extracted relative energy loss we then try to learn about the medium in which the partons suffered the energy loss.

The plan of the paper is as follows: In section 2, we have described the pQCD model for hadron production. In section 3, results of our analysis of STAR and PHENIX data are presented. Summary and conclusions are given in section 4.

II. PQCD MODEL FOR HADRON PRODUCTION

Details of high p_T hadron production in pp collisions could be found in [24]. In pQCD model, the differential cross section for production of a hadron h with transverse momentum q_T , at rapidity y , in pp collisions can be written as ,

$$\begin{aligned} \frac{d\sigma^{pp \rightarrow hX}}{dq_T^2 dy} = & K J(m_T, y) \int \frac{dz}{z^2} \int dy_2 \sum_{\langle ij \rangle, \langle kl \rangle} \frac{1}{1 + \delta_{kl}} \frac{1}{1 + \delta_{ij}} \\ & \left\{ x_1 f_{i/A}(x_1, Q^2) x_2 f_{j/B}(x_2, Q^2) \left[\frac{d\hat{\sigma}^{ij \rightarrow kl}}{d\hat{t}}(\hat{s}, \hat{t}, \hat{u}) D_{k \rightarrow h}(z, \mu^2) + \frac{d\hat{\sigma}^{ij \rightarrow kl}}{d\hat{t}}(\hat{s}, \hat{u}, \hat{t}) D_{l \rightarrow h}(z, \mu^2) \right] \right. \\ & \left. + x_1 f_{j/A}(x_1, Q^2) x_2 f_{i/B}(x_2, Q^2) \left[\frac{d\hat{\sigma}^{ij \rightarrow kl}}{d\hat{t}}(\hat{s}, \hat{u}, \hat{t}) D_{k \rightarrow h}(z, \mu^2) \frac{d\hat{\sigma}^{ij \rightarrow kl}}{d\hat{t}}(\hat{s}, \hat{t}, \hat{u}) D_{l \rightarrow h}(z, \mu^2) \right] \right\} \end{aligned} \quad (1)$$

Details of the equation can be found in [24]. Here, the parameter K takes into account the higher order corrections. For the partonic collisions $ij \rightarrow kl$, x_1 and x_2 are the fractional momentum of the colliding partons i and j , $x_{1,2} = \frac{p_T}{\sqrt{s}}(e^{\pm y_1} + e^{\pm y_2})$, y_1 and y_2 being the rapidities of the two final state partons k and l . For the parton distribution, $f(x, Q^2)$, we have used the CTEQ5L parton distribution, with the factorization scale $Q^2 \approx p_T^2$. In Eq.1, $d\hat{\sigma}^{ab \rightarrow cd}/d\hat{t}$ is the sub process Cross-section. Only 8 sub processes contribute, they are listed in [25]. $D_h(z, \mu^2)$ is the fragmentation function for the final state partons. Fragmentation functions are defined as energy fraction distribution $1/\sigma_{total} d\sigma^h/dx$ for the hadron h in the reaction $e^+ + e^- \rightarrow h + X$. They are not calculable, as formation of hadrons is non-perturbative. What is done in practice is to assume a form for the fragmentation function and fit experimental data on hadron production in e^+e^- collisions. Fragmentation functions are scale dependent. Effect of increasing scale is to shift the fragmentation function towards lower values of z . Knowing the fragmentation function at some scale,

it is possible to obtain it at any other scale using Gribov-Lipatov-Altarelli-Parisi (GLAP) equation. In the present calculation, we have used KPP parameterization [26] with fragmentation scale $\mu^2 \approx q_T^2$. The integration region for y_2 , $-\ln(\sqrt{s}/p_T - e^{-y_f}) < y_2 < \ln(\sqrt{s}/p_T - e^{y_f})$, is over the whole phase space, whereas that for z is

$$\frac{2m_T}{\sqrt{s}} \cosh y \leq z \leq \min[1, \frac{q_T}{p_0} J(m_T, y)] \quad (2)$$

with, $J(m_T, y) = (1 - \frac{m^2}{m_{T, \cosh y}^2})^{-1}$. p_0 is the cut off used to regulate infrared singularity. It is a parameter and in the present work we have used $p_0 = 1.0$ GeV.

For AA collision, following the standard procedure, hadron spectra could be obtained as,

$$\frac{d\sigma^{AA \rightarrow hX}}{d^2q_T dy} = \int_{b_1}^{b_2} d^2b d^2s T_A(\mathbf{b} - \mathbf{s}) T_B(\mathbf{s}) \frac{d\sigma^{NN \rightarrow hX}}{d^2q_T dy} \quad (3)$$

The impact parameter integration ranges (b_1 and b_2) are chosen according to centrality of collisions. In this picture, all the nuclear information is contained in the thickness function, $T_A(\mathbf{b}) = \int \rho(\mathbf{b}, z) dz$. We have used Woods-Saxon form for the density $\rho(r)$,

$$\rho(r) = \frac{\rho_0}{1 + e^{(r-R)/a}} \quad (4)$$

For Au, $R = 6.38 fm$ and $a = 0.535 fm$. The central density ρ_0 is obtained from the normalizing condition, $\int \rho(r) d^3r = A$.

The key element in the jet quenching or energy loss picture is the fragmentation function $D_h(z, Q^2)$. Unlike in pp collisions, in AA collisions, final state partons, before fragmentation, can travel a distance (L) through nuclear matter and in the process can lose energy. Then at the time of fragmentation, it has less energy. For energy loss ΔE , $z = E_h/E_{parton}$ in the fragmentation function is changed to $z^* \rightarrow \frac{z}{1 - \Delta E/E}$. As the fragmentation functions are peaked at low z , with energy loss, fragmentation will produce less number of hadrons than otherwise. Implementation of jet quenching in pQCD models is straightforward. While calculating the spectra for AA collisions, the fragmentation function $D_{i \rightarrow h}(z)$ in Eq.1 is replaced such that,

$$z D_{i \rightarrow h}(z) = z^* D_{i \rightarrow h}(z^*) \quad (5)$$

with $z^* = z/(1 - \Delta E/E)$.

In a nuclear medium, structure function $f_{a/A}$ is also changed, the so-called EMC effect. We have taken account of EMC effect through HIJING parameterization. However, its effect is small.

STAR and PHENIX collaboration measured the nuclear effects on the inclusive spectra, in different centrality ranges via the nuclear modification factor, defined as,

$$R_{AA} = \frac{d^2N/dp_T dy (Au + Au)}{T_{AA} d^2\sigma/dp_T dy (pp)} \quad (6)$$

where $T_{AA} = \langle N_{bin} \rangle / \sigma_{inel}$ from a Glauber calculation accounts for the nuclear collision geometry. The nuclear modification factor will be unity, had there been no nuclear effects on high p_T production. In central collisions, both the STAR and the PHENIX data show considerable nuclear effects ($R_{AA} < 1$).

For simplicity, we have assumed that in each centrality ranges, partons suffer on the average $\langle \Delta E \rangle$ energy. Treating the average relative energy loss $\langle \Delta E/E \rangle$ as a parameter, we fit the STAR and PHENIX data on nuclear modification factor. The fitting was done using the CERN MINUIT minimizing program.

III. RESULTS

In Fig.1a, the p_T spectra for charged hadrons in pp collisions, as obtained by the STAR collaboration is shown. STAR collaboration counted only π^\pm , K^\pm and p^\pm as charged hadron and in the calculation also, we have included those hadrons only. The solid line in Fig.1a, is the fit obtained to the data in the model. We have fitted only the high p_T part ($p_T > 4$ GeV) of the spectra. The LO pQCD give reasonably good description of the data. In Fig.1b, we have shown the ratio of data to pQCD model calculation. High p_T part of the spectra is explained within 20%. We note that better description will be obtained using generalized parton distribution, however, at the expense of an additional parameter $\langle k_T^2 \rangle$ [27].

In Fig.2, in six panels, we have shown the STAR data on nuclear modification factor (R_{AA}). The solid lines are the fit obtained in the present model. Here also we have used only the $p_T > 4\text{GeV}$ part of the spectra for the fitting purpose. We note that we are neglecting the Cronin effect. However, at high p_T Cronin effect is small. The high p_T part of the STAR nuclear modification factor, in all the centrality ranges are well explained. pQCD with jet quenching or the energy loss can explain the spectacular STAR data on nuclear modification factor, with a single parameter, the relative energy loss $\langle \Delta E/E \rangle$. Later we will discuss in detail the relative energy loss in STAR data and its implications, for the present, we just mention that in most central collisions (0-5% centrality), experimental R_{AA} require that the partons, on the average suffer 20% energy loss, ($\langle \Delta E/E \rangle \sim 0.2$). Energy loss gradually decreases for less central collisions and the most peripheral collisions (60-80% centrality) are consistent with no energy loss. Indeed, high p_T part of R_{AA} as obtained by the STAR collaboration in the centrality range 60-80% is consistent with no nuclear effect.

As mentioned earlier, we have also analyzed the PHENIX data for the charged hadrons and neutral pions. In Fig.3 and 4, the nuclear modification factor for the charged hadrons and neutral pions, as obtained by the PHENIX collaboration are shown. The fit obtained in the model, with the single parameter $\langle \Delta E/E \rangle$, are also shown in the figures. As for the STAR data, both the PHENIX data are also well explained in the model. Extracted energy losses also show similar variation with centrality. However, while STAR data require zero or very small energy loss for the most peripheral collisions, both the PHENIX data require finite ($\sim 5\%$) energy loss even in most peripheral collisions. Indeed as can be seen from the figures, in the most peripheral collisions, while high p_T part of STAR R_{AA} show little or no nuclear effect, PHENIX data show definite nuclear effect. Presently we do not understand the reason for this difference.

Extracted average relative energy loss $\langle \Delta E/E \rangle$ from STAR and PHENIX data are shown in Fig.5, as a function of number of binary collisions (centrality). $\langle \Delta E/E \rangle$ extracted from STAR and PHENIX show similar centrality dependence. In peripheral collisions energy loss is less, increasing with the centrality. In most central collisions, approximately partons on the average suffer $\sim 20\%$ energy loss. Extracted $\langle \Delta E/E \rangle$ from PHENIX neutral pion and charged hadrons are consistent with each other, but are consistently larger (5-20%) than the extracted energy loss from STAR data. As observed earlier also, even in the most peripheral collisions, PHENIX data are not consistent with zero or small nuclear effects, as are the STAR data. In our analysis also, while we obtain nearly zero energy loss for most peripheral STAR collisions, for PHENIX, finite value of energy loss is obtained.

As mentioned earlier, increased energy loss with centrality may have geometric origin. Simply due to increased path length, partons can suffer more energy loss in central than in peripheral collisions. To understand better the centrality dependence of the extracted energy loss, using the Glauber model, we have calculated energy loss suffered by a partons as,

$$\langle \Delta E \rangle(\mathbf{b}) = N(\mathbf{b})\varepsilon \quad (7)$$

where $N(\mathbf{b})$ is the average number of collisions suffered by the partons at impact parameter b and ε is the average energy loss in each collisions.

At impact parameter \mathbf{b} , the positions (\mathbf{s}, z) and $(\mathbf{b} - \mathbf{s}, z')$ specifies the initial hard scattering of partons. The number of collisions suffered by a parton after the initial hard scattering can be calculated as,

$$N(\mathbf{b}, \mathbf{s}, z, z') = \sigma \int_z^\infty dz_A \rho(\mathbf{s}, z_A) + \sigma \int_{z'}^\infty dz_B \rho(\mathbf{b} - \mathbf{s}, z_B) \quad (8)$$

where σ is the parton-nucleon cross section. Above expression should be averaged over all positions of initial hard scattering with a weight of the nuclear densities.

$$N(b) = \int d^2s \int dz \rho_A(s, z) \int dz' \rho_B(b - s, z') N(b, s, z, z') / \int d^2s \int dz \rho_A(s, z) \int dz' \rho_B(b - s, z') \quad (9)$$

In Fig.5, the solid line is the Glauber model calculation of energy loss (suitably normalized). We note that simply due to geometry of the collisions, even in cold nuclear matter, energy loss depend on the centrality. In central collisions, the partons can travel a distance longer than in peripheral collisions, leading to more energy loss in central than in peripheral collisions. It will be unrealistic to associate this increased energy loss in central collisions with the medium density. Naturally, the energy loss extracted from the STAR and PHENIX data include the geometric effect and only by eliminating the geometric effect, can one comment on the nature of the medium. We note that Glauber model calculation cannot reproduce the centrality dependence of the extracted energy loss in all the centrality ranges. While in peripheral collisions, Glauber model can account for the extracted energy loss, in more central collisions, energy loss is underpredicted by a factor of 1.5-2.0. In peripheral collisions, we do not expect any other medium than normal nuclear matter. Agreement of Glauber model calculation with the extracted energy loss in peripheral collisions then

suggests that in a peripheral collision, possibly normal nuclear matter is produced. On the same reasoning, failure of the Glauber model to account for the energy loss in central collisions indicate matter other than normal nuclear matter is produced in central collisions. For central collisions, Glauber model predict 1.5-2.0 times less energy loss than the extracted values. Energy loss in excess of Glauber model calculation can be attributed to dynamical origin. If we assume that energy loss is proportional to the density, this would lead to 1.5-2.0 time higher density in central collisions than in peripheral collisions. This is much less than the density (15 times normal density) obtained by Wang and Wang [15]. The present analysis thus precludes any high density formation in RHIC Au+Au collisions.

Partons lose energy mainly due to gluon radiation. In a static medium, energy loss due to gluon radiation exhibit a characteristic quadratic dependence on the in medium path length L , $\Delta E \propto L^2$. For a one dimensionally expanding medium, the quadratic dependence gets diluted to a linear dependence [12]. In Fig.6, we have plotted the extracted energy loss as a function of the in medium path length (L). Fit to the extracted energy loss with the parametric form, $\langle \Delta E/E \rangle = AL^2$ are also shown in Fig.6. Energy loss from the STAR data are well explained with $A = 6.24 \times 10^{-3} fm^{-2}$ (the solid line). For the PHENIX experiment also, $\langle \Delta E/E \rangle$ in more central collisions are explained by the quadratic form with $A = 7.41 \times 10^3 fm^{-2}$, but under predict the energy loss in peripheral collisions. Quadratic dependence of the energy loss in central collisions on the in medium path length then suggests that partonic energy loss is mainly due to gluon radiation in a *static medium*, i.e. they lose the energy before the expansion sets in. Hydrodynamic expansion sets in a time scale of 0.2-1.0 fm. The hadrons then are formed before that time scale. It is very important result. If hadrons are formed in a time scale of 0-2-1.0 fm, they can possibly be absorbed in the resulting hadronic medium. They high p_T suppression then may be due to the combined effect of jet quenching and hadronic interaction in medium.

IV. SUMMARY AND CONCLUSIONS

To summarize, we have analyzed the STAR and PHENIX data on high p_T suppression in Au+Au collisions at $\sqrt{s}=200$ GeV. Assuming that in each centrality range, partons suffer on the average $\langle \Delta E \rangle$ energy loss, we have extracted the relative energy loss $\langle \Delta E/E \rangle$ from a fit to the experimental nuclear modification factor. Energy loss thus extracted show that partons suffer more energy loss than in central than in peripheral collisions. However, only a part of the energy loss is of dynamical origin. A major part of the centrality dependence of energy loss is geometric, i.e. due to increased path length in central than in peripheral collisions. Extracted energy loss in peripheral STAR and PHENIX collisions are consistent with the energy loss calculated in a Glauber model. However, Glauber model predict 1.5-2.0 times less energy loss in central collisions than the extracted values. The excess energy loss is of dynamical origin. If the energy loss is proportional to the density, then present analysis indicate that in central collisions, density of the medium is 1.5-2.0 times higher than that of normal nuclear matter. Our analysis thus precludes any high density matter formation. We have also investigated the in medium path length dependence of the extracted energy loss. Energy loss in STAR and also PHENIX in central collisions show a quadratic dependence on the medium path length, characteristic of gluon radiation in a *static medium*. It appears that partons lose their energy before the hydrodynamic expansion sets in.

To Conclude, our analysis of STAR and PHENIX data on high p_T suppression indicate that in central collisions, partons lose energy due to gluon radiation, in a static medium, of density, 1.5-2.0 times normal nuclear density.

* e-mail:akc@veccal.ernet.in

- [1] J. Adams et al, STAR Collaboration, Phys.Rev.Lett.91, 2003,072304,nuclex/0306024. Phys.Rev.Lett.91, 2003,172302,nuclex/0305015. Phys.Rev.Lett.89, 2002,202301,nuclex/0206011.
- [2] S. S. Alder et al, PHENIX collaboration, Phys.Rev.C69,2004, 034910, nuclex/0308006. Phys.Rev.Lett.91,2003,072303, nuclex/0306021. Phys.Rev.Lett.91,2003,072301, nuclex/0304022
- [3] B. B. Back et al., PHOBOS collab. Phys.Rev.Lett.91,2003,072302, nuclex/0306025. Phys.Lett.B578 2004, 297.
- [4] I. Arsene, BRAHMS collab., Phys.Rev.Lett.91,2003, 072305.
- [5] M. Gyulassy and M. Plumer, Phys. Lett. B243, 1990, 432.
- [6] X. N. Wang and M. Gyulassy, Phys.Rev. Lett. 68 (1992) 1470.
- [7] J. C. Collins and D. E. Soper, Nucl. Phys. B194 (1982)445.
- [8] M. Gyulassy and X. N. Wang, Nucl. Phys.B420, 583(94) [arXiv:nuc-th/9306003]

- [9] R. Baier, Yuri L. Dokshitzer, Alfred H. Mueller, S. Peigne and D. Schiff, Nucl.Phys.B484,265,1997. [arXiv:hep-ph/9608322.]
- [10] R. Baier, D. Schiff, B.G. Zakharov, Ann.Rev.Nucl.Part.Sci.50,37,2000, [arXiv:hep-ph/0002198]
- [11] M. Gyulassy, P. Levai and I. Vitev, Phys. Rev. Lett. 85, 5535, 2000 [arXiv:nucl-th/0005032]; Nucl. Phys. B594, 371, 2001.
- [12] M. Gyulassy, I. Vitev and X.N. Wang, Phys. Rev. Lett.86,2507,2001. [arXiv:nucl-th/0012092].
- [13] U. A. Weidemann, Nucl. Phys. B588, 303, 2000.
- [14] X. F. Guo and X. N. Wang, Phys. Rev. Lett. 85,3591, 2000 [arXiv:hep-ph/0005044]; X. N. Wang and X. F. Guo, Nucl. Phys. A696, 788, 2001 [arXiv:hep-ph/0102230].
- [15] E. Wang and X. N. Wang, Phys. Rev. Lett.89,162301,2002 [arXiv:hep-ph/0202105].
- [16] X. N. Wang, Nucl. Phys. A715, 775, 2003 [arXiv:hep-ph/0301196].
- [17] S. Y. Jeon, J. Jalilian-Marian and I. Sarcevic, Phys. Lett. B562, 45 (2003).
- [18] B. Muller, Phys. Rev. C67,061901, 2003 [arXiv:nucl-th/0208038].
- [19] I. Vitev and M. Gyulassy, Phys. Rev. Lett.89,252301,2002.
- [20] X. N. Wang, nucl-th/0305010.
- [21] I. Vitev, nucl-th/0404052.
- [22] K. Gallmeister, C. Greiner and Z. Xu, hep-ph/0212295.
- [23] A. Capella, E. G. Ferreira, A. B. Kaidalov and D. Sousa, inucl-th/0403081.
- [24] K. J. Eskola and H. Honkanen, Nucl.Phys.A713 (2003)167.
- [25] I. Sarcevic, S. D. Ellis and P. Carruthers, Phys. Rev. D 40(1989)1446.
- [26] B. A. Kniehl, G. Kramer and B. Poetter, Nucl. Phys. B582(2000)514.
- [27] A. Accardi and M. Gyulassy, Phys.Lett.B586,244,2004 [arXiv:nucl-th/0308029].

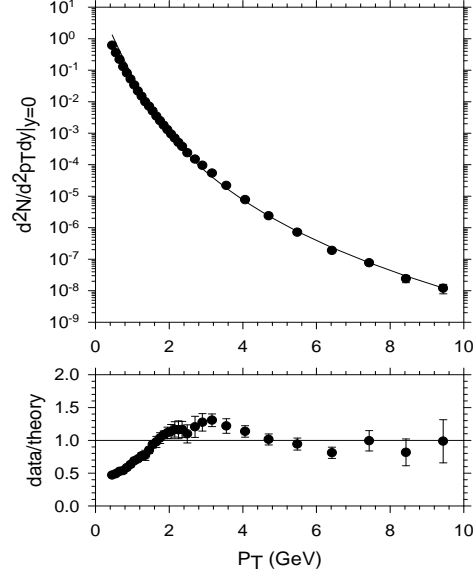


FIG. 1. (a) The transverse momentum spectra for the charged hadrons, in STAR pp collisions. The solid line is the pQCD calculation. (b) The ratio of the data to the theory.

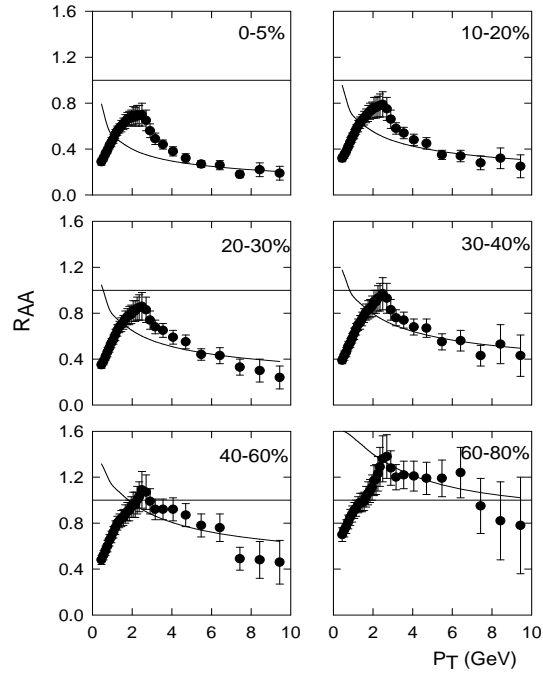


FIG. 2. The STAR data on nuclear modification factor for the charged hadrons and the fit obtained to the data in the present model.

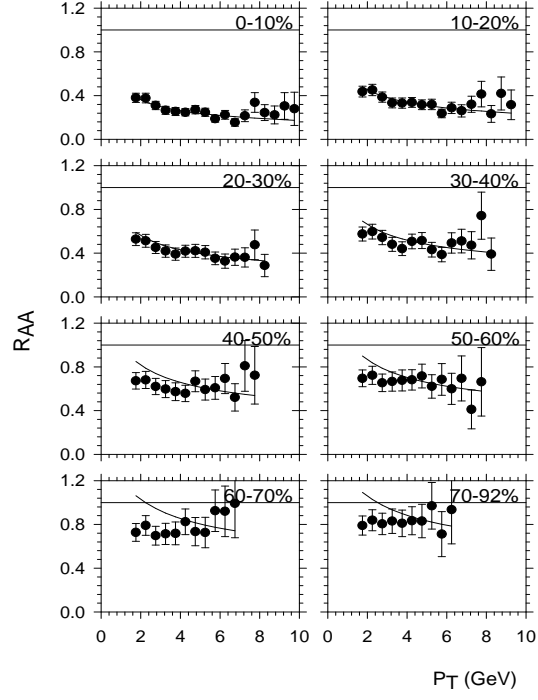


FIG. 3. Same as Fig.2 for PHENIX π^0 .

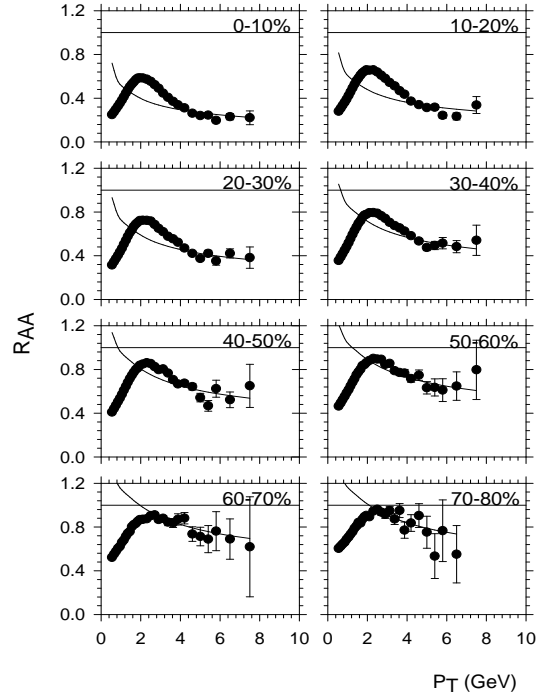


FIG. 4. Same as Fig.2 for PHENIX charged hadrons.

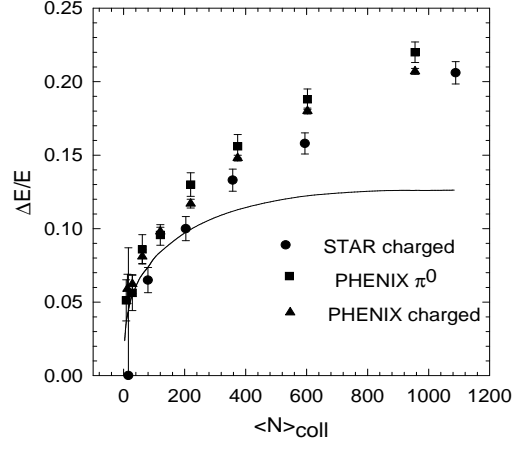


FIG. 5. The extracted relative energy loss as a function of number of binary collisions (centrality of collisions). The solid line is a Glauber model calculation of energy loss in nuclear matter.

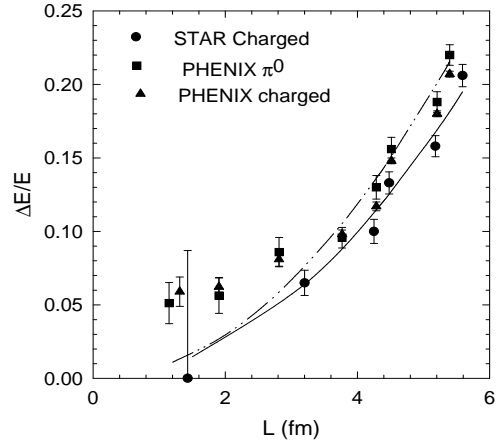


FIG. 6. The extracted relative energy loss as a function of in-medium path length. The solid and dashed lines are fits to the extracted values from the STAR and PHENIX data, with a quadratic L dependence.