

Alpha decay and proton-neutron correlations

Kazunari Kaneko¹ and Munetake Hasegawa²

¹*Department of Physics, Kyushu Sangyo University, Fukuoka 813-8503, Japan*

²*Laboratory of Physics, Fukuoka Dental College, Fukuoka 814-0193, Japan*

(Dated: November 3, 2018)

We study the influence of proton-neutron (p - n) correlations on α -decay width. It is shown from the analysis of alpha Q values that the p - n correlations increase the penetration of the α particle through the Coulomb barrier in the treatment following Gamow's formalism, and enlarges the total α -decay width significantly. In particular, the isoscalar p - n interactions play an essential role in enlarging the α -decay width. The so-called "alpha-condensate" in $Z \geq 84$ isotopes are related to the strong p - n correlations.

PACS numbers: 23.60.+e, 21.60.Cs, 21.60.-n

The α decay has long been known as a typical decay phenomenon in nuclear physics [1]. Various microscopic approaches to estimating the formation amplitude of the α cluster have been proposed [2, 3, 4, 5]. The calculations [6, 7, 8] showed that $J = 0$ proton-proton (p - p) and neutron-neutron (n - n) pairing correlations cause substantial α -cluster formation on nuclear surface. This suggests that the BCS approach with a pairing force offers a promising tool to describe the α decay. Proton-neutron (p - n) correlations are also significantly important for the α -decay process in a nucleus [9, 10]. The effect of the p - n correlations on the α -formation amplitude was studied by a generalization of the BCS approach including the p - n interactions [11], though it was shown that the enhancement of the formation amplitude due to the p - n interactions is small. The authors of Ref. [12] pointed out that continuum part of nuclear spectra plays an important role in formation of α cluster. On the other hand, a shell model approach including α -cluster-model terms [13] gave a good agreement with the experimental decay width of the α particle from the nucleus ^{212}Po . It is also interesting to investigate the effect of deformation on the α -decay width. According to Ref. [12], the contribution of deformation improves theoretical values for deformed nuclei such as ^{244}Pu .

The p - n interactions are expected to become strong in $N \approx Z$ nuclei because valence protons and neutrons in the same orbits have large overlaps of wavefunctions [14]. In fact, this can be seen in peculiar behavior of the binding energy at $N = Z$. The double differences of binding energies are good indicators to evaluate the p - n interactions [15, 16]. We have recently studied [17] various aspects of the p - n interactions in terms of the double differences of binding energies, using the extended $P + QQ$ force model [18]. The concrete evaluation confirmed that the p - n correlations become very strong in the $N \approx Z$ nuclei. It was shown in Ref. [19] that the isoscalar ($T = 0$) p - n pairing force persists over a wide range of $N > Z$ nuclei. One of the double differences of binding energies was also discussed as a measure of α -particle superfluidity in nuclei [20, 21]. (We abbreviate the α -like correlated four nucleons in a nucleus to " α -particle" in italic letters. The " α -particle" is not a free α particle but a correlated

unit in a nucleus.) We expect that the p - n correlations must play an important role in the barrier penetration of the α decay.

Experimental evidence of the α clustering appears in the systematics of alpha Q values (Q_α) [22], i.e., a large Q_α value coincides with a large α -decay width in the vicinity of the shell closures $Z = 50$, $Z = 82$ and $Z = 126$ [23]. The Q_α value is essentially important for penetration [24, 25, 26, 27]. It is known that if experimental Q_α values are used for the α decay between ground states, Gamow's treatment [1] describes qualitatively well the penetration of the α particle through the Coulomb barrier, even though the α -particle is assumed to be "a particle" in the nucleus. The penetration probability is expected to be sensitive to the p - n component of the Q_α value. How much is the p - n correlation energy included in the Q_α value? What is the role of the p - n correlations in the barrier penetration? In this paper, we study these things and the effect of the p - n correlations on the α decay.

The total α -decay width is given by the well-known formula [28],

$$\Gamma = 2P_L \frac{\hbar^2}{2M_\alpha r_c} g_L^2(r_c), \quad (1)$$

where L and M_α denote, respectively, the angular momentum and the reduced mass of α particle, and r_c channel radius. The α decay width depends on the two factors, the penetration factor P_L and the α formation amplitude $g_L(r_c)$. The α penetration is known as a typical phenomenon of "quantum tunneling" in quantum mechanics.

Since the α -decay width depends sensitively upon the Q_α value, we first discuss the Q_α value, which is written in terms of the binding energy $B(Z, N)$ as follows:

$$Q_\alpha(Z, N) = B(Z - 2, N - 2) - B(Z, N) + B_\alpha, \quad (2)$$

where B_α is the binding energy of ^4He . Experimental mass data show that the Q_α values are positive for β -stable nuclides with mass number greater than about 150. The Q_α value remarkably increases at nuclei above the closed shells, $N = 50, 82$ and 126 . This is attributed

to dramatic increase of separation energy at the closed shells with large shell gap. The Q_α value becomes largest (about 10 MeV) above $N = 128$, and the α particle can penetrate a high Coulomb potential barrier (which is 25 MeV for ^{212}Po , and though it prohibits the emission of the α particle classically).

It has been shown in Refs. [15, 16, 17] that the double difference of binding energies defined by

$$\delta V^{(2)}(Z, N) = -\frac{1}{4}[B(Z, N) - B(Z, N - 2) - B(Z - 2, N) + B(Z - 2, N - 2)], \quad (3)$$

is a good measure for probing the p - n correlations. We have recently studied global features of the p - n correlations in $A = 40 \sim 165$ nuclei by calculating the values of $\delta V^{(2)}$ with the extended $P + QQ$ force model accompanied by an isoscalar ($T = 0$) p - n force [19]. The analysis has revealed that the $T = 0$ p - n pairing interaction makes an essential contribution to the double difference of binding energies $\delta V^{(2)}$. The graph of $\delta V^{(2)}$ as a function of A exhibits a smooth curve of $40/A$ on average and deviations from the average curve $40/A$ are small, in the region of the mass number $80 < A < 160$ [16, 17, 19]. Observed $\delta V^{(2)}$ can be reproduced with the use of semi-empirical mass formula based on the liquid-drop model and the symmetry energy term is the main origin of $\delta V^{(2)}$ [29]. However, the parameters of the liquid-drop model are adjusted to experimental binding energies and the liquid-drop model does not give sufficient information about correlations in many-nucleon systems [30]. Our analysis [17, 19] indicates that the symmetry energy in the liquid-drop model is attributed dominantly to the J -independent $T = 0$ p - n pairing force when considering in the context of correlations. (In $\text{SO}(5)$ symmetry model,

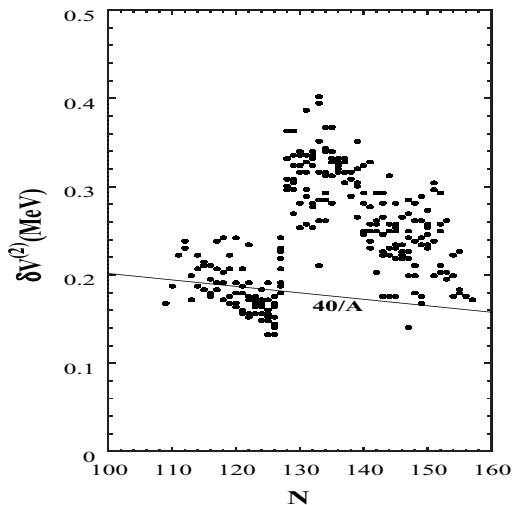


FIG. 1: The experimental double difference of binding energies, $\delta V^{(2)}$ for nuclei with proton number $Z = 84 \sim 100$ and neutron number $N = 110 \sim 157$ as a function of neutron number N along neutron chain.

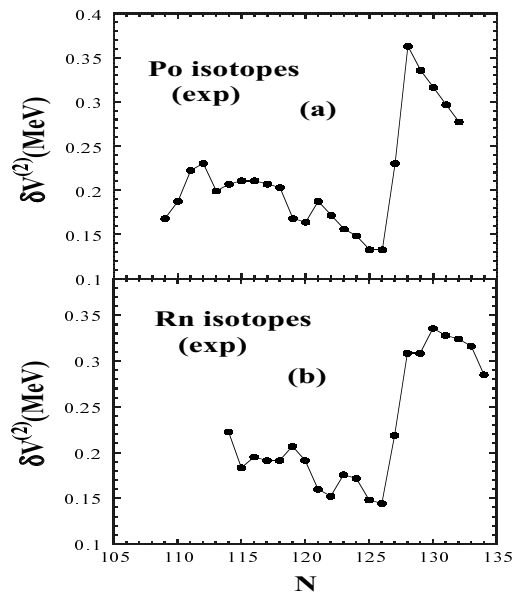


FIG. 2: The experimental double difference of binding energies, δV^2 for (a) the Po nuclei and (b) the Rn nuclei as a function of neutron number N .

the contributions of the J -independent $T = 0$ p - n pairing and the $J = 0$ isovector ($T = 1$) pairing forces to $\delta V^{(2)}$ are estimated to be 73% and 27%, respectively.)

In Fig. 1, we show the values of $\delta V^{(2)}$ observed in isotopes with proton number $Z = 84 \sim 100$. This figure displays dramatic deviations from the average curve $40/A$ in contrast with that for $80 < A < 160$ shown in Ref. [19]. The large deviations, however, seem to be different from those in $N = Z$ nuclei with $N < 30$ discussed in Refs. [16, 17], because nuclei with $N > 128$ which has a large number of excess neutrons are in a very different situation from the $N = Z$ nuclei. The large deviations from the average curve $40/A$ for $N > 128$ cannot be explained by only the symmetry energy or the J -independent $T = 0$ p - n pairing force which smoothly varies with nucleon number and is almost insensitive to the shell effects. Nuclei with large $\delta V^{(2)}$ in Fig. 1 are simply those with short half-lives (i.e., large α -decay widths), above the double-closed-shell nucleus ^{208}Pb . The plots of $\delta V^{(2)}$ for the Po and Rn nuclei extracted from Fig. 1 are shown in Figs. 2(a) and 2(b). We can see dramatic changes of $\delta V^{(2)}$ at $N = 128$ both in the Po and Rn nuclei.

It is important to note that $\delta V^{(2)}$ is largest for ^{212}Po with one α -particle in Fig. 2(a) and ^{216}Rn with two α -particles in Fig. 2(b) (and so on), outside the double-closed-shell core ^{208}Pb . The peaks are intimately related to the even-odd staggering of proton or neutron pairs from the “alpha-condensate” point of view discussed by Gambhir *et al.*[20]. They defined the following quantities for the correlations between pairs:

$$V_{pair}^{even}(A) = \frac{1}{2}(B(Z - 2, N) + B(Z, N - 2))$$

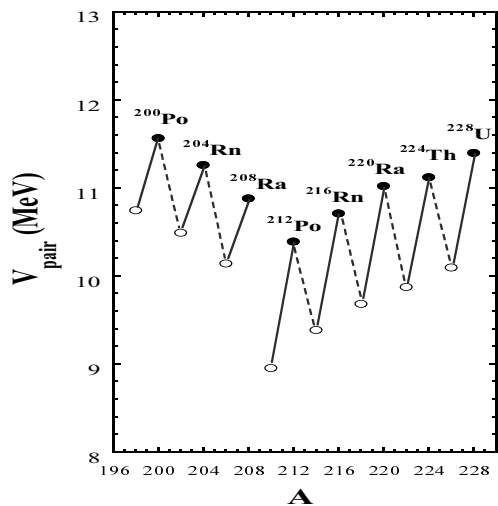


FIG. 3: Even-odd staggering along the alpha-line as a function of mass number. The solid circles denote $V_{pair}^{even}(A)$ for even pair number and the open circles $V_{pair}^{odd}(A-2)$ for odd pair number.

$$-B(Z, N), \quad (4)$$

$$V_{pair}^{odd}(A-2) = B(Z-2, N-2) - \frac{1}{2}(B(Z-2, N) + B(Z, N-2)). \quad (5)$$

In Fig. 3, $V_{pair}^{even}(A)$ for even pair number and $V_{pair}^{odd}(A-2)$ for odd pair number are plotted along the alpha-line nuclei which can be regarded as many α -particles outside the core ^{132}Sn or ^{208}Pb . The magnitude of the staggering corresponds to the double difference of binding energies, *i.e.*, $\delta V^{(2)}(Z, N) = (V_{pair}^{even}(A) - V_{pair}^{odd}(A-2))/4$. We can see that the magnitudes (about 1.33 MeV) for the isotopes with $N > 126$ are almost twice as large as those (about 0.78 MeV) for the lighter isotopes with $N < 126$. Thus the peaks of $\delta V^{(2)}$ observed in Fig. 3 are related to the superfluid condensate of α -particles proposed by Gambhir *et al.* The strong α -like $2p-2n$ correlations, which enlarge $\delta V^{(2)}$, are important for $A > 208$ nuclei with large α decay widths.

As mentioned earlier, the barrier penetration in the α decay is very sensitive to the Q_α value. It is interesting to examine how much the $p-n$ correlation energy is included in the Q_α value. What roles do the $p-n$ interactions play in the α decay? When we use the one proton (neutron) separation energy $S_p(S_n)$,

$$S_p(Z, N) = B(Z, N) - B(Z-1, N), \quad (6)$$

$$S_n(Z, N) = B(Z, N) - B(Z, N-1), \quad (7)$$

and the three point odd-even mass difference for proton and neutron

$$\Delta_p(Z, N) = \frac{(-1)^Z}{2}(B(Z+1, N) - 2B(Z, N) + B(Z-1, N)), \quad (8)$$

$$\Delta_n(Z, N) = \frac{(-1)^N}{2}(B(Z, N+1) - 2B(Z, N) + B(Z, N-1)), \quad (9)$$

the Q_α value is expressed as

$$Q_\alpha(Z, N) = Q_{pn} + Q_{pair} + Q_S + B_\alpha, \quad (10)$$

$$Q_{pn} = 4\delta V^{(2)}(Z, N), \quad (11)$$

$$Q_{pair} = 2((-1)^N \Delta_n(Z, N-1) + (-1)^Z \Delta_p(Z-1, N)), \quad (12)$$

$$Q_S = 2(S_n(Z, N) + S_p(Z, N)). \quad (13)$$

Since $\delta V^{(2)}$ represents the $p-n$ correlations [17, 19], the $p-n$ component Q_{pn} corresponds to the $p-n$ correlation energy of each α -particle. Here, note that the number of $p-n$ bonds in an α -particle is four as illustrated in Fig. 4. The $p-p$ and $n-n$ pairing component Q_{pair} is given by the proton and neutron odd-even mass differences.

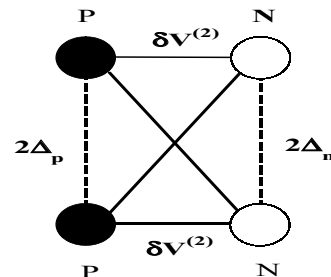


FIG. 4: Schematic illustration of the $p-p$ ($n-n$) correlations and the $p-n$ correlations in a correlated unit, α -particle.

The upward discontinuity of Q_α value at $N = 128$ is highest for ^{210}Pd , ^{211}Bi and ^{212}Po , and decreases monotonously both in lighter and heavier elements when $|Z-82|$ increases. Similar behavior is observed in systematics of separation energy, namely this increase comes mainly from the neutron separation energy S_n . The magic character of Q_α seems to be strongest at $Z = 82$, $N = 128$, though it occurs near other doubly magic or submagic nuclei. The special increase of the Q_α value at $N = 128$ is attributed, in the first place, to the single-particle energy gaps in the magic nuclei. However, a similar systematics is also observed in the double difference of binding energies $\delta V^{(2)}(Z, N)$ in Figs. 1 and 2. Since Q_{pn} is proportional to $\delta V^{(2)}(Z, N)$, the $p-n$ component Q_{pn} must contribute to the α decay. In fact, if we remove Q_{pn} from the experimental Q_α value and assume $g_L(r_c) = 1.0$, the common logarithm of the decay constant $\log_{10}\lambda$ in the Wentzel-Kramers-Brillouin (WKB) approximation is largely reduced as shown in Fig. 5. Figure 5 shows the significant influence of Q_{pn} on the α decay. Thus the $p-n$ correlation energy Q_{pn} increases the α -decay width, though it is smaller than the separation energy and the odd-even mass difference. The previous analysis using the extended $P+QQ$ force model tells us that $\delta V^{(2)}$ mainly corresponds to the J -independent

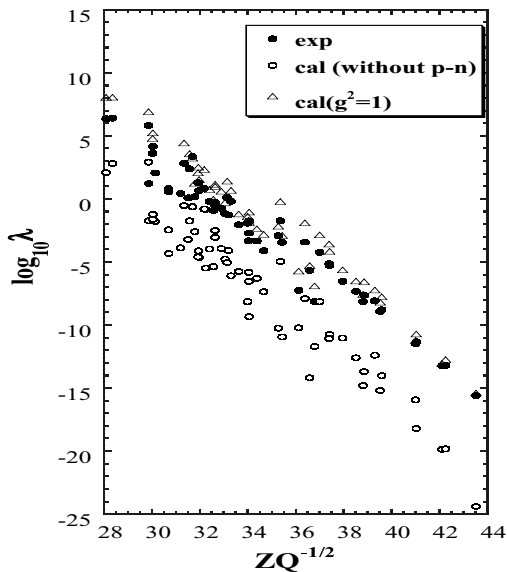


FIG. 5: The $\log_{10}\lambda_{exp}$ in nuclei with $Z = 84 \sim 100, N = 110 \sim 154$ as a function of $ZQ^{-1/2}$. The solid circles represent the experimental values of $\log_{10}\lambda_{exp}$. The open circles denote the values neglecting the p - n correlation energies $4\delta V^{(2)}$.

$T = 0$ p - n interactions [17, 19]. Therefore, Fig. 5 testifies that the α -decay transition is enhanced by the p - n correlations through the Q_α value. The $T = 0$ p - n interaction is crucial to the α -decay phenomenon.

Although we have approximated as $g_L(r_c) = 1.0$ in the above consideration, the α decay width depends on the α formation amplitude $g_L(r_c)$ as well as the Q_α value. The α formation amplitude is very important for the α decay from the viewpoint of nuclear structure. The almost studies of the α decay have been concentrated on this problem. We can get a rough estimation of the α decay width using $g_L(r_c) = 1.0$ in the largest limit. This assumption means a situation that an α particle is moving in potential between the daughter nucleus and the α particle. The values of $\log_{10}\lambda$ calculated using the experimental Q_α values and $g_L(r_c) = 1.0$ are plotted also in Fig. 5 where the channel radius r_c is taken to be beyond the touching point of the daughter nucleus and α particle, that is, $r_c = 1.2A^{1/3} + 3.0$ fm. The values agree quite well with the experimental ones [31] in nuclei with $Z = 84 \sim 100, N = 110 \sim 154$. In particular, the agreement is good for nuclei with large value of $ZQ^{-1/2}$. It is notable that the effect of the α -formation amplitude on the α -decay width is smaller than that of the p - n correlations mentioned above. The α decay is fairly well understood in terms of tunneling in quantum mechanics when we use the experimental Q_α values. There are, however, still differences between the calculation and experiment. These discrepancies should be improved by appropriate evaluation of the α -formation amplitude. The correlated unit, α -particle, in the nucleus can be regarded as the

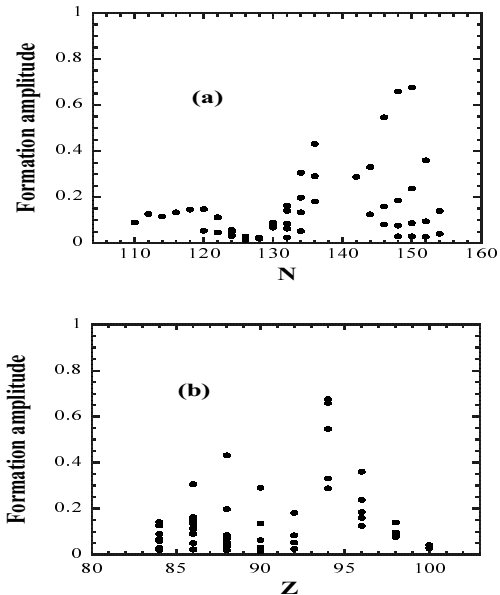


FIG. 6: The formation amplitude g^2 for nuclei with proton number $Z = 84 \sim 100$ and neutron number $N = 110 \sim 157$. (a) and (b) show g^2 as a function of neutron number N and as a function of proton number Z , respectively.

α particle only with some probability and the realistic formation amplitude is not 1.0.

There are several approaches to calculation of the formation amplitude, the shell model, the BCS method [12], the hybrid (shell model+ α -cluster) model [13] etc. The effect of continuum states on the α decay is known to be very large [12]. One needs therefore very large shell model basis to obtain the experimental values of α -formation amplitude. The hybrid model by Varga *et al.* [13], which treats a large shell model basis up to the continuum states through the wavefunction of the spatially localized α cluster, explains well the experimental decay width. We can estimate the experimental α -formation amplitude from the ratio

$$g_{exp}^2(r_c) = \frac{\lambda_{exp}}{\lambda_{cal}(g^2(r_c) = 1)}, \quad (14)$$

where λ_{exp} is the experimental α -decay constant and $\lambda_{cal}(g^2(r_c) = 1)$ denotes the α -decay constant calculated using $g^2(r_c) = 1$ in the WKB approximation. Figures 6(a) and 6(b) show the experimental α -formation amplitude g_{exp}^2 as functions of N and Z , respectively. A remarkable feature is that g_{exp}^2 is quit small when N or Z is a magic number, and becomes larger in the middle of major shell. A typical example is $g_{exp}^2 = 0.020$ in ^{212}Po which is known as a spherical nucleus. This value is very close to that obtained with the hybrid model [13] and the BCS approach [12]. On the other hand, nuclei in mid-shell exhibit typical rotational spectra, and are considered to be deformed nuclei. The enhancement of g_{exp}^2 may be closely related to deformation. In fact, g_{cal}^2 is con-

siderably improved by introducing the deformation [12], while a spherical BCS method cannot explain the experiment. The effect of the deformation on the α -formation amplitude seems to be remarkably large. We end our discussion by commenting that the dynamical correlations due to the p - n interactions in addition to the static contribution to the Q_α value are probably driving correlations of the α -particle [21].

In conclusion, we have shown that the nuclear correlations reveal themselves in the α decay through the Q_α value which affects the α penetration factor. We estimated the effects of the p - n correlations on the α -decay transition from the experimental double difference of binding energies $\delta V^{(2)}$. The p - n correlations related

to the Q_α value increase the rate of the α -decay transition, and plays an important role particularly on the penetration process. However, nuclei with $N > 128$ have large deviations from the average curve $40/A$ of $\delta V^{(2)}$ which cannot be explained by the symmetry energy or the J -independent $T = 0$ p - n pairing force. This suggests that there would be another interactions or correlations to describe the specific feature of $\delta V^{(2)}$ in this region. This problem is should be studied further. The “ α -condensate” point of view suggests that the strong p - n correlations in $A > 208$ nuclei cause the α -like $2p - 2n$ correlations. The α -like correlations are important for the penetration as well as the formation of α -particle.

-
- [1] G. Gamov, Z. Phys. **51**, 204(1928).
 [2] H.J. Mang, Phys. Rev. **119**, 1069(1960).
 [3] A. Arima and S. Yoshida, Nucl. Phys. **A 219**, 475(1974).
 [4] T. Fliessback and H.J. Mang, Nucl. Phys. **A 263**, 75(1976).
 [5] I. Tonozuka and A. Arima, Nucl. Phys. **A 323**, 45(1979).
 [6] F. Catara, A. Insolia, E. Maglione, and A. Vitturi, Phys. Rev. **C 29**, 1091(1984).
 [7] W. T. Pinkston, Phys. Rev. **C 29**, 1123(1984).
 [8] F. Catara, A. Insolia, E. Maglione, and A. Vitturi, Phys. Lett. **B 149**, 41(1984).
 [9] G. Dodig-Crnkovic, F. A. Janouch, R. J. Liotta, and L. J. Sibanda, Nucl. Phys. **A 444**, 419(1985).
 [10] G. Dodig-Crnkovic, F. A. Janouch, and R. J. Liotta, Nucl. Phys. **A 501**, 533(1989).
 [11] D. S. Delion, A. Insolia, and R. J. Liotta, Nucl. Phys. **A 549**, 407(1992).
 [12] D. S. Delion, A. Insolia, and R. J. Liotta, Phys. Rev. **C 54**, 292(1996).
 [13] K. Varga, R. G. Lovas, and R. J. Liotta, Nucl. Phys. **A 550**, 421(1992).
 [14] A. L. Goodman, Adv. Nucl. Phys. **11**, 263(1979).
 [15] J. -Y. Zhang, R. F. Casten, and D. S. Brenner, Phys. Lett. **B 227**, 1(1989).
 [16] D. S. Brenner, C. Wesselborg, R. F. Casten, D. D. Warner, and J. -Y. Zhang, Phys. Lett. **B 243**, 1(1990).
 [17] K. Kaneko, M. Hasegawa, Phys. Rev. **C 60**, 24301(1999).
 [18] M. Hasegawa and K. Kaneko, Phys. Rev. **C 59**, 1449(1999).
 [19] K. Kaneko, M. Hasegawa, Prog. Theor. Phys. **106**, 1179(2001).
 [20] Y. K. Gambhir, P. Ring, and P. Schuck, Phys. Rev. Lett. **51**, 1235(1983).
 [21] M. Hasegawa and K. Kaneko, Phys. Rev. **C 61**, 037306(2000).
 [22] G. G. Dussel, R. J. Liotta, and R. P. J. Perazzo, Nucl. Phys. **A 388**, 606(1982).
 [23] E. Roeckl, Nucl. Phys. **A 400**, 113c(1983).
 [24] H. Geiger and J. M. Nuttall, Phil. Mag. **22**, 613(1911).
 [25] E. V. Condon and R. Gurney, Nature, **122**, 439(1928).
 [26] Y. A. Akovali, Nucl. Data Sheets **84**, 1(1998).
 [27] D. S. Delion and A. Săndulescu, J. Phys. G **28**, 617(2002).
 [28] R. G. Thomas, Prog. Theor. Phys. **12**, 253(1954).
 [29] G. A. Leander, Phys. Rev. Lett. **52**, 311(1984).
 [30] Y. K. Gambhir, P. Ring, and P. Schuck, Phys. Rev. Lett. **52**, 312(1984).
 [31] *Table of Isotopes*, 8th ed. by R.B. Firestone and V. S. Shirley (Wiley-Interscience New York, 1996).