

RPA vs. exact shell-model correlation energies

Ionel Stetcu* and Calvin W. Johnson†

Department of Physics and Astronomy, Louisiana State University, Baton Rouge, LA 70803-4001

The random phase approximation (RPA) builds in correlations left out by mean-field theory. In full $0\hbar\omega$ shell-model spaces we calculate the Hartree-Fock + RPA binding energy, and compare it to exact diagonalization. We find that in general HF+RPA gives a very good approximation to the “exact” ground state energy. In those cases where RPA is less satisfactory, however, there is no obvious correlation with properties of the HF state, such as deformation or overlap with the exact ground state wavefunction.

PACS numbers: 21.60.Jz, 21.60.Cs, 21.10.Dr

I. INTRODUCTION

One objective of nuclear theory, not reached yet, is an accurate method to compute the binding energy of nuclides globally—that is, from helium to the superheavies beyond uranium, and to the driplines relevant to nucleosynthesis. The most successful and widely referenced approaches are semiclassical, such as the finite-range droplet model [1] and the extended Thomas-Fermi plus Strutinski-integral model [2]. Exact, fully quantum mechanical *ab initio* microscopic calculations starting from experimental NN scattering have been successful [3, 4, 5] but are computationally too demanding for all but the lightest nuclei.

What about less ambitious but still microscopic approaches? The method of choice for a global description has been mean-field models such as Hartree-Fock (HF) with a phenomenological interaction (e.g. Skyrme) [6]. For computational simplicity Hartree-Fock is easiest to apply to spherical nuclei, although advances in computers allow one to treat deformed HF as well; in that case the deformed HF state breaks rotational symmetry. Other symmetries that are broken by Hartree-Fock include translational invariance and (for Hartree-Fock-Bogoliubov) particle-number conservation. Mean-field theory thus leaves out both “kinematic” correlations, which restore broken symmetries and which must be corrected for approximately [6], and “dynamical” correlations, which arise from the residual two-body interaction.

The interacting shell model (SM), which diagonalizes an effective Hamiltonian in a basis of shell-model configurations, includes correlations, respects rotational invariance and other symmetries, and yields accurate binding energies, but at a computational price. Shell model calculations are currently limited to about 10^{7-8} basis states, which restricts one to light to medium nuclei ($A < 50$) for full $0\hbar\omega$ calculations. Furthermore, there is no global

shell model interaction; instead one must derive or fit an effective interaction for each regime such as the *sd*-shell (with valence nucleons between magic numbers of 8 and 20) and the *pf*-shell (between magic numbers of 20 and 40).

The random phase approximation, or RPA, [7, 8, 9] is an appealing middle ground because it adds correlations to the mean-field state and is numerically more tractable than full diagonalization in a SM basis; it also exactly separates out spurious modes induced by symmetry breaking. Because RPA implicitly treats 2-particle, 2-hole correlations in the ground state, one might imagine RPA to be an approximation to a more sophisticated microscopic model, a kind of cleverly truncated interacting shell model so to speak. Unfortunately, this image is erroneous because, unlike HF and the interacting SM, RPA is not a variational theory, and in fact, RPA can overestimate the ‘exact’ binding energy. (This of course supposes one has the ‘correct’ effective interaction in the first place, a big question we will not attempt to answer).

Surprisingly, tests of HF+RPA calculations of binding energies in the literature have been scant and all have been against simple models: the Lipkin-Meshkov-Glick (LMG) model [10, 11], a schematic interaction in a small shell-model space [12] (here HF+RPA did poorly in describing the “exact” binding energy), a generalized 3-level LMG model [13] and a two-level pairing model [14]. Based particularly on the success of the latter two cases, Bertsch and Hagino advanced the idea of using the mean-field theory corrected through RPA for nuclear binding-energy systematics [15].

This history motivates us to test the accuracy of RPA with respect to other microscopic calculations. We present a thorough study, comparing RPA to exact SM calculations in a large number of non-trivial systems.

The paper is organized as follows. Section II presents the model space and the interaction used, shortly reviews the approach and compares the RPA and exact correlation energies for several nuclei. We find that RPA reproduces well the ground state energy for a large number of nuclides. Because the HF+RPA occasionally misses the binding energy, we attempt in Section III to determine if the accuracy of the HF+RPA binding energy correlates with properties of the HF state, such as deformation ge-

*On leave from National Institute for Physics and Nuclear Engineering – Horia Hulubei, Bucharest, Romania.

†Current address: Physics Department, San Diego State University, 5500 Campanile Drive, San Diego CA 92182-1233

ometry or the overlap of the HF state with the exact ground state. We find no such relationship. And because RPA is often said to “restore” broken symmetries, in section IV we compare the kinetic energy of the RPA zero modes (associated with symmetry restoration) with the “kinematic” correlation energy obtained by projecting the HF state onto good J . Finally, we summarize our conclusions in section V.

II. CORRELATION ENERGY IN RPA

In the interacting shell model one restricts the model space to a limited set of valence fermion states outside an inert core, interacting via a residual two-body Hamiltonian. We consider nuclei throughout the sd -shell, with an ^{16}O core and using the Wildenthal USD interaction [16], and in the lower pf -shell, with a ^{40}Ca core and using the modified KB3 interaction [17]. For each nucleus investigated in this paper we are able to perform a full $0\hbar\omega$ diagonalization; in the same valence space we calculate the HF solution using separate Slater determinants for protons and neutrons. In this restricted model there is no mixing of radial degrees of freedom, the only degrees of freedom being angular. We emphasize that this is nonetheless a much more sophisticated testing ground for HF+RPA than the usual toy models.

Several textbooks discuss extensively the matrix formulation of RPA (see e.g., [7]), so we only summarize. One starts with a self-consistent mean-field solution, a Hartree-Fock Slater determinant, which can break symmetries of the Hamiltonian and which ignores correlations. The *correlation energy* is the additional binding energy that arises from particle-hole correlations. For example, if one performs a shell-model diagonalization in the full space, then the shell-model correlation energy, which we consider to be the exact correlation energy, is

$$E_{SM}^{corr} = E_{HF} - E_{SM}. \quad (1)$$

To derive the correlation energy in RPA, one treats the energy surface around the Hartree-Fock minimum as a multi-dimensional harmonic oscillator, which allows one to compute excited states as 1-particle, 1-hole (1p-1h) configurations, as well as to compute corrections to the ground state energy. This last is approximately the correlation energy from an admixture of 2p-2h configurations. Because in the mapping to a multi-dimensional harmonic oscillator one has bosonized the energy surface, RPA does not rigorously enforce the Pauli principle, so RPA implicitly assumes the admixture of 2p-2h states into the ground state is small.

The resulting RPA matrix equation is well-known:

$$\begin{pmatrix} A & B \\ -B^* & -A^* \end{pmatrix} \begin{pmatrix} X \\ Y \end{pmatrix} = \Omega \begin{pmatrix} X \\ Y \end{pmatrix}, \quad (2)$$

with

$$A_{nj,mi} \equiv \langle HF | \left[\hat{c}_j^\dagger \hat{c}_n, [\hat{H}, \hat{c}_m^\dagger \hat{c}_i] \right] | HF \rangle,$$

$$B_{nj,mi} \equiv \langle HF | \left[[\hat{H}, \hat{c}_n^\dagger \hat{c}_j], \hat{c}_m^\dagger \hat{c}_i \right] | HF \rangle. \quad (3)$$

Most applications of RPA are to transition strengths and excitation energies, but one can also derive the RPA correlation energy:

$$E_{RPA}^{corr} = \frac{1}{2} \text{Tr}(A) - \frac{1}{2} \sum_i \Omega_i. \quad (4)$$

One can also compute the correlation energy in the response-function formulation of RPA [18].

A particular feature of the RPA is the appearance of zero frequencies which correspond to conserved quantities, sometimes interpreted as restoration of broken symmetries [8, 9]. In our restricted model space, the mean field can break the rotational symmetry; therefore, the number of zero RPA frequencies is related to the shape of the HF solution. Thus, when the HF solution is spherical, there are no zero modes; when axially symmetric, we get two zero eigenfrequencies, while for triaxial shapes we obtain three. The zero modes require careful treatment, and one can rewrite Eqn. (4):

$$E_{RPA}^{corr} = \sum_{\nu(\Omega_\nu \neq 0)} \sum_{mi} \Omega_\nu |Y_{mi}^\nu|^2 + \sum_{\mu(\Omega_\mu = 0)} \frac{\langle \mathcal{P}_\mu^2 \rangle}{2M_\mu}, \quad (5)$$

where \mathcal{P}_μ are the canonical momentum operators corresponding to zero modes (for details, see [7]). Eqns. (4) and (5) are equivalent, but the latter explicitly segregates the contribution from zero modes, that is, from restored symmetries [7, 8, 9, 13, 14]. We compare the kinetic energy due to the zero modes against the correlation energy obtained through projection of the HF state onto good J in section IV.

Ideally one would hope for a good agreement between E_{RPA}^{corr} and E_{SM}^{corr} . Figures 1-5 compare the exact and RPA correlation energies for nuclides in the sd - and pf -shells respectively. Note that it is not our intention at this moment to test against the experimental data. In the sd -shell all the nuclei are numerically tractable for a full diagonalization; for an easier comparison we grouped into even-even (Fig. 1), even-odd (Fig. 2), odd-odd (Fig. 3) and oxygen isotopes, that is, only neutrons active (Fig. 4). In the pf -shell the dimension of the SM basis rapidly increases with increasing the number of particles in the valence shell, limiting the number of exact cases we can hand; in Fig. 5(a) we present nuclides with both protons and neutrons in the active pf space, while Fig. 5(b) contains calcium isotopes (neutrons only).

The general trend is a good agreement between E_{SM}^{corr} and E_{RPA}^{corr} ; in each group, except for oxygen, there is only one or two nuclides where RPA significantly overestimates or underestimates the correlation energy. In the sd -shell, if one excludes the oxygen results, the rms deviation for 41 nuclides is 870 keV; in the lower pf -shell, excluding calcium, the rms deviation is 480 keV for 11 nuclides. There was not a significant difference between even-even, odd-odd, and odd-even/even-odd nuclides. The single-species results were significantly worse,

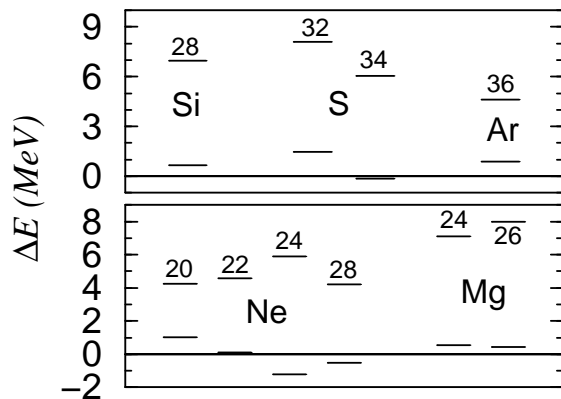


FIG. 1: HF and HF+RPA energies relative to the exact SM ground-state energy, for even-even nuclides in the sd shell. The exact SM g.s. energy is set at zero, the upper bars are the HF energy and the lower bars the HF+RPA energy.

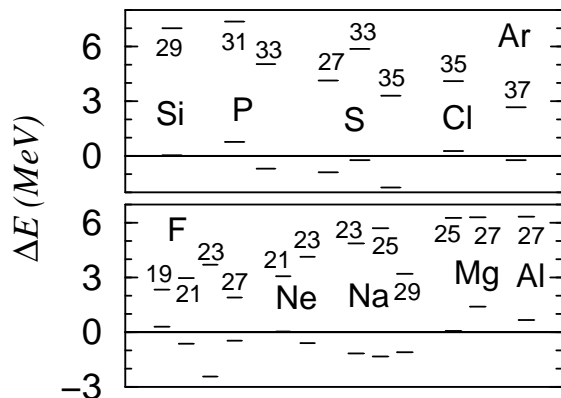


FIG. 2: Same as in Fig. 1 for odd-A nuclides in the sd shell.

however: 1800 keV for 6 oxygen isotopes and 730 keV for 7 calcium isotopes. We search for potential explanations for this difference, as described in section III below, but found none.

Despite these limitations, based on the results presented in Figs. 1-5, one can assert that RPA seems to be a promising candidate for a global microscopic theory of the ground state energies, as advanced in [15].

III. ANALYSIS OF RPA ACCURACY

Despite our overall good agreement, RPA sometimes fails to accurately reproduce the exact correlation energy. In this section we search for measures that correlate with the success or failure of RPA, which may in turn point towards possible solutions. For example, if RPA fails to describe pairing correlations, one may turn to Hartree-Fock-Bogoliubov + quasi-particle RPA. For another example, one might expect RPA, which implicitly assumes only small 2p-2h correlations, to be more accurate when the original HF state has a large overlap

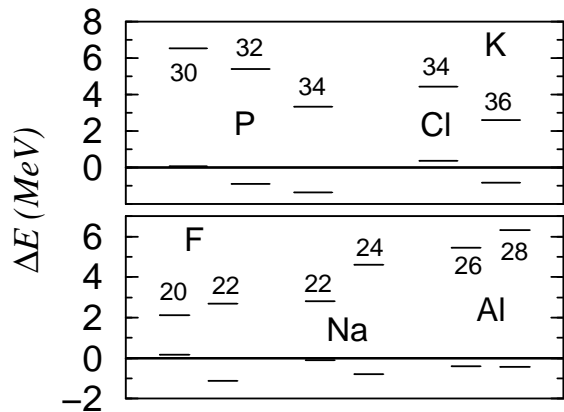


FIG. 3: Same as in Fig. 1 for odd-odd nuclides in the sd shell.

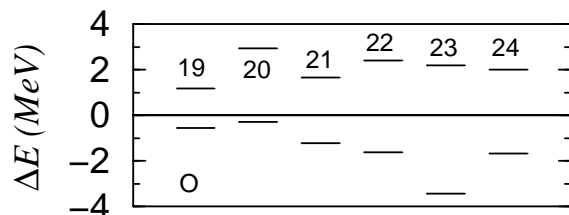


FIG. 4: Same as in Fig. 1 for oxygen isotopes (that is, neutrons only).

with the exact ground state wavefunction. If this were the case, one might correct through some self-consistent or renormalized RPA scheme.

To quantify our search use the ratio

$$R = \frac{E_{RPA}^{corr}}{E_{SM}^{corr}}. \quad (6)$$

$R = 1$ when HF+RPA agrees with the exact shell-model binding energy.

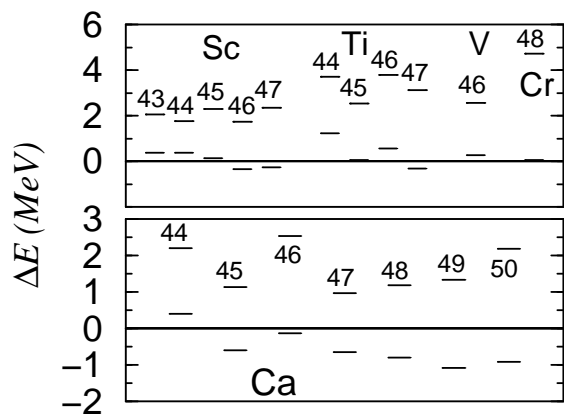


FIG. 5: Same as in Fig. 1 in the pf -shell for (a) nuclides with both protons and neutrons in the valence space and (b) calcium isotopes (neutrons only).

We begin by considering how well RPA works with different geometries of the mean-field solution. In particular, how well does the RPA correlation energy account for (“restore”) broken symmetries? Table I lists the deformation geometry (spherical, prolate, oblate, triaxial) for various nuclides; we compute β , γ by diagonalizing the mass quadrupole tensor of valence nucleons for the HF state [19]. R is close to one for a wide range of deformation parameters. In fact, if anything RPA is *less* reliable for a spherical mean-field geometry, overestimating the correlation energy by as much as a factor of two. This result is surprising. In exact shell-model calculations, the excited states for these “spherical” nuclei are dominated by 1-particle 1-hole configurations, so one might expect RPA to be more successful than for “deformed” nuclei.

TABLE I: Correlation energy ratio for select nuclides in sd and pf shells with different geometries of the HF solution.

Nucleus	β	γ (degrees)	$\frac{E_{HF}-E_{RPA}}{E_{HF}-E_{SM}}$
^{22}O	0	–	1.67
^{24}O	0	–	1.83
^{20}Ne	0.46	0	0.75
^{22}Ne	0.33	0	0.97
^{23}F	0.11	60	1.65
^{24}Na	0.24	13	1.17
^{24}Mg	0.29	14	0.92
^{26}Al	0.20	33	1.07
^{28}Si	0.20	60	0.90
^{31}P	0.14	40	0.81
^{32}S	0.13	32	0.82
^{34}S	0.09	48	1.02
^{34}Cl	0.10	42	0.91
^{36}Ar	0.09	60	0.81
^{43}Sc	0.28	60	0.80
^{44}Ti	0.44	0	0.66
^{45}Ti	0.38	0	0.97
^{46}Ti	0.35	0	0.85
^{46}Ca	0.12	0	1.04
^{48}Ca	0	–	1.66

All of the spherical nuclei we found in the sd -shell were oxygen isotopes (valence neutrons only); this is not surprising as the proton-neutron interaction is well-known to induce deformation. To pursue this issue further, we took ^{28}Si , which normally has an oblate mean-field solution, and lowered the $0d_{5/2}$ single-particle energy, until the mean-field solution became spherical (filled $d_{5/2}$ for both protons and neutrons). In Fig. 6 we plot R as function of the $d_{5/2}$ single particle energy. Once again R is closer to 1 for the deformed regime than for the spherical, or closed-shell, regime.

Now, as mentioned at the beginning of this section, one possible explanation for the poor results for spherical nuclides is inadequate treatment of pairing. Because

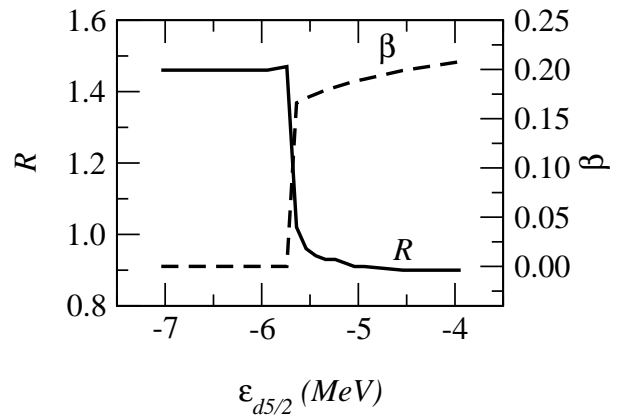


FIG. 6: Phase transition in ^{28}Si as the $d_{5/2}$ single-particle energy is lowered relative to the other single-particle energies. The solid line is R , the ratio of correlation energies, while the dashed line is the deformation β .

the onset of pairing is non-perturbative one might not expect RPA to describe pairing correlations well. In order to test this idea, we computed the expectation value of the pairing Hamiltonian in both the exact shell model calculation and in HF+RPA [20]. We found, surprisingly, *better* agreement for oxygen and calcium nuclides and considerably poorer results for nuclides with more deformation and better RPA correlations energies. Hence we cannot point conclusively to pairing as the culprit.

Another place RPA may stumble is in its implicit assumption that the admixture of 2p-2h correlations in the ground state is small. This shows up in two places, in the bosonization of the energy surface about the Hartree-Fock minimum, which does not enforce the Pauli principle, and, in the computation of the RPA \mathbf{A} and \mathbf{B} matrices, the replacement of the RPA wavefunction by the HF state in equation (3). To test this possibility, we calculate the overlap between the HF state and the exact wavefunction. This cannot be done by simply taking the projection

$$\mathcal{O} = \langle HF | SM \rangle. \quad (7)$$

In our SM calculations, we took the basis states to have $J_z = 0$ for A even and $J_z = 1/2$ for A odd; the HF state is a superposition of states with good J_z which are not restricted to the SM values. Therefore, any rotation of the Slater determinant can change the weight of J_z components so that \mathcal{O} is not invariant, although both E_{RPA}^{corr} and E_{SM}^{corr} are. We therefore define the overlap as

$$\mathcal{O} = \text{Max}(\langle HF | SM \rangle), \quad (8)$$

where the maximum is taken when rotating about the y axis. Note that when the exact ground state has $J = 0$, \mathcal{O} is independent of orientation.

Fig. 7 shows R as function of the overlap \mathcal{O} ; here we have included only nuclides in the sd -shell, but the results for pf are similar. \mathcal{O} varies from close to zero to close

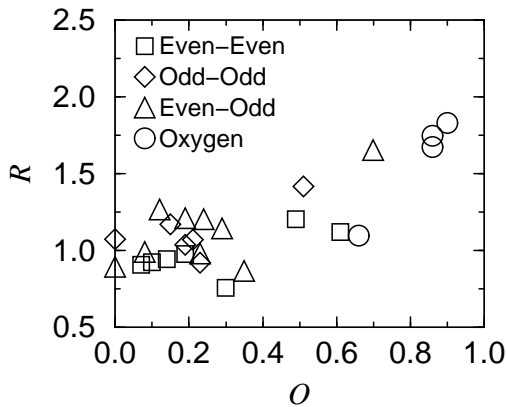


FIG. 7: The correlation energy ratio R vs. the overlap O , defined in Eq. (8), for select nuclei in sd shell.

to one, but no compelling correlation with R appears. That is to say, the accuracy of the RPA correlation energy does not seem predicated on how well the HF state approximates the exact ground state wavefunction.

A similar measure would be the amount of correlations in the RPA wavefunction, that is, $N_{ph}^{RPA} = \sum_{\nu} \sum_i |Y_{mi}^{\nu}|^2$. In principle, RPA is more accurate when N_{ph}^{RPA} is small, but, as in Fig. 7, we find no correlation between N_{ph}^{RPA} and R . Because of this, it is not obvious that any renormalized, self-consistent, extended, etc., RPA scheme would in practice yield substantial improvements.

IV. KINETIC ENERGY OF SPURIOUS MODES

One of the features that makes RPA appealing for correcting the mean-field results is its capacity to identify and separate out, as zero excitation energy, the modes associated with conserved quantities. Consequently, one can identify in Eq. (5) a term in the correlation energy corresponding to the kinetic energy of the spurious solution

$$KE_0 = \sum_{\mu(\Omega_{\mu}=0)} \frac{\langle \mathcal{P}_{\mu}^2 \rangle}{2M_{\mu}}. \quad (9)$$

On the other hand, the simplest way to correct the broken symmetries in the mean-field solution is to project it onto good quantum numbers. Table II presents the correlation energy obtained by projection of the HF Slater determinants onto good J , E_{proj}^{corr} , and the kinetic energy of the spurious modes given by Eq. (9); for comparison we have also included the exact correlation energy missing from the mean-field state. We conclude that KE_0 cannot be identified with the correlation energy obtained by direct restoration of symmetries obtained by projecting the HF state onto good quantum numbers. This may have relevance when if one goes to a multi- $\hbar\omega$ space and wants

to remove contamination by spurious center-of-mass motion.

TABLE II: Kinetic energy of RPA zero modes compared with the correlation energy obtained after projection of the HF state on good J .

Nucleus	E_{proj}^{corr} (MeV)	KE_0 (MeV)	E_{SM}^{corr} (MeV)
^{20}Ne	3.29	2.55	4.25
^{22}Ne	1.86	2.29	4.56
^{28}Si	2.67	3.85	6.97
^{24}Mg	5.34	4.65	7.10
^{32}S	2.35	4.20	8.08
^{44}Ti	1.18	1.60	3.72
^{46}Ti	1.82	1.33	3.24

V. SUMMARY AND OUTLOOK

We have investigated the accuracy of HF+RPA for computing the nuclear binding energies, by comparing against the exact shell-model binding energies obtained through full $0\hbar\omega$ diagonalization. In simpler models [10, 13, 14], the RPA binding energy is generally, but not always [12], satisfactory. We found this also to be true with our significantly more complicated shell-model Hamiltonians.

There were some non-trivial cases where RPA did not accurately estimate the exact binding energy; however, aside from the rather unhelpful observation that the inaccuracies tended to be worse for single-species cases, we could find no useful correlate with the accuracy of RPA. We did find, however, that RPA tended to yield very good results for deformed nuclides; despite this, however, the part of the RPA correlation energy identifiable with rotational kinetic energy had no relation with the energy gained from projection.

How could one make RPA more reliable? There are two obvious steps. The first is to attempt to build pairing directly into the mean-field state through Hartree-Fock-Bogolyubov and then computing the quasiparticle-RPA correlations energy. Because we found no relation between the accurate calculation of the expectation value of the pairing Hamiltonian and the accurate calculation of the total binding energy, however, we are far from confident that HFB+QRPA will yield significant gains.

The other possibility is to correct RPA for its violation of the Pauli principle as well as using the RPA ground state wavefunction function in computing \mathbf{A} and \mathbf{B} matrices in equation (3). The literature documents numerous proposals along these lines: self-consistent renormalization of the mean-field single-particle energies and the residual interaction [8, 21]; treating the particle-hole amplitudes as variational parameters [22]; rederivation of the RPA equations via the “number-operator method”

to account for ground state correlations [23]; and dressing the RPA phonons to account for ground state correlations [24]. None of these methods have become widely accepted, and they overlap each other to a large degree, although the literature does not clarify similarities and differences. As in the case of unadorned RPA, these proposals for improving RPA have only been tested against

toys such as the Lipkin model [11]. Perhaps by implementing these various proposals for full-scale shell model calculations one could compare their efficacy and practicality. This we leave to future work.

The U.S. Department of Energy supported this investigation through grant DE-FG02-96ER40985.

-
- [1] P. Möller, J.R. Nix, W.D. Myers, and W.J. Swiatecki, *At. Data Nucl. Data Tables* **59**, 185 (1995).
- [2] Y. Aboussir, J.M. Pearson, A.K. Dutta, and F. Tondeur, *At. Data Nucl. Data Tables* **61**, 127 (1995).
- [3] H. Kamada *et al.*, *Phys. Rev. C* **64**, 044001 (2001).
- [4] R. B. Wiringa, S. C. Pieper, J. Carlson, and V. R. Pandharipande, *Phys. Rev. C* **62**, 014001 (2001).
- [5] P. Navratil, J.P. Vary, and B.R. Barrett, *Phys. Rev. Lett.* **84**, 5728 (2000); *Phys. Rev. C* **62**, 054311 (2000).
- [6] F. Tondeur, S. Goriely, J.M. Pearson, and M. Onsi, *Phys. Rev. C* **62**, 024308 (2000).
- [7] P. Ring and P. Schuck, *The nuclear many-body problem*, 1st edition, Springer-Verlag, New York 1980.
- [8] D.J. Rowe, *Rev. Mod. Phys.* **40**, 153 (1968).
- [9] E.R. Marshalek and J. Weneser, *Ann. Phys.* **53**, 569 (1969).
- [10] J.C. Parikh and D.J. Rowe, *Phys. Rev.* **175**, 1293 (1968).
- [11] H.J. Lipkin N. Meshkov and A.J.Glick, *Nucl. Phys.* **62**, 188 (1965).
- [12] N. Ullah and D.J. Rowe, *Phys. Rev.* **188**, 1640 (1969).
- [13] K. Hagino and G.F. Bertsch, *Phys. Rev. C* **61** 024307 (2000).
- [14] K. Hagino and G.F. Bertsch, *Nucl. Phys.* **A679** 163 (2000).
- [15] G.F. Bertsch and K. Hagino, *Phys. Atom. Nucl.* **64**,588 (2001) 588; arXiv:nucl-th/0006032.
- [16] B.H. Wildenthal, *Prog. Part. Nucl. Phys.* **11**, 5 (1984).
- [17] T.T.S. Kuo and G.E. Brown, *Nucl. Phys.* **A114**, 235 (1968); A. Poves and A.P. Zuker, *Phys. Rep.* **70**, 235 (1981).
- [18] Y.R. Shimizu, P. Donnati and R.A. Broglia, *Phys. Rev. Lett.* **85**, 2260 (2000).
- [19] W.E. Ormand, D.J. Dean, C.W. Johnson, G.H. Lang, and S.E. Koonin, *Phys. Rev. C* **49**, 1422 (1994).
- [20] C.W. Johnson and I. Stetcu, to be published.
- [21] P. Schuck and S. Ethofer, *Nucl. Phys.* **A212**, 269 (1973).
- [22] R. M. Dreizler, A. Klein, F.R. Krejs and G.J. Dreiss, *Nucl. Phys.* **A166**, 624 (1971).
- [23] A. Klein, N. R. Walet and G. Do Dang, *Nucl. Phys.* **A535**, 1 (1991).
- [24] N. Dinh Dang and V. Zelevinsky, *Phys. Rev. C* **64**, 064319 (2001).