

# CHARGE-EXCHANGE REACTION $pD \rightarrow n(pp)$ WITHIN THE BETHE-SALPETER APPROACH

S.S. Semikh<sup>1</sup>, S.M. Dorkin<sup>2</sup>, L.P. Kaptari<sup>1</sup> and B. Kämpfer<sup>3</sup>

(1) *BLTP, Joint Institute for Nuclear Research, Dubna, Russia*

(2) *Far Eastern State University, Vladivostok, Russia*

(3) *Forschungszentrum Rossendorf, Germany*

## Abstract

The deuteron charge-exchange reaction  $pD \rightarrow n(pp)$ , for low values of the momentum transfer and small excitation energies of the final pp pair, is considered within the framework of the Bethe-Salpeter approach. A method for calculating observables is developed for the case of the pp pair in a  $^1S_0$  state. Results of numerical calculations for the plane-wave approximation are presented.

**Key-words:** Bethe-Salpeter formalism, deuteron, charge-exchange, deuteron tensor polarimeter.

## 1 Introduction

We present here the theoretical framework for the charge-exchange reaction  $pD \rightarrow n(pp)$  within the Bethe-Salpeter (BS) approach. This reaction is a well-known process, and its investigation was started more than 20 years ago in Dubna and Saclay, in particular at the famous SATURN-II setup. This process was experimentally investigated in detail in Saclay for kinetic energies of the incoming deuteron of 200 and 350 MeV. Data of the cross section and two tensor analyzing powers for different kinematical regions are available [1]. Let us briefly recall why it was so interesting to explore this process. At the very beginning there were some experimental indications and strong theoretical evidences that this reaction has a large cross section and, at the same time, the tensor analyzing powers are also significant up to deuteron beam energies of 500 MeV. So it was immediately suggested to build a deuteron tensor polarimeter exploiting this reaction. Indeed, such a polarimeter was successfully constructed [2]. Recently, a renewed interest in such a device has arisen and, therefore, a theoretical re-examination of the reaction  $pD \rightarrow n(pp)$  is desired. We are going to consider this process for higher proton beam energies available at the cooler synchrotron COSY in Jülich. The main goal of our investigation here is to check whether the deuteron tensor polarimeter seems feasible for the COSY energies, too. But first of all we have to test our model for the low beam energies by comparing with the experimental data obtained at SATURN-II. In our consideration we follow the basic ideas in Refs. [3]–[5].

## 2 Calculations

The process  $pD \rightarrow n(pp)$  is considered in the deuteron rest frame where the deuteron has the 4-momentum  $p_D = (M_D, \mathbf{0})$ . In the initial state there is a fast proton with 4-momentum  $p_p = (E_p, \mathbf{p})$ . The final neutron with 4-momentum  $p_n = (E_n, \mathbf{n})$  is assumed

to have almost the same momentum as the initial proton. This means that we consider only small values of the transferred momentum described by the Mandelstam variable  $t = (n - p)^2$  in the range

$$0 \leq |t| \leq 0.16 \text{ (GeV/c)}^2. \quad (1)$$

In Fig. 1 the assumed reaction mechanism is represented. The elementary subprocess of the proton-neutron scattering is denoted by  $\mathcal{A}^{ce}$ . Within the range of  $t$  given in (1) the subprocess corresponds to the scattering into the backward hemisphere in the c.m.s. of nucleons by an elementary charge-exchange process. Another important kinematical restriction for this reaction is the low excitation energy of the final pp pair. This reaction type was experimentally investigated in Saclay for the following range of invariant masses of the pp pair:

$$s_p = P'^2, \quad 4m^2 \leq s_p \leq (2m + 8 \text{ MeV})^2, \quad (2)$$

up to the excitation energy of  $E_x = 8 \text{ MeV}$  (here  $P'$  is the total 4-momentum of the pair). For such low relative momenta it seems to be very probable that the relative orbital momentum of the pair vanishes. Hence, due to the Pauli principle, it must be in a spin-singlet state. One of our basic assumptions is therefore that the final pp pair is in a  $^1S_0$  state with total angular momentum  $J = 0$ .

In Fig. 1,  $\Psi_D$  is the BS amplitude of the deuteron and  $\bar{\Psi}_{P'}$  denotes the conjugate amplitude of the pp pair;  $\mathcal{A}^{ce}$  is the amplitude of the elementary charge-exchange process. In the present calculations we consider the case of a polarized deuteron with a density matrix being diagonal with respect to the  $z$  axis (here the  $z$  axis is parallel to the momentum  $\mathbf{p}$  of the initial proton). Assuming a  $^1S_0$  final state of the pp pair the differential cross section can be written as

$$\frac{d^2\sigma}{dt ds_p} = \frac{1}{(8\pi)^3 \lambda} \sqrt{1 - \frac{4m^2}{s_p}} |M_{fi}|^2. \quad (3)$$

It has such a simple form due to the axial symmetry along the  $z$  axis appearing in this case. The experimental data from Saclay are binned into the following intervals of excitation energy:

$$\begin{aligned} I : & \quad 0 \leq E_x \leq 1 \text{ MeV}, \\ II : & \quad 1 \text{ MeV} \leq E_x \leq 4 \text{ MeV}, \\ III : & \quad 4 \text{ MeV} \leq E_x \leq 8 \text{ MeV}. \end{aligned}$$

To compare the cross section (3) with the experiment data it is necessary to integrate over the invariant mass of the pair in the regions  $I$ ,  $II$  and  $III$  according to

$$\left(\frac{d\sigma}{dt}\right)_{I,II,III} = \frac{1}{(8\pi)^3 \lambda} \int_{I,II,III} ds_p \sqrt{1 - \frac{4m^2}{s_p}} |M_{fi}|^2. \quad (4)$$

The matrix element of the reaction within the BS formalism has the form

$$M_{fi} = \sum_{ss'} \frac{1}{(2m)^2} \int d^4k f_{r's',sr}(s_{pn}, t) \bar{u}^s(p_n) \Psi_D^M(k) \left[\frac{1}{2}\hat{D} - \hat{k} + m\right] \bar{\Psi}_{P'}(k - \frac{q}{2}) u^{s'}(p_p). \quad (5)$$

The BS amplitude of deuteron  $\Psi_D^M$  was obtained as a numerical solution of the corresponding BS equation with realistic kernel with 6 one-meson exchanges [6]. To calculate  $\bar{\Psi}_{p'}$  we use the plane-wave approximation [7] thus disregarding for the moment being the effects of final state interaction (FSI). The most important part of the diagram in Fig. 1, the charge-exchange amplitude  $\mathcal{A}^{ce}$ , is incorporated in the matrix element (5) by the on-shell amplitudes  $f_{r's',sr}$  and the Dirac spinors. In doing so the off-shell effects are neglected and the elementary subprocess is considered as real process with on-shell particles. Actually in the plane-wave approximation only one particle is off-shell, namely the initial neutron.

In our numerical calculations we use the helicity amplitudes  $H_{\lambda'\nu',\nu\lambda}$  of pn scattering, resulting from both the Nijmegen partial wave analysis [8] and the well-known results of SAID [9]. In the amplitudes  $f_{r's',sr}$  in (5) the spin indices are not helicities, but the spin projections on the  $z$  axis of the laboratory frame. Thus, to transform from these projections to helicities, one has to perform three spin rotations by

$$f_{r's',sr}(s_{pn}, t) = \sum_{\sigma\rho'\sigma'} \mathcal{D}_{s\sigma}^{\frac{1}{2}*}(p_n) \mathcal{D}_{r'\rho'}^{\frac{1}{2}}(n) \mathcal{D}_{s'\sigma'}^{\frac{1}{2}}(p_p) f_{\rho'\sigma',\sigma r}^h(s_{pn}, t).$$

Another important remark concerns the required amplitudes  $f_{r's',sr}$  which are neither in the c.m.s. nor in the laboratory system of the  $pn \rightarrow np$  process, but in some general reference frame defined by the kinematics of the total process. So, one has to perform a Lorentz boost, and as a result one gets four additional Wick helicity rotations

$$f_{\rho'\sigma',\sigma r}^h(s_{pn}, t) = \sum_{\lambda'\nu'\lambda\nu} \mathcal{D}_{\lambda r}^{\frac{1}{2}}(p^w) \mathcal{D}_{\nu\sigma}^{\frac{1}{2}}(p_n^w) \mathcal{D}_{\nu'\sigma'}^{\frac{1}{2}*}(p_p^w) \mathcal{D}_{\lambda'\rho'}^{\frac{1}{2}*}(n^w) H_{\lambda'\nu',\nu\lambda}(s_{pn}, t).$$

The results of our numerical calculations are presented in Figs. 2 - 5. As mentioned above, the following sets of experimental data from Saclay are at disposal: the cross section and the tensor analyzing powers were measured for two values of initial energy (corresponding to the momenta of initial protons  $|\mathbf{p}| = 444$  and  $599 \text{ MeV}/c$ ), and the experimental data were binned into three intervals of the excitation energies of the pp pair. As seen in Fig. 2, the cross section for the lowest excitation energies is underestimated even for small values of  $|\mathbf{q}|$  ( $|\mathbf{q}|$  is the three momentum transfer in the system where the initial proton is at rest), while at the higher energies there is a reasonable agreement with the data. Therefore, the conclusion emerges that the FSI is not negligible, especially for low values of the excitation energy. But for higher values of  $E_x$  another problem arises with the tensor analyzing power  $T_{20}$ , as can be seen in Fig. 3. It is obvious that a better agreement with the experimental data is obtained for the lowest values of  $E_x$ . The discrepancies for higher energies become greater, although the qualitative agreement with the experiment still holds. It seems that higher partial waves are to be taken into account, in particular, the triplet state of the pp pair, at least when neglecting the FSI.

Now we are in the position to conclude that our model of the reaction  $pD \rightarrow n(pp)$  works qualitatively rather well, and this enforces us to apply it for the case of relativistic initial energies. The predictions of our model for a momentum of the initial proton  $|\mathbf{p}| = 2.5 \text{ GeV}/c$  as available at COSY are presented in Figs. 4 - 5. The solid lines correspond to the more realistic results obtained within the SAID parameterization of the elementary charge-exchange amplitude, while the dashed lines rely on the parameterization from [10]. Our main conclusion is that the cross sections and tensor analyzing powers  $T_{20}$  are large enough and hence-fore at COSY energies the deuteron charge-exchange reaction can be used as the basic reaction for a deuteron tensor polarimeter.

### 3 Acknowledgments

This work was performed in parts during the visits of S.S.S and L.P.K. in the Forschungszentrum Rossendorf, Institute of Nuclear and Hadron Physics. We thank for the support by the program "Heisenberg-Landau" of JINR-FRG collaboration and the grants 06DR921 and WTZ RUS 98/678.

### References

- [1] S. Kox et. al., Nucl. Phys. **A556** (1993) 621.
- [2] S. Kox et. al., Nucl. Instrum. Methods **A346** (1994) 527.
- [3] D.V. Bugg and C. Wilkin, Phys. Lett. **B152** (1985) 37;  
D.V. Bugg and C. Wilkin, Nucl. Phys. **A467** (1987) 575.
- [4] T. Motobayashi et al., Phys. Lett. **B233** (1989) 69.
- [5] J. Carbonell, M. Barbaro and C. Wilkin, Nucl. Phys. **A529** (1991) 653.
- [6] A.Yu. Umnikov, L.P. Kaptari, F.C Khanna, Phys. Rev. **C56** (1997) 1700;  
A.Yu. Umnikov, L.P. Kaptari, K.Yu. Kazakov, F.C. Khanna, Phys. Lett. **B334** (1994) 163.
- [7] S.G. Bondarenko, V.V. Burov, M. Beyer, S.M. Dorkin, Phys. Rev. **C58** (1998) 3143.
- [8] V.G.J. Stoks, R.A.M. Klomp, M.C.M. Rentmeester, J.J. de Swart, Phys. Rev. **C48** (1993) 792.
- [9] R.A. Arndt, I.I. Strakovsky, R.L. Workman, e-print archive: nucl-th/0004039, to be published in Phys. Rev. C.
- [10] A. Bouquet, B. Diu, Nuovo Cimento **35A** (1975) 157.

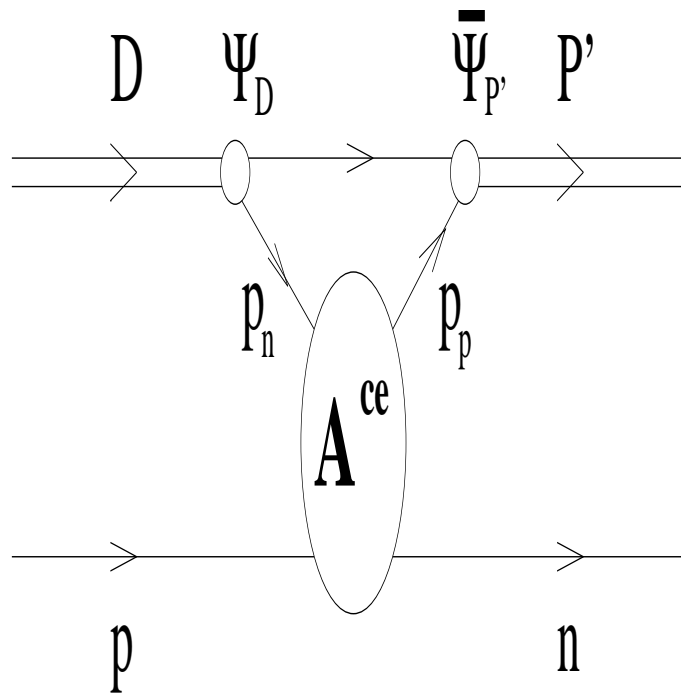


Figure 1: Graphical representation of the reaction mechanism.

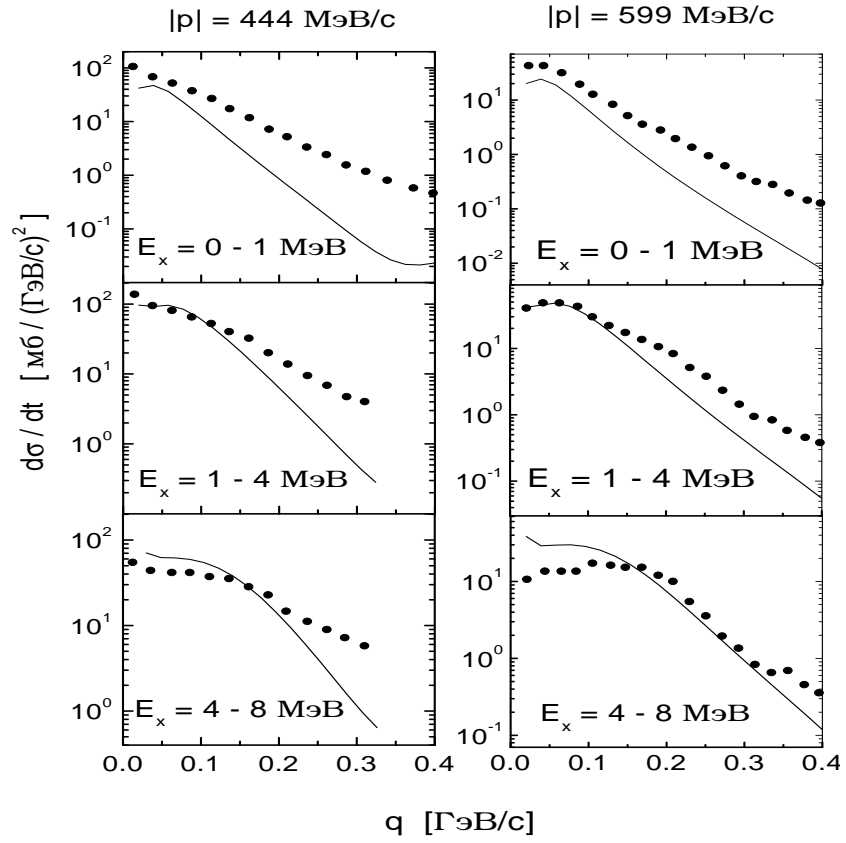


Figure 2: Differential cross section as a function of  $|q|$  for two initial momenta of incoming protons. Solid lines: our calculations, dots: data from [1].

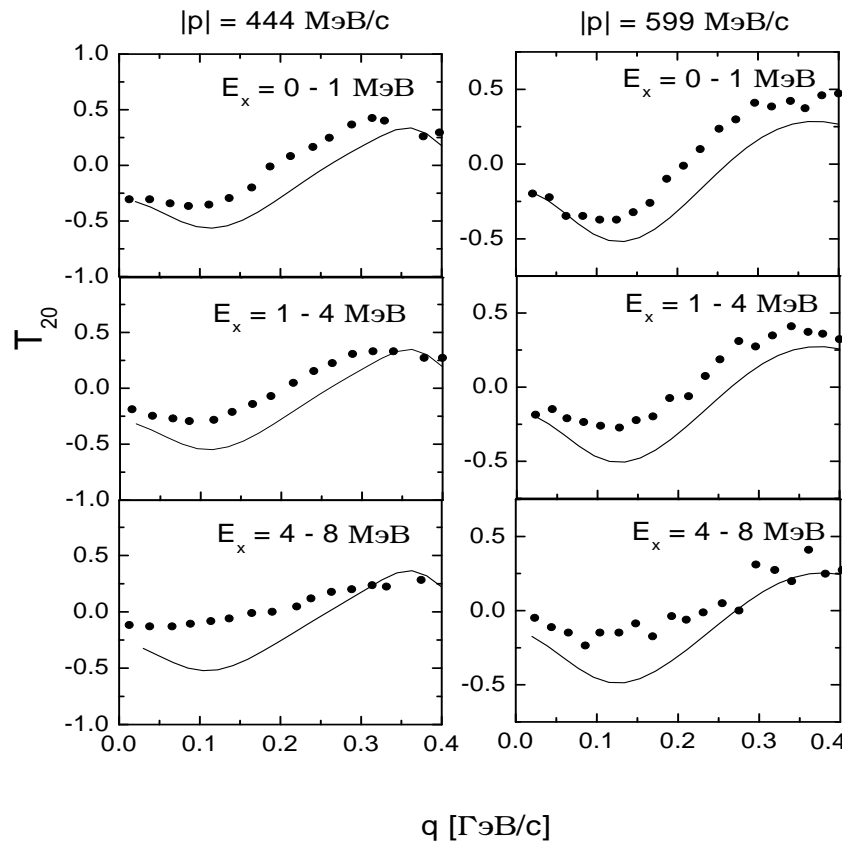


Figure 3: As in Fig. 2 but for tensor analyzing power  $T_{20}$ .

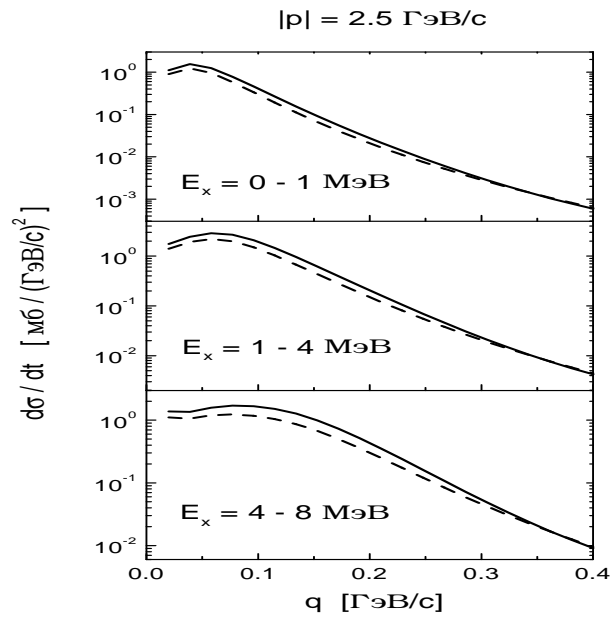


Figure 4: Cross sections as a function of  $|\mathbf{q}|$  for  $|\mathbf{p}| = 2.5 \text{ GeV}/c$ . Solid lines: SAID parameterization, dashed lines: parameterization from [10].



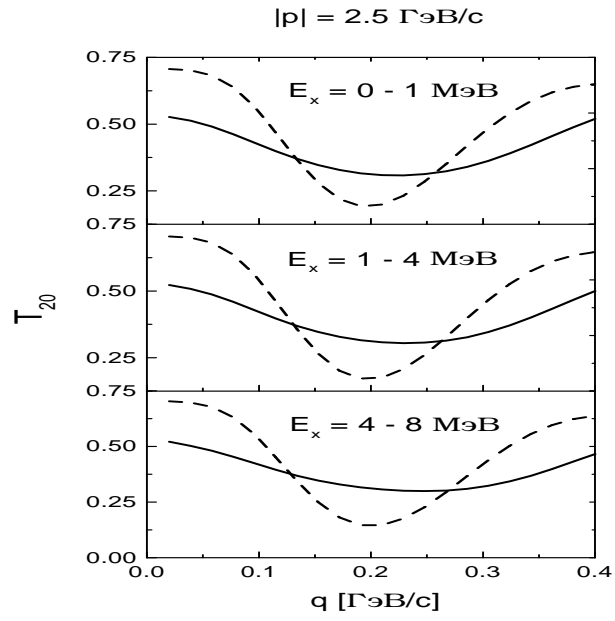


Figure 5: As in Fig. 4 but for the tensor analyzing power  $T_{20}$ .