

Inclusive Pseudorapidity Distributions in p(d)+A Collisions Modeled With Shifted Rapidity Distributions

P. Steinberg

*Chemistry Department
Brookhaven National Laboratory, Upton, NY 11973, USA*

Abstract

We study the recent PHOBOS data on the pseudorapidity density of inclusive charged particles in centrality-binned d+Au collisions at $\sqrt{s_{NN}} = 200$ GeV. It appears that one can understand the increasing forward-backward asymmetry in the data by assuming that the entire distribution “shifts” backwards in rapidity according to the initial-state kinematics, while the total multiplicity scales linearly with $N_{part}/2$. Two models are explored, both of which achieve a reasonable description of the available data for rapidities sufficiently far from the projectiles ($|\eta| < 3$ at the top RHIC energy). One model uses PYTHIA as the underlying distribution, to allow a straightforward mapping of a rapidity shift back to pseudorapidity space. The other model is a simple analytic calculation based on functions inspired by Landau’s hydrodynamical model. The apparent success of these simple pictures to describe the bulk of particle production over $|\eta| < 3$ suggests that collective effects may be present even in the “small” systems created in p+p and d+Au reactions, active over the full rapidity range. The relationship between this and other theoretical approaches are discussed.

Recent PHOBOS data [1] have shown the pseudorapidity distribution of charged particles for minimum-bias d+Au collisions at the full RHIC energy $\sqrt{s_{NN}} = 200$ GeV as well as the centrality dependence of the distributions. In this work, we will show that the bulk particle production in p+A and d+Au collisions over a range of energies can be described by a very simple model with only two assumptions:

- The total multiplicity in p+A and d+Au collisions is linear with the number of participant pairs ($N_{part}/2$) relative to p+p collisions (similar to the “wounded-nucleon model” [2,3]).
- The angular distribution in p+A and d+Au collisions are approximately the same as p+p collisions (if one avoids the very far-forward rapidity regions)

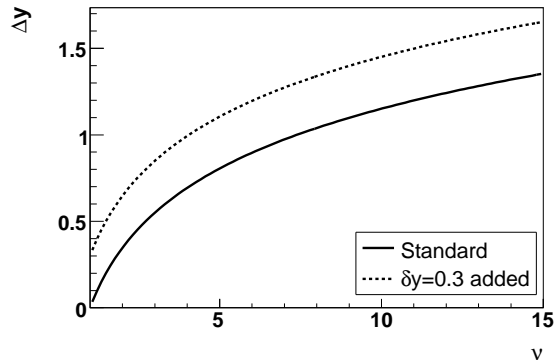


Fig. 1. The center-of-mass rapidity shift Δy vs. ν , the ratio of number of participants in the nucleus to that in the smaller projectile. The same function shifted up by 0.3 units is also shown, to account for “extra” rapidity shifts due to the geometry or to transverse dynamics.

but in a “shifted” reference frame given by the center-of-mass system defined by the participants in the smaller and larger projectiles.

Simple kinematics gives the result that the rapidity of the center-of-mass (CM) frame in a p+A collision, where the proton interacts with a “tube” of ν nucleons in the nucleus, is

$$\Delta y_{p+A} = \frac{1}{2} \ln(\nu)$$

In a d+Au collision, one can approximate the geometry to be the independent collision of the proton and neutron with half of the participants in the gold nucleus, or a full collision of the 2 nucleons in the deuteron with all of the participants in the nucleus. In either case,

$$\Delta y_{d+Au} \sim \frac{1}{2} \ln\left(\frac{N_{Au}}{N_d}\right)$$

In general, these two definitions lead to equivalent physics conclusions, with $\nu \equiv N_{Au}/N_d$.

According to the above assumptions, the produced particles should emerge with a rapidity distribution similar to the underlying p+p distribution, but shifted by Δy relative to the original p+p CM frame. However, it should be noted that if the relevant physics involves rescaling $x_F = 2p_T/\sqrt{s}$, where dN/dx_F is universal with energy for a given initial state geometry, then there might be an additional modification to the rapidity distribution, due to the transverse momentum of the emitted particles. This is easily seen by the ap-

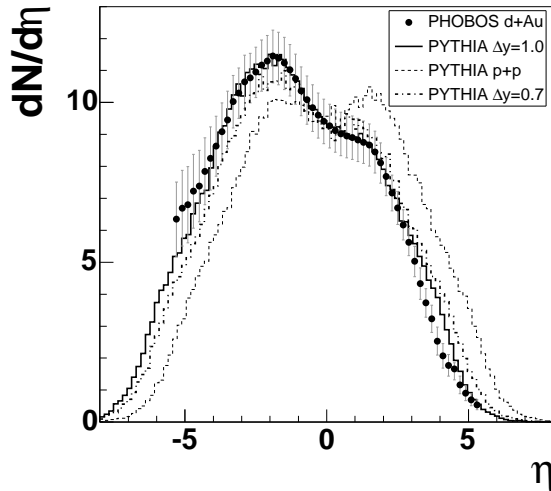


Fig. 2. PHOBOS $dN_{ch}/d\eta$ distribution for d+Au collisions compared with PYTHIA pp simulations scaled up by $N_{part}/2$ and with the rapidity of each particle shifted by $\Delta y = 0.7$ and 1.

proximate expression relating y and x_F (good for y away from 0):

$$y = y_b + \ln(x_F) - \frac{1}{2} \ln\left(\frac{m_T^2}{M_P^2}\right)$$

Without a full knowledge of the longitudinal and transverse distributions, it is difficult to estimate the complete effect of the dynamical evolution on the final state rapidity distributions. One might also consider some additional effects from reinteractions with the spectator matter from the nucleus, supplying the system with some extra longitudinal momentum in the backwards (A) hemisphere. Despite these uncertainties, it will be assumed that any additional modifications to the longitudinal shift (e.g. from effects associated with transverse dynamics or spectator interactions), can be incorporated into a constant extra contribution to Δy , hereby labeled δy . The basic relationship between the initial-state geometry and the rapidity shift is shown in Fig.1, with and without an extra shift of $\delta y = 0.3$.

The simplest application of the approach described here can be performed with the PHOBOS minimum-bias d+Au data, with ν estimated to be approximately 4. This data, shown in Fig. 2, displays a clear rapidity asymmetry, with a large peak seen near $\eta = -2$ and an intriguing “plateau” near $\eta = 1$. These features are often interpreted in terms of the independent fragmentation of the deuteron and nucleus in the forward and backward rapidity regions respectively. However, we can use the procedure outlined above to construct d+Au distributions from p+p, using PYTHIA 6.161 [4]. First one scales up the PYTHIA p+p $dN_{ch}/d\eta$ distribution up by a factor of $N_{part}/2 \sim 4$, indi-

cated by a dotted line. This gives a distribution with similar integral to the PHOBOS data, but one which is clearly higher in the forward region and lower in the backward region. Then we apply a rapidity shift Δy to each particle in the PYTHIA simulation and then recalculate $dN_{ch}/d\eta$ for $y \rightarrow y - \Delta y$. Using the straightforward formula, Eq. , we would get $\Delta y = 0.7$, shown by the dot-dashed line. Already we see that this result describes the basic features of the PHOBOS data, including the peak at $\eta = -2$, which is now seen clearly as a kinematic effect resulting from using pseudorapidity (η) instead of rapidity (y). However, it is also shown that assuming $\delta y = 0.3$, giving a total $\Delta y = 1.0$, gives a somewhat better fit with the data over the measured range.

This exercise shows that the simple model proposed above can in fact achieve a satisfactory quantitative agreement with the data. However, a slight modification ($\delta y = 0.3$) can improve this agreement substantially. The next question then how far one can test these ideas by varying the collision centrality, which changes ν . Fortunately, the PHOBOS collaboration has also published data comparing d+Au data binned in centrality bins (5 bins, each containing 20% of the total inelastic d+Au cross section)[5], and presented as a ratio compared to p+p data from UA5, i.e. the variable

$$R_\eta = \frac{dN_{d+Au}/d\eta}{dN_{p+p}/d\eta}.$$

The BRAHMS collaboration has presented d+Au data binned in centrality bins [6], but their centrality method (using particles emitted into $|\eta| < 2.2$) creates severe biases on the final distributions. This makes direct comparisons with the models shown here quite difficult without substantial simulation work to remove them.

We have made theoretical calculations of R_η to compare with the PHOBOS data in two different ways. One is to use the prescription above ($N_{part}/2$ scaling and a Δy shift) on PYTHIA calculations, which has the advantage of allowing a full calculation involving the translation from y to η , to see the effect of the Jacobian. In Fig. 3, we show these PYTHIA calculations as solid histograms, which describe the data reasonably well within $|\eta| < 3$. The two panels both illustrate that the Jacobian essentially cancels in the ratio of d+Au and p+p. However, in the comparison of $\delta y = 0$ (which is a parameter-free calculation) and $\delta y = 0.3$, it is observed that the non-zero δy gives a somewhat better description of the data. These results thus support and extend the one shown in Fig. 2.

The other model is an analytic calculation based on Landau's hydrodynamics, as presented by Carruthers and others [7]. In this approach, the rapidity distribution in p+p is a Gaussian with width $\sigma^2 = (1/2) \ln(s/4m^2)$, a function particularly simple to scale by $N_{part}/2$ and shift by Δy . One can then calculate

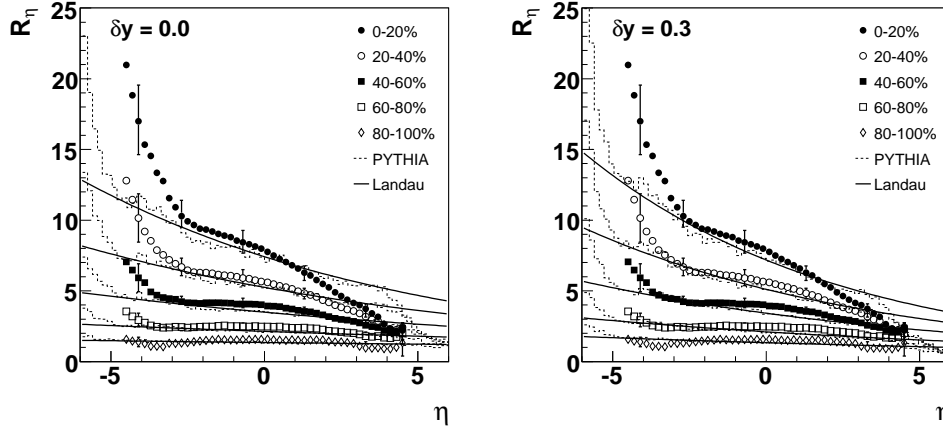


Fig. 3. The ratio of d+Au and p+p pseudorapidity distributions is shown for a range of centralities in d+Au (corresponding to Ref. [5]). The data is compared to two calculations, one using PYTHIA (dotted histograms) and the using a simple analytic model inspired by Landau's hydrodynamical model (solid line). The left and right panels are for $\delta y = 0.0$ and $\delta y = 0.3$, respectively.

R_y , which is the same as R_η but in rapidity space:

$$\begin{aligned}
 R_y &= \frac{N_{part}}{2} \frac{e^{-(y+\Delta y)^2/2\sigma^2}}{e^{-y^2/2\sigma^2}} \\
 &= \frac{N_{part} e^{-\Delta y^2/2\sigma^2}}{2} e^{-(y\Delta y)/\sigma^2}
 \end{aligned} \tag{1}$$

which gives an exponential dependence of R_y with y . For simplicity, we will approximate y in the final expression by η , which appears justified by the PYTHIA results, as the η - y transformation does not seem to have a great effect on R_η . These results are shown in Fig. 3 as solid lines, and also give an adequate representation of the data, within $|\eta| < 3$.

To test the applicability of the basic approach outlined here to lower-energy reactions, the procedure outlined above has been applied to the NA5 data set of dN/dy for inclusive produced charged particles measured in 200 GeV protons incident on hydrogen, argon and xenon targets [8]. Varying the target nucleus varies the number of collisions and allows us to test the predicted formula for the rapidity shift, as well as N_{part} scaling. The first panel of Fig. 4 shows the raw data on dN/dy , the *rapidity* distribution of inclusive charged particles assuming the pion mass. The second panel shows these distributions divided by $N_{part}/2$, where $N_{part} = \nu + 1$ and the values of ν are taken from Ref. [8]. The third panel shows the scaled distributions shifted to the right using the formula derived above (with $\delta y = 0.3$). After these transformations, a reasonable agreement of the distributions is observed over a large rapidity range. It is also observed that the p+A collisions are quite symmetrical over

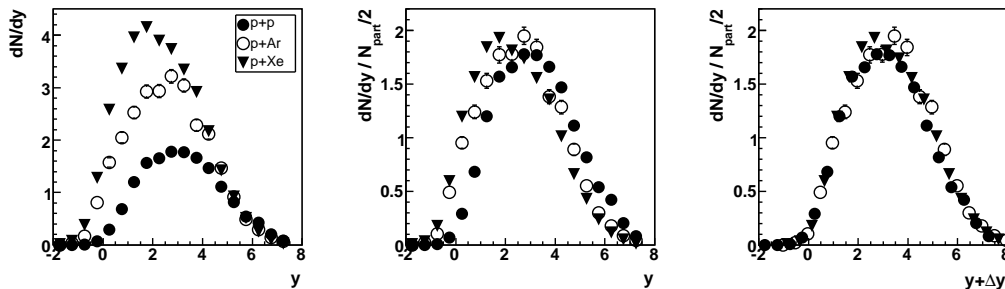


Fig. 4. left) NA5 data on dN/dy for inclusive produced charged particles, shown for three different targets. center) The same data scaled by the number of participant pairs. right) The same data as a function of $y + \Delta y$, with $\delta y = 0.3$ (except for p+p).

the full range relative to the centroid, even when shifted by up to a unit in rapidity.

Rapidity shifts in the context of “fireball” descriptions of heavy ion collisions have been discussed since the late 1970’s[9]. However, as far as the author is aware, the shifted rapidity distribution for p+A collisions has only been incorporated explicitly into one concrete physical model, the Collective Tube Model (CTM) [10]. The CTM modelled p+A collisions as being the collision of a proton with another particle of the same size as a proton, but with a mass and momentum ν times larger. This also predicted a shift of all produced particles by $\ln(A^{1/6})$ (compatible with the simple calculation shown here given that $\nu \propto A^{1/3}$). However, to rigorously conserve longitudinal momentum as well as total energy, this model also predicted substantially fewer particles than observed in a large number of experiments, and a centrality dependence ($\propto N_{part}^{1/4}$) which disagrees with the N_{part} -scaling observed in all existing p+A data.

Shifted rapidity distributions have also been discussed in the context of Landau’s hydrodynamical model [11]. In Landau’s approach, the incoming projectiles thermalize in a volume reduced by the Lorentz contraction, which increases with energy as fast as the CM energy itself. The angular distributions are then the consequence of a rapid longitudinal expansion, which can be calculated in the context of relativistic hydrodynamics. Landau and Belenkij [12] performed a detailed calculation on particle production in p+A collisions, and found that under reasonable conditions ($\nu < 4$), that the total multiplicity should scale with N_{part} and that the angular distributions should differ “only slightly” from that found in nucleon-nucleon collisions. Carruthers [7] suggested that asymmetric collisions should lead to “shifted gaussians”, but detailed phenomenological studies were not made. The salient point to distinguish the Landau approach from the CTM approach is that in the former, one would not assume all of the energy in the tube of ν nucleons to be compressed into a volume the size of a (Lorentz-contracted) nucleon. Rather, it has a lon-

gitudinal extent approximately ν times a nucleon, such that its thermalized energy density is not dissimilar from a p+p collision.

The most important issue is that one should not expect the full inclusive distribution to be shifted by Δy , as this would manifestly violate energy-momentum conservation if extended all the way to beam rapidities, not in the least when one shifts the leading particles on the nucleus side to a larger rapidity than they had before the interaction. Thus, it is perhaps not surprising that the two models presented here fail at large rapidities on both the projectile and target sides, as seen in Fig. 3. Of course, the details of these deviations may well give useful information either about the thermalization process, or even about the particular issues involved with hydrodynamic evolution near to kinematic boundaries.

Finally, we compare the model sketched here with several existing in the literature. In effect, we present an alternative explanation to what had been suggested by Brodsky *et al.*[13] to be the result of the multiple-collision process and overlapping “strings” between the colliding nucleons. They predicted a linear decrease of R_η with η , while the models here predict an approximately exponential decrease. There is also a substantive difference between this approach and that advocated recently by Bialas and Czyz, motivated by a successful fit of the same data with an updated “wounded nucleon” model [14]. In particular, the physical picture advocated here suggests that it is the collective system which expands in a shifted frame to make the final state rapidity distribution, rather than the independent fragmentation of the incoming nucleons. This avoids the situation, detailed by Bialas and Czyz, that the forward-going nucleons can fragment into fast-moving particles heading in the opposite direction.

Of course, the limited precision of both the data and the theory precludes any decisive choice of any of these models at this moment. The physical picture outlined in this work has some appeal having essentially no free parameters except the residual shift (δy), and requires no additional factorization of p+p collisions into two fragmentation regions, as suggested by “wounded nucleon” approaches. However, it should be noted that explaining this “shift” in the overall rapidity distribution by a collective response of the bulk of the produced particles to the shift in the center of mass in the initial state is not immediately consistent with a parton model approach. To achieve similar results, one must introduce “shadowing” and “anti-shadowing” of the bound-nucleon structure functions to achieve similar effects in the rapidity distributions. How this should preserve “wounded nucleon” scaling in a natural way is not clear from the perturbative approach, perhaps leaving room for simpler, heuristic models to point to issues where additional theoretical guidance will be needed in the future.

As a final note: as this manuscript was being completed, the author became aware of similar approaches to understanding the RHIC d+Au data, based on “shifting” the bulk distributions in rapidity[15] or pseudorapidity[16,17]. It should be noted that there are basic differences. For example, Jeon et al [16] compare d+Au data with Au+Au data, applying scaling and shifts in $dN/d\eta$ and shifts in pseudorapidity space, where the work here considers shifts in rapidity and no rescaling of the multiplicity beyond participant scaling between d+Au and p+p data. Still, it is intriguing to see similar ideas to those presented here appearing independently in both theoretical and experimental works.

This work was supported under U.S. DOE grant DE-AC02-98CH10886. The author acknowledges insightful discussions with Mark Baker, Wit Busza and Rachid Nouicer.

References

- [1] B. B. Back *et al.*, Phys. Rev. Lett. **93**, 082301 (2004).
- [2] A. Białas, B. Bleszyński and W. Czyż, Nucl. Phys. **B111**, 461 (1976).
- [3] J. E. Elias *et al.*, Phys. Rev. Lett. **41**, 285 (1978).
- [4] T. Sjostrand *et al.*, Comput. Phys. Commun. **135**, 238 (2001).
- [5] B. B. Back *et al.*, arXiv:nucl-ex/0409021.
- [6] I. Arsene *et al.*, Phys. Rev. Lett. **94**, 032301 (2005).
- [7] P. Carruthers, Annals N.Y.Acad.Sci. 229, 91 (1974).
- [8] C. De Marzo *et al.*, Phys. Rev. D **26**, 1019 (1982).
- [9] J. Gosset, J. I. Kapusta and G. D. Westfall, Phys. Rev. C **18**, 844 (1978).
- [10] Y. Afek, G. Berlad, A. Dar and G. Eilam, TECHNION-PH-76-87 (1976).
- [11] L. D. Landau, Izv. Akad. Nauk Ser. Fiz. **17**, 51 (1953).
- [12] S. Z. Belenkij and L. D. Landau, Nuovo Cim. Suppl. **3S10**, 15 (1956) [Usp. Fiz. Nauk **56**, 309 (1955)].
- [13] S. J. Brodsky, J. F. Gunion and J. H. Kuhn, Phys. Rev. Lett. **39**, 1120 (1977).
- [14] A. Białas and W. Czyz, Acta Phys. Polon. B **36**, 905 (2005).
- [15] G. Wolschin, M. Biyajima, T. Mizoguchi and N. Suzuki, arXiv:hep-ph/0503212.
- [16] S. Jeon, V. Topor Pop and M. Bleicher, Phys. Rev. C **69**, 044904 (2004)
- [17] J. Putschke, J. Phys. Conf. Ser. **5**, 37 (2005). J. Putschke, PhD Thesis.