

Astrophysical factor for the neutron generator $^{13}\text{C}(\alpha,n)^{16}\text{O}$ reaction in the AGB stars.

E.D. Johnson,¹ G.V. Rogachev,^{1,*} A.M. Mukhamedzhanov,² L.T. Baby,¹ S. Brown,^{1,3} W.T. Cluff,¹ A.M. Crisp,¹ E. Diffenderfer,¹ V.Z. Goldberg,² B.W. Green,¹ T. Hinnners,¹ C.R. Hoffman,¹ K.W. Kemper,¹ O. Momotyuk,¹ P. Peplowski,¹ A. Pipidis,¹ R. Reynolds,¹ and B.T. Roeder¹

¹*Department of Physics, Florida State University, Tallahassee, FL 32306*

²*Cyclotron Institute, Texas A&M University, College Station, TX 77843*

³*Department of Physics, The University of Surrey, Guildford, Surrey, UK*

The reaction $^{13}\text{C}(\alpha,n)$ is considered to be the main source of neutrons for the s -process in AGB stars. At low energies the cross section is dominated by the $1/2^+$ 6.356 MeV sub-threshold resonance in ^{17}O whose contribution is determined with a very large uncertainty of $\sim 1000\%$ at stellar temperatures. In this work we performed the most precise determination of the low-energy astrophysical S factor using the indirect asymptotic normalization (ANC) technique. The α -particle ANC for the sub-threshold state has been measured using the sub-Coulomb α -transfer reaction ($^6\text{Li},d$). Using the determined ANC we calculated $S(0)$, which turns out to be an order of magnitude smaller than in the NACRE compilation.

PACS numbers: 25.70.Hi, 25.55.Hp, 26.20.+f, 27.20.+n

About half of all elements heavier than Iron are produced in a stellar environment through the s -process, which involves a series of subsequent neutron captures and β -decays. The reaction $^{13}\text{C}(\alpha,n)^{16}\text{O}$ is considered to be the main source of neutrons for the s -process at low temperatures in low mass stars at the Asymptotic Giant Branch (AGB) [1]. This is because it is exothermic and can be activated at low temperatures. Two factors determine the efficiency of this reaction: the abundance of ^{13}C , and the rate of the $^{13}\text{C}(\alpha,n)$ reaction. Accurate knowledge of the $^{13}\text{C}(\alpha,n)^{16}\text{O}$ reaction rates at relevant temperatures ($0.8 - 1.0 \times 10^8$ K) would eliminate an essential uncertainty regarding the overall neutron balance and will allow for better tests of modern Stellar models with respect to ^{13}C production in AGB stars (see [2] and references therein).

The rate of the $^{13}\text{C}(\alpha,n)$ reaction at temperatures of $\sim 10^8$ K is uncertain by $\sim 300\%$ [3] due to the prohibitively small reaction cross section at energies below 300 keV. A directly measured $^{13}\text{C}(\alpha,n)$ cross section is only available at energies above 279 keV (see [3] and references therein). Below this energy the cross section has to be extrapolated. It was shown [3, 4] that this extrapolation can be strongly affected by the $1/2^+$ sub-threshold resonance in ^{17}O at 6.356 MeV excitation energy, which is just 3 keV below the α threshold. It was assumed in the recent NACRE compilation [3] that this resonance has a well developed α cluster structure. This assumption leads to a strong enhancement of the cross section at low energies [3]. Recently Kubono et al. [5] determined the contribution of the sub-threshold state at 6.356 MeV in ^{17}O to the astrophysical factor for the $^{13}\text{C}(\alpha,n)$ reaction at low energies by measuring the α -particle spectroscopic factor of this state by the α -transfer reaction $^{13}\text{C}(^6\text{Li},d)$ at 60 MeV. The extracted spectroscopic factor was found

to be very small, $S_\alpha \approx 0.011$ [5], making the influence of this sub-threshold state on the astrophysical factor negligible. However, it was shown in [6] that the same experimental data was compatible with a large S_α factor for the sub-threshold state in question. It is the main goal of this work to resolve this difference and to develop a technique which determines the contribution of sub-threshold resonances to the (α,n) reaction cross sections using a model-independent approach. Until now the ANC method has been applied to determine the astrophysical factors for radiative capture processes [7, 8, 9]. Here we present the first case of application of the ANC method to determine the astrophysical factor for the $^{13}\text{C}(\alpha,n)^{16}\text{O}$ reaction.

The amplitude of the reaction $x+A \rightarrow b+B$ proceeding through the sub-threshold resonance F is given in the R-matrix approach by [10]

$$M \sim \sqrt{\frac{P_l(k_{xA}, r_0)}{\mu_{xA} r_0}} \tilde{W}_{-\eta, l+1/2}(2\kappa_{xA} r_0) \times \frac{\tilde{C}_{xA}^F \Gamma_f^{1/2}(E_{bB}, r_0)}{E_{xA} + \varepsilon + i \Gamma_f(E_{bB}, r_0)/2}, \quad (1)$$

where $P_l(k_{xA}, r_0)$ is the Coulomb-centrifugal barrier penetration factor in the entrance channel, $\tilde{W}_{-\eta, l+1/2}(2\kappa r_0) = W_{-\eta, l+1/2}(2\kappa r_0) \Gamma(l+1+\eta)$ is the Coulomb modified Whittaker function, r_0 the channel radius, $\tilde{C}_{xA}^F = C_{xA}^F / \Gamma(l+1+\eta)$ stands for the Coulomb modified ANC for the virtual decay (synthesis) $F \leftrightarrow x+A$, η and l are the Coulomb parameter and relative orbital angular momentum of the sub-threshold bound state (xA) , and $\Gamma_f(E_{bB}, r_0)$ is the resonance width for the decay to the final channel $b+B$. We assume that the total width of the resonance F is equal to Γ_f , $E_{ij} = k_{ij}^2 / (2\mu_{ij})$ is the relative kinetic energy of particles i and j , $\kappa = \sqrt{2\mu_{xA}\varepsilon}$ and ε_F is the binding energy for the virtual decay $F \rightarrow x+A$. In this case $\Gamma_f \equiv \Gamma_n = 124 \pm 12$ keV [11] is a known neutron partial width. Thus, the ANC is the only missing quantity needed to calculate

*Electronic address: grogache@fsu.edu

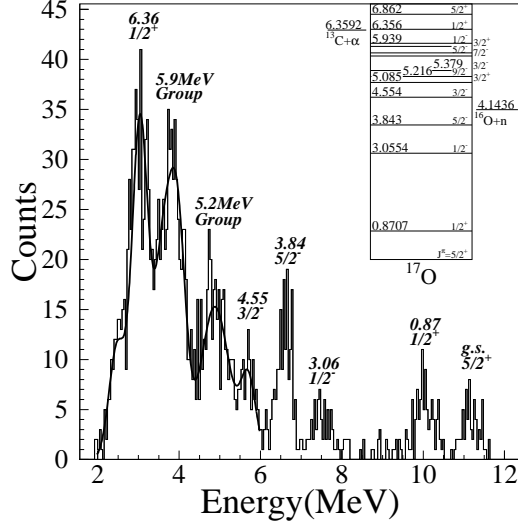


Figure 1: Spectrum of deuterons from the ${}^6\text{Li}({}^{13}\text{C},d)$ reaction, at 6° with the 8.5 MeV ${}^{13}\text{C}$ beam. The inset shows the level scheme of ${}^{17}\text{O}$ [11]. The solid line is a Gaussian fit.

the cross section for the ${}^{13}\text{C}(\alpha, n){}^{16}\text{O}$ reaction proceeding through the sub-threshold state. Due to the peripherality of the sub-Coulomb transfer reactions the overall normalization of the α -transfer reaction cross section is determined by the product of the squares of the initial and final ANCs rather than the spectroscopic factors. The initial ANC for the $\alpha + d \rightarrow {}^6\text{Li}$ is known, $(C_{\alpha d}^{{}^6\text{Li}})^2 = 5.3 \pm 0.5 \text{ fm}^{-1}$ [12]. Hence, by normalizing the DWBA cross section to the experimental one we can determine the ANC for $\alpha + {}^{13}\text{C} \rightarrow {}^{17}\text{O}$ (6.356 MeV, $1/2^+$).

In this Letter, we report the application of the ANC technique to determine the astrophysical S factor of the ${}^{13}\text{C}(\alpha, n){}^{16}\text{O}$ reaction at astrophysically relevant energies by measuring the ANC for the virtual synthesis $\alpha + {}^{13}\text{C} \rightarrow {}^{17}\text{O}$ (6.356 MeV, $1/2^+$) using the α -transfer reaction ${}^6\text{Li}({}^{13}\text{C},d)$, performed at two sub-Coulomb energies, 8.0 and 8.5 MeV, of ${}^{13}\text{C}$ at the Florida State University Tandem-LINAC facility. The choice of inverse kinematics, ${}^{13}\text{C}$ beam and ${}^6\text{Li}$ target, allowed measurements to be made at very low energies in the c.m., and to avoid background associated with the admixture of ${}^{12}\text{C}$ in the ${}^{13}\text{C}$ target. Angular distributions of the deuterons from transfer reactions at sub-Coulomb energies in inverse kinematics peak at forward angles. Four Si $\Delta E - E$ telescopes were positioned at forward angles to identify deuterons. Thicknesses of the ΔE detectors were in the range from 15 to 25 μm . 50 $\mu\text{g}/\text{cm}^2$ Li targets (enriched to 98 % of ${}^6\text{Li}$) were prepared and transported into a scattering chamber under vacuum to prevent oxidation. The telescope at the smallest angle (6° in Lab. frame) was shielded from the Rutherford scattering of ${}^{13}\text{C}$ on Li target with a 5 μm Havar foil. A spectrum of deuterons at 6° (which corresponds to 169° in the c.m. for the $1/2^+$

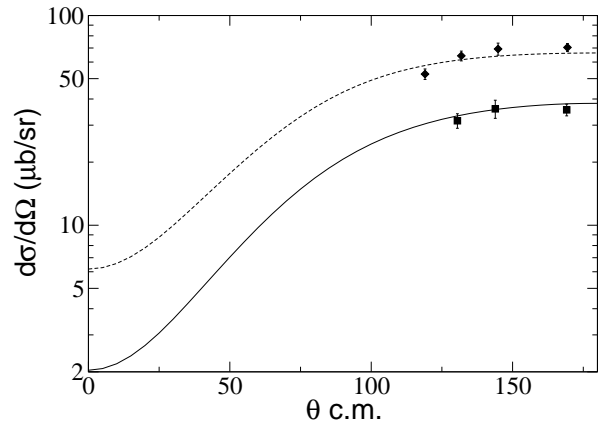


Figure 2: Angular distribution of the ${}^{13}\text{C}({}^6\text{Li},d){}^{17}\text{O}(1/2^+)$ reaction. Data taken at 8.5 MeV of ${}^{13}\text{C}$ are shown as diamonds, and 8.0 MeV data as boxes. Dashed and solid lines are DWBA calculations at ${}^{13}\text{C}$ energies 8.31 and 7.81 MeV (see text).

6.356 MeV state) at a beam energy 8.5 MeV is shown in Fig. 1. The typical experimental resolution in the c.m. system (mainly defined by the 380 keV energy loss of the ${}^{13}\text{C}$ beam in the ${}^6\text{Li}$ target) was about 250 keV (FWHM). The angular distributions of ${}^6\text{Li}({}^{13}\text{C},d){}^{17}\text{O}(1/2^+, 6.356 \text{ MeV})$ are shown in Fig. 2. Their shape is typical for sub-Coulomb transfer reactions. Absolute normalization of the cross section was performed by measuring the elastic scattering of 6.868 MeV protons on the ${}^6\text{Li}$ target. The cross section of this reaction at 95° is known with 3% accuracy [13]. Each telescope was sequentially placed at 95° and the product of the target thickness times the telescope solid angle ($t \times \Delta\Omega$) was determined for each telescope. The code FRESKO (version FRXY.3h) [14] was used to calculate the angular distribution of the ${}^{13}\text{C}({}^6\text{Li},d)$ reaction in the Distorted Wave Born Approximation (DWBA) approach. The DWBA calculations were performed for beam energies at the center of the target, 8.31 MeV for 8.50 MeV measurements and 7.81 MeV for 8.0 MeV energy of the beam. It was found that normalization factor is the same for both energies, indicating that Compound Nucleus mechanism plays only minor (if any) role. The extracted ANC, unlike the spectroscopic factor, does not depend on the number of nodes of the $\alpha - {}^{13}\text{C}_{1/2^+}$ bound state wave function, or the geometrical parameters of the Woods-Saxon potential. Parameters of optical model potentials of the usual Woods-Saxon form, used in the DWBA calculations, are given in Table I. The LC1 potential was used for the ${}^6\text{Li}+{}^{13}\text{C}$ channel. It reproduces experimental data on elastic scattering of ${}^6\text{Li}$ by ${}^{13}\text{C}$ at energies ranging from 3 to 23 MeV in c.m. Experimental data on elastic scattering of deuterons on ${}^{17}\text{O}$ at low energies are not available. Thus, several potentials for the $d + {}^{17}\text{O}$ channel were used [15, 16]. Angular distributions shown in Fig. 2 were calculated with the DO1 potential, however it was verified that other potentials [15, 16] produce essentially identical results, with

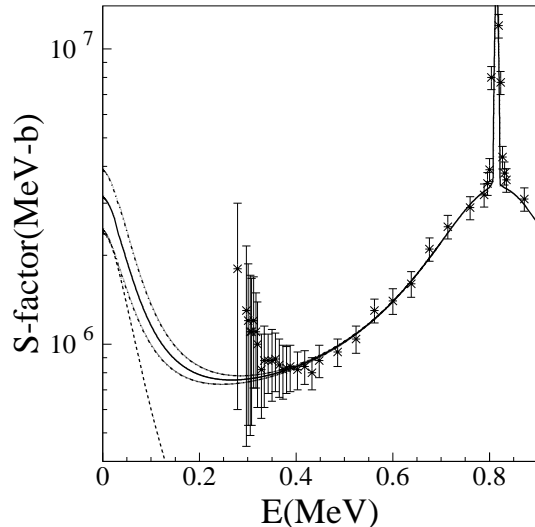


Figure 3: S-factor of the $^{13}\text{C}(\alpha,n)$ reaction. The experimental data from direct measurements, corrected for electron screening, are from [3]. The contribution of $1/2^+$ state is shown as the dashed curve. The dash-dotted curves represent 26% uncertainty band.

variations in normalization factor of less than 7%. This demonstrates that the transfer reaction cross section at sub-Coulomb energy only weakly depends on the parameters of the optical potentials, which was the main point of making this measurement. In fact, calculation with no nuclear part of the optical potentials changes the absolute value of the cross section at large angles by only $\sim 40\%$. Further investigation of the cross section sensitivity to the parameters of the optical potentials was performed and was found to be less than 20% if parameters kept within reasonable limits. We found no sensitivity of the extracted ANC to the parameters of the core-core DC1 interaction potential in the full DWBA transition operator. Our determined Coulomb-modified ANC squared for $^{13}\text{C} + \alpha \rightarrow ^{17}\text{O}(1/2^+, 6.356 \text{ MeV})$ is $(\tilde{C}_{\alpha}^{17\text{O}(1/2^+)})^2 = 0.89 \pm 0.23 \text{ fm}^{-1}$. The contribution of the $1/2^+$ state to the astrophysical S factor calculated using Eq. (1) is shown as a dashed curve in Figure 3. It was verified that this result is insensitive to variations of the channel radius.

Five sources of uncertainty associated with the $S(0)$ factor of the 6.356 MeV $1/2^+$ state (same as for the ANC), can be identified: 7% statistical uncertainty, 7% combined systematical uncertainty in determination of the $t \times \Delta\Omega$ value (target thickness times solid angle, as described above), 20% uncertainty associated with theoretical analysis (uncertainty of the square of the ANC due to the variation of the optical potential parameters), 10% uncertainty in the total resonance width and 10% uncertainty due to the initial α -d ANC. Thus, the $S(0)$ value of $1/2^+$ resonance determined in this experiment

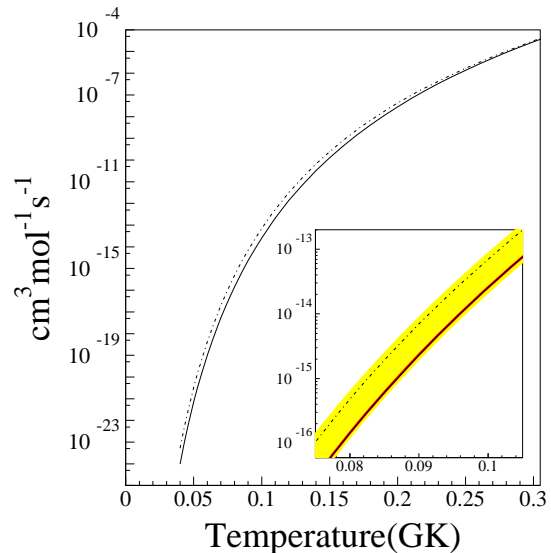


Figure 4: Rate of the $^{13}\text{C}(\alpha,n)$ reaction. The dash-dotted curve is from [3], solid curve is the rate obtained in this work. Yellow band in inset represents uncertainties from [3], new uncertainties are shown in red.

is $(2.5 \pm 0.7) \times 10^6 \text{ MeV} \times \text{b}$. The $S(0)$ of the 6.356 MeV $1/2^+$ state in ^{17}O determined in this experiment is ten times smaller than that adopted in the NACRE compilation [3] and a factor of 5 larger than in [5]. The two channel R-matrix approach was used to calculate the total S-factor of the $^{13}\text{C}(\alpha,n)$ process. All resonances from 4.14 MeV (neutron decay threshold) to 8.2 MeV excitation energy in ^{17}O were included. Parameters of the resonances were taken from [11]. The α -reduced widths of resonances were fitted to reproduce the $^{13}\text{C}(\alpha,n)$ experimental data [4]. It was found that it is necessary to introduce a constant $0.4 \times 10^6 \text{ MeV} \times \text{b}$ non-resonance contribution to fit the experimental S factor data at the lowest energy region. The solid curve in Fig. 3 corresponds to the best R-matrix fit, obtained as explained above, with contribution from $1/2^+$ state. Our calculated reaction rates are shown in Figure 4. The best fit rate is shown as a solid curve in Fig. 4 in comparison with the NACRE adopted rate (dash-dotted curve). At temperatures above 0.3 GK, where contribution of $1/2^+$ is small, it is identical to the curve adopted in NACRE, however, at temperatures which are most significant for the s -process in AGB stars, 0.08-0.1 GK, the reaction rate is smaller by a factor of 3 than that adopted in the NACRE compilation. Uncertainty in this astrophysically important reaction rate is now reduced from $\sim 300\%$ to 15%. The inset in Fig. 4 shows the NACRE compilation adopted rate (dash-dotted curve) with uncertainty band (yellow) and the reaction rate obtained in this work (solid line) with uncertainty band shown in red. Numerical values of reaction rate for 0.08 - 0.1 GK temperature range are given in Table II.

Table I: Parameters of Optical potentials used in DWBA calculations.

Channel	Potential	V_0 (MeV)	a_V (fm)	r_V (fm)	W (MeV)	W_S (MeV)	a_W (fm)	r_W (fm)	r_c (fm)	V_{so} (MeV)	a_{so} (fm)	r_{so} (fm)	Ref.
${}^6\text{Li} + {}^{13}\text{C}$	LC1	134.0	0.68	1.50	-	11.1	0.68	1.50	1.50	-	-	-	[17]
$d + {}^{17}\text{O}$	DO1	105.0	0.86	1.02	-	15.0	0.65	1.42	1.40	6.0	0.86	1.02	[15]
$d + {}^{13}\text{C}$	DC1	79.5	0.80	1.25	10.0	-	0.80	1.25	1.25	6.0	0.80	1.25	[18]

$R = r_0 A_T^{\frac{1}{3}}$; $r_0 = 1.25$ fm and $a = 0.68$ fm were used for $\alpha + d$ and $\alpha + {}^{13}\text{C}$ form factor potentials with V fitted to reproduce binding energy.

Table II: The rate of ${}^{13}\text{C}(\alpha, n)$ reaction at temperatures from 0.08 to 0.1 GK. The rate obtained in this work is compared with the rate published in the NACRE [3] compilation. Units are [$\text{cm}^3 \text{mol}^{-1} \text{s}^{-1}$], exp stands for 10^{exp} . High and low values were calculated assuming 26% uncertainty of $1/2^+$ 6.356 MeV resonance contribution.

T_9	This work			NACRE			exp
	low	adopt	high	low	adopt	high	
0.08	1.34	1.44	1.56	1.22	4.80	5.80	-16
0.09	2.18	2.32	2.50	2.03	6.99	8.45	-15
0.10	2.42	2.56	2.73	2.28	6.99	8.49	-14

In summary, in this Letter we developed an indirect technique which allows measurement of the astrophysical $S(0)$ factor of sub-threshold, particle unbound resonances and applied this technique to measure the contribution of the $1/2^+$ 6.356 MeV resonance in ${}^{17}\text{O}$ to the ${}^{13}\text{C}(\alpha, n)$

reaction rate at stellar temperatures. Combination of the sub-Coulomb α -transfer reaction and application of the ANC technique in the analysis of experimental data practically eliminates all dependence of the results on model parameters, making this approach a very valuable tool for future studies of astrophysically important reaction rates with both stable and radioactive beams. The ${}^{13}\text{C}(\alpha, n)$ reaction rate at stellar temperatures was found to be lower by a factor of 3 than previously adopted [3], also uncertainty in this reaction rate was greatly reduced. It would be of great interest to incorporate the new reaction rate into the s -process calculations in AGB stars.

Authors are grateful to Profs. I. Thompson and M. Wiescher for valuable discussions and acknowledge the financial support provided by NSF under grant PHY-04-56463, and by the U. S. Department of Energy under Grant No. DE-FG02-93ER40773.

-
- [1] I. Iben, *Astrophys. J.* **395**, 202 (1976).
[2] S. Goriely and L. Siess, *Astron. Astrophysics* **378**, L25 (2001).
[3] C. Angulo, M. Arnould, M. Rayet, P. Descouvemont, D. Baye, C. Leclercq-Willain, A. Coc, S. Barhoumi, P. Aguer, C. Rolfs, et al., *Nucl. Phys.* **A656**, 3 (1999).
[4] H. W. Drotleff, A. Denker, H. Knee, M. Soiné, G. Wolf, J. W. Hammer, U. Greife, C. Rolfs, and H. P. Trautvetter, *Astrophysical Journal* **414**, 735 (1993).
[5] S. Kubono, K. Abe, S. Kato, T. Teranishi, M. Kurokawa, X. Liu, N. Imai, K. Kumagai, P. Strasser, M. H. Tanaka, et al., *Phys. Rev. Lett.* **90**, 062501 (2003).
[6] N. Keeley, K. Kemper, and D. T. Khoa, *Nucl. Phys.* **A726**, 159 (2003).
[7] A. M. Mukhamedzhanov and N. K. Timofeyuk, *JETP Lett.* **51**, 282 (1990).
[8] A. M. Mukhamedzhanov, H. L. Clark, C. A. Gagliardi, Y. W. Lui, L. Trache, R. E. Tribble, X. G. Xu, H M Zhou, V. Burjan, J. Cejpek, V. Kroha, et al., *Phys. Rev.* **C56**, 1302 (1997).
[9] C. R. Brune, W. H. Geist, R. W. Kavanagh, and K. D. Veal, *Phys. Rev. Lett.* **83**, 4025 (1999).
[10] A. M. Mukhamedzhanov and R. E. Tribble, *Phys. Rev.* **C59**, 3418 (1999).
[11] D. R. Tilley, H. R. Weller, and C. M. Cheves, *Nucl. Phys. A* **564**, 1 (1993).
[12] L. D. Blokhintsev, V. I. Kukulín, A. A. Sakharuk, D. A. Savin, and E. V. Kuznetsova, *Phys. Rev. C* **48**, 2390 (1993).
[13] H. G. Bingham, A. R. Zander, K. W. Kemper, and N. R. Fletcher, *Nucl. Phys. A* **173**, 265 (1970).
[14] I. J. Thompson, *Comp. Phys. Rep.* **7**, 167 (1988).
[15] D. Drain, B. Chambon, J. L. Vidal, A. Dauchy, and H. Beaumevieille, *Can. J. Phys.* **53**, 882 (1975).
[16] T. K. Li, D. Dehnard, R. E. Brown, and P. J. Ellis, *Phys. Rev. C* **13**, 55 (1976).
[17] J. E. Poling, E. Norbeck, and R. R. Carlson, *Phys. Rev. C* **13**, 648 (1976).
[18] G. D. Putt, *Nucl. Phys. A* **161**, 547 (1971).