

Study of the transverse mass spectra of strange particles in Pb-Pb collisions at 158 A GeV/c

The NA57 Collaboration:

F Antinori¹, P Bacon^e, A Badala^g, R Barbera^g, A Belogianni^a,
 A Bhasin^e, I J Bloodworth^e, M Bombaraⁱ, G E Bruno^b,
 S A Bull^e, R Caliendo^b, M Campbell^h, W Carena^h, N Carrer^h,
 R F Clarke^e, A Dainese¹, A P de Haas^s, P C de Rijke^s,
 D Di Bari^b, S Di Liberto^o, R Divia^h, D Elia^b, D Evans^e,
 G A Feo lov^q, R A Fin^b, P Ganoti^a, B Ghidini^b, G Grella^p,
 H Helstrup^d, K F Hetland^d, A K Holme^k, A Jacholkowski^f,
 G T Jones^e, P Jovanovic^e, A Jusko^e, R Kamermans^s,
 J B Kinson^e, K K nudson^h, A A Kolzhvari^q, V Kondratiev^q,
 I Kralikⁱ, A Kravcukova^j, P Kuijer^s, V Lenti^b, R Lietava^e,
 G L v h iden^k, V M anzari^b, G M artinska^j, M A M azzoni^o,
 F M eddi^o, A M ichalon^r, M M orando¹, E N app^b, F N avach^b,
 P I N om an^e, A P alm eri^g, G S P appalardo^g, B Pastircakⁱ,
 J P isut^f, N P isutova^f, R J P latt^e, F Posa^b, E Quercigh¹,
 F R iggi^g, D R ohrich^c, G R om ano^p, K Safar kⁱ, L Sandorⁱ,
 E Schillings^s, G Segato¹, M Sene^m, R Sene^m, W Snoeys^h,
 F Soramel^z, M Spyropoulou-Stassinaki^a, P Starobaⁿ,
 T A Toulina^q, R Turrisi¹, T S T veter^k, J U rban^j, F F Valiev^q,
 A van den B rink^s, P van de Ven^s, P Vande Vyvre^h,
 N van E ijndhoven^s, J van H unen^h, A Vascotto^h, T V ik^k,
 O V illalobos Baillie^e, L V inogradov^q, T V irgili^p, M F Votruba^e,
 J V rlikova^j and P Zavadaⁿ

^a Physics Department, University of Athens, Athens, Greece

^b Dipartimento di Fisica dell'Università e del Politecnico di Bari and INFN, Bari, Italy

^c Fysisk Institutt, Universitetet i Bergen, Bergen, Norway

^d Høgskolen i Bergen, Bergen, Norway

^e University of Birmingham, Birmingham, UK

^f Comenius University, Bratislava, Slovakia

^g University of Catania and INFN, Catania, Italy

^h CERN, European Laboratory for Particle Physics, Geneva, Switzerland

ⁱ Institute of Experimental Physics, Slovak Academy of Science, Kosice, Slovakia

^j P.J. Safarik University, Kosice, Slovakia

^k Fysisk Institutt, Universitetet i Oslo, Oslo, Norway

¹ University of Padua and INFN, Padua, Italy

^m College de France, Paris, France

ⁿ Institute of Physics, Prague, Czech Republic

^o University "La Sapienza" and INFN, Rome, Italy

^p Dipartimento di Scienze Fisiche "E.R. Caianiello" dell'Università and INFN, Salerno, Italy

^q State University of St. Petersburg, St. Petersburg, Russia

^r IRIS/ULP, Strasbourg, France

^s Utrecht University and NIKHEF, Utrecht, The Netherlands

Abstract. The NA57 experiment has collected high statistics, high purity samples of K_S^0 and Λ , and hyperons produced in Pb-Pb collisions at 158 A GeV/c. In this paper we present a study of the transverse mass spectra of these particles for a sample of events corresponding to the most central 5% of the inelastic Pb-Pb cross-section. We analyse the transverse mass distributions in the framework of the blast-wave model for the full sample and, for the first time at the SP S, as a function of the event centrality.

PACS numbers: 12.38.Mh, 25.75.Nq, 25.75.Ld, 25.75.Dw

Submitted to: J. Phys. G : Nucl. Phys.

1. Introduction

The study of ultrarelativistic heavy-ion collisions is motivated mainly by the quantum chromodynamics (QCD) prediction that at sufficiently high energy density the excited nuclear matter undergoes a phase transition into a system of deconfined quarks and gluons (quark-gluon plasma, QGP) [1].

Strange particles have proved over the past years to be a powerful tool for the study of reaction dynamics in high-energy heavy-ion collisions.

The WA97 experiment has measured [2] an enhanced production of particles carrying one, two or three units of strangeness in central Pb-Pb collisions at 158 A GeV/c with respect to proton induced reactions (strangeness enhancement). The observed pattern of the enhancements as a function of strangeness was predicted more than 20 years ago to be a consequence of a QGP formation [3].

NA57 is a dedicated experiment at the CERN SPS for the study of the production of strange and multi-strange particles in Pb-Pb collisions [4]. It continues and extends the study initiated by its predecessor WA97, by (i) enlarging the triggered fraction of the inelastic cross-section thus extending the centrality range towards less central collisions and (ii) collecting data also at lower (40 A GeV/c) beam momentum in order to study the energy dependence of the strangeness enhancements.

In this paper we concentrate on the analysis of the transverse mass ($m_T = \sqrt{p_T^2 + m^2}$) spectra for Λ , Σ , hyperons, their antiparticles and K_S^0 mesons measured in Pb-Pb collisions at 158 A GeV/c.

The m_T spectra are expected to be sensitive to the details of the production dynamics [5, 6]. In particular, for a reball in local thermal equilibrium, the shapes of the m_T spectra depend both on the thermal motion of the particles and on the collective flow driven by the pressure. To disentangle the two contributions, namely thermal motion and transverse flow, one has to rely on models. Several freeze-out scenarios have been proposed (for an overview refer to [7]). They differ in the freeze-out geometry and in the flow velocity profile. In the present analysis we consider the blast-wave model [5, 6], which assumes cylindrical symmetry for an expanding reball in local thermal equilibrium, with different hypotheses on the transverse flow profile.

The paper is organized as follows. The NA57 apparatus is briefly described in section 2. Section 3 deals with the measurements of the transverse mass spectra. Inverse slope parameters are presented and discussed in section 4. The blast-wave model is introduced in section 5 and compared to data under different conditions. Finally, conclusions are drawn in section 6.

2. The NA57 experiment

The NA57 apparatus, schematically shown in figure 1, has been described in detail elsewhere [8]. The Λ , Σ , hyperons, their antiparticles and the K_S^0 mesons are identified by reconstructing their weak decays into final states containing only charged

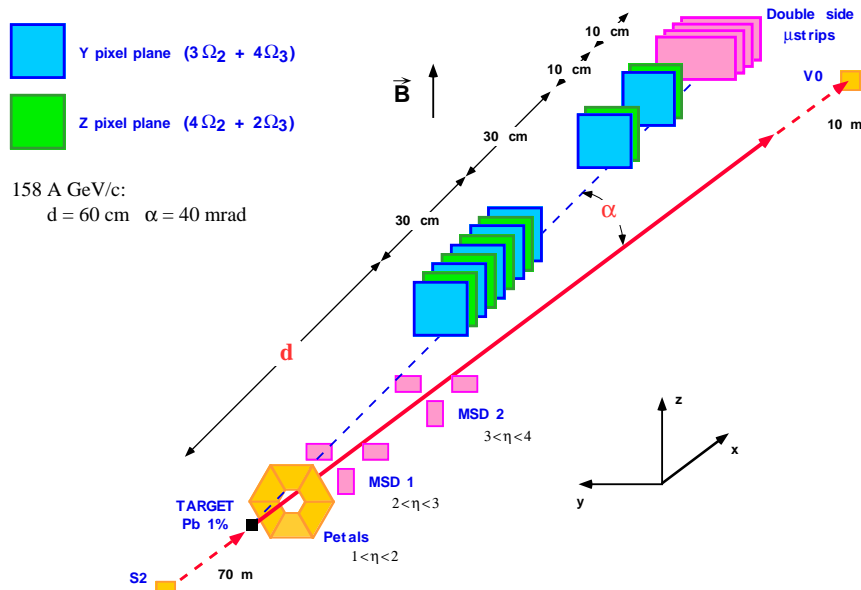


Figure 1. The NA57 apparatus placed inside the 1.4 T field of the GOLIATH magnet.

particles:

$$\begin{aligned}
 &K_S^0 \quad ! \quad + \quad + \quad ! \quad p + \\
 & \quad ! \quad + \quad ! \quad + K \\
 & \quad ! \quad p + \quad ! \quad p +
 \end{aligned}
 \tag{1}$$

and the corresponding charge conjugates for antihyperons.

Tracks are measured in the silicon tracking telescope, an array of pixel detector planes with $5 \times 5 \text{ cm}^2$ cross-section, with a total length of about 30 cm. To improve the momentum resolution of high momentum tracks a lever arm detector | an array of additional pixel planes and double-sided silicon microstrip detectors | is placed downstream of the tracking telescope. The whole silicon telescope is placed in a 1.4 Tesla magnetic field, above the beam line, inclined and aligned with the lower edge of the detectors laying on a line pointing back to the target. The inclination angle with respect to the beam line and the distance d of the first pixel plane from the target are set to accept particles produced in about half a unit of rapidity around central rapidity and medium transverse momentum: $\alpha = 40 \text{ mrad}$ and $d = 60 \text{ cm}$.

An array of scintillation counters (Petals), placed 10 cm downstream of the target, provides a fast signal to trigger on the centrality of the collisions. The triggered fraction of the Pb-Pb inelastic cross-section is about 60%. The centrality of the Pb-Pb collisions is determined (o -line) by analyzing the charged particle multiplicity measured by two stations of silicon strip detectors (MSD) which sample the pseudorapidity intervals $2 < \eta < 3$ and $3 < \eta < 4$.

3. Data analysis

The results presented in this paper are based on the analysis of the full data sample consisting of 460 M events of Pb-Pb collisions.

The strange particle signals are extracted using geometric and kinematic constraints, with a method similar to that used in the WA97 experiment [9]. As an example of the quality of the NA57 data, the invariant mass spectra for Λ^+ , Λ^- , and K_S^0 after all analysis cuts are shown in figure 2. Hyperon and K_S^0 peaks are well centered at the

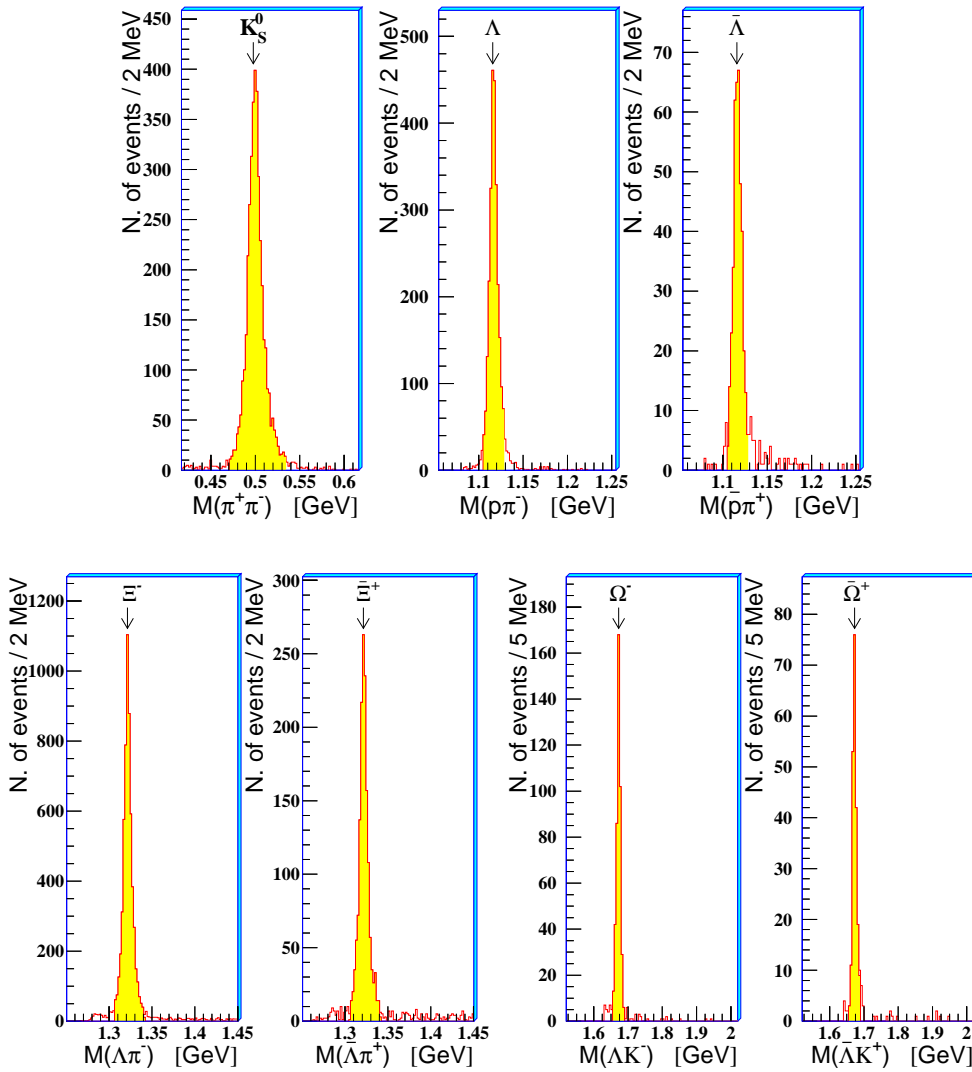


Figure 2. Sample invariant mass spectra for Λ^+ , Λ^- , and K_S^0 .

PDG values [10] with FWHM of about 10 MeV (15 MeV for the K_S^0).

Although the mass spectra show very low background, a detailed study of the residual combinatorial background has been performed for the high statistics samples (K_S^0 , $\bar{\Lambda}$, and $\bar{\Xi}$) using the method of event mixing. Fake Λ^+ , $\bar{\Lambda}$, or K_S^0 (V^0) candidates are built by pairing all the negative particles from one event with all the positive ones from

a different event, selecting events which are close in multiplicity. Then the fake V^0 s from mixed events are processed with reconstruction and analysis programs, like real events. In this way we obtain a good description of the combinatorial background. The absolute normalization is fixed by the number of pairs of oppositely charged particles in real and mixed events. Figure 3 shows the $\pi^+\pi^-$ invariant mass distribution for real and mixed events before (left) and after (right) the application of the analysis cuts. The

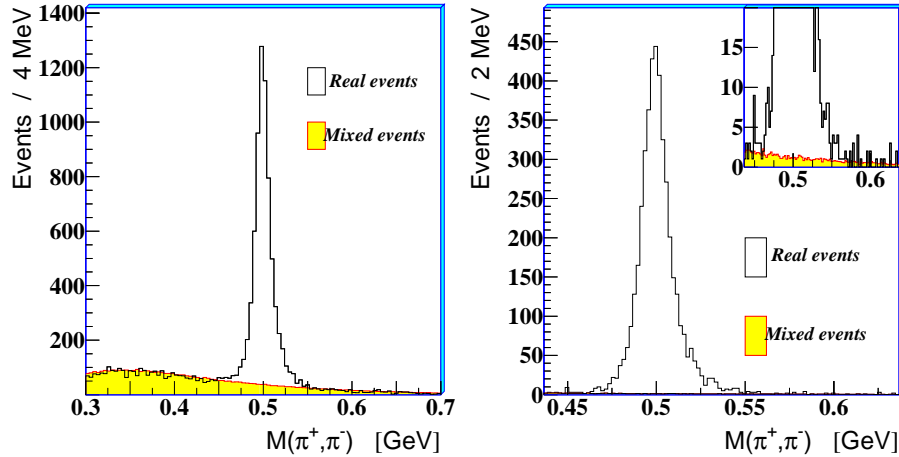


Figure 3. The $\pi^+\pi^-$ invariant mass distribution for real and mixed events before analysis cuts (left) and after analysis cuts (right). The inset in the right plot is a zoom on the vertical axis.

total amount of combinatorial background is estimated to be 0.7% , 0.3% and 1.2% for K_S^0 , \bar{K}^0 and \bar{K}^0 , respectively. We therefore neglect it. Additional details of this method can be found in reference [11].

The estimates of the $\pi^+\pi^-$ and $\pi^0\pi^0$ background, evaluated with a similar technique, are less than 4% and 6% , respectively. They have also been neglected for this analysis.

For each particle species we define the η acceptance window using a Monte Carlo simulation of the apparatus, in order to exclude the borders where the systematic errors are more difficult to evaluate. The acceptance regions are shown in figure 4. For all hyperons, the acceptance window for particle and antiparticle are the same, due to the reflection symmetry of our apparatus with respect to the magnetic field direction. As a further check, the orientation of the magnetic field was periodically inverted.

All data are corrected for geometrical acceptance and for detector and reconstruction inefficiencies on a event by event basis, with the following procedure:

- for each reconstructed particle a sample of Monte Carlo particles is generated with the same measured rapidity y and transverse momentum p_T , random azimuthal angle and the primary vertex position generated randomly within the target according to the measured beam profile;

- the Monte Carlo particles are traced through a simulation of the apparatus x based x Silicon pixel detector efficiencies are accounted for chip-by-chip. Each chip contains 2032 or 1006

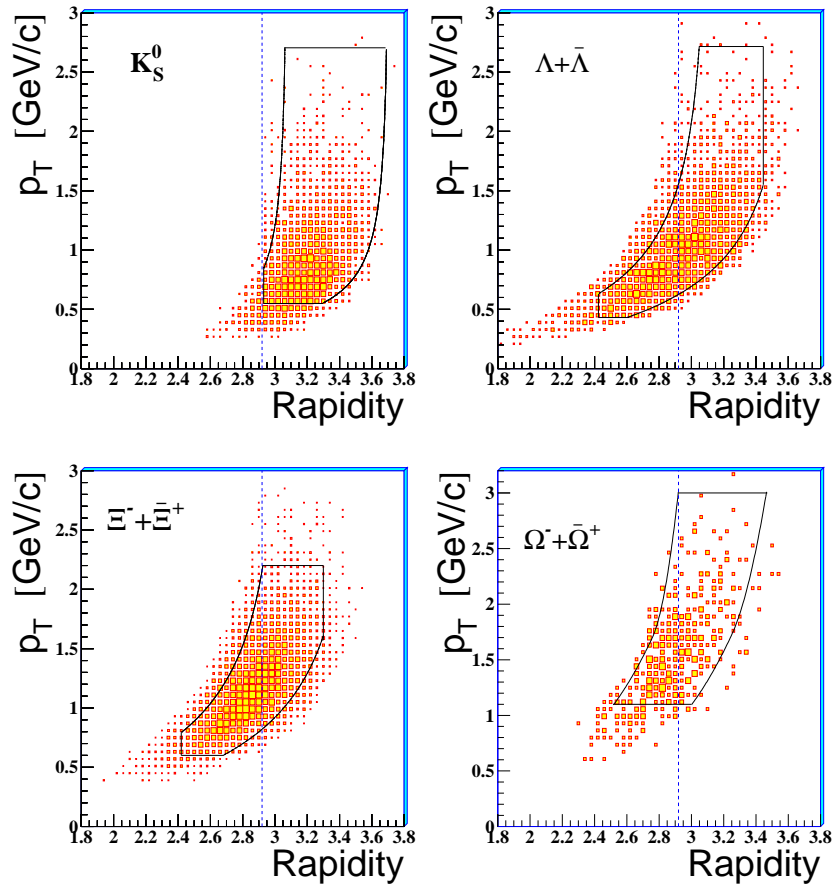


Figure 4. The $y(p_T$ acceptance windows superimposed to the data samples. Dashed lines show the position of mid-rapidity ($y_{cm} = 2.92$).

on GEANT [12] allowing them to decay according to their life times and random internal decay angles.

the hits of the decay tracks are merged with those of a real event | with a hit multiplicity close to that of the original event | in order to account for background tracks and electronic noise;

the merged event is processed through the NA 57 reconstruction and analysis chain; the weight to be associated with the real event is calculated as the ratio of the number of Monte Carlo generated events to the number of Monte Carlo events successfully reconstructed and retained by all analysis selection criteria.

It has been checked that the final weights are not sensitive to the experimental smearing in p_T and y .

The simulation used for calculating the correction factors has been checked in detail [13] by comparing real and Monte Carlo distributions for several parameters, and they show good agreement. As an example, we show in figure 5 three such distributions for each sensitive cells (pixels) where the pixel size is, respectively, $50 \times 500 \text{ m}^2$ or $75 \times 500 \text{ m}^2$ [8].

particle species.

The systematic errors on the inverse slopes have been estimated to be about 10% for all the strange particles.

The weighting method described above is CPU intensive; therefore, while each of the reconstructed K_S^0 and \bar{K}_S^0 samples have been individually weighted, for the much more abundant K_S^0 and \bar{K}_S^0 samples we only weighted a small fraction of the total sample in order to reach a statistical accuracy better than the limits imposed by the systematic error. Table 1 shows the strange particle samples collected by NA 57 and those used for the present analysis.

Table 1. Statistics of the strange particle samples used in this analysis (individually weighted) and collected by NA 57 in Pb-Pb collisions at 158 A GeV/c.

Particle	K_S^0	\bar{K}_S^0	Λ	$\bar{\Lambda}$	Σ	$\bar{\Sigma}$	Ξ	$\bar{\Xi}$
weighted	3340	2350	2718	5858	1522	432	192	
collected	400	400	50	1	1	1	1	

The charged particle multiplicity distribution, which is shown in figure 6, has been divided into five centrality classes (0,1,2,3,4), class 0 being the most peripheral and class 4 the most central. The drop at low multiplicities is due to the centrality selection applied at the trigger level. The fractions of the inelastic cross-section for the five classes, calculated assuming a total cross section of 726 barn, are given in table 2.

Table 2. Centrality ranges for the five classes defined in figure 6.

Class	0	1	2	3	4
$\sigma_{inel} (\%)$	53{40	40{23	23{11	11{4.5	4.5{0

The procedure for the measurement of the multiplicity distribution and the determination of the collision centrality for each class is described in reference [14].

4. Inverse slopes of the transverse mass spectra

The double-differential $(y; m_T)$ distribution for each particle species has been parametrized using the expression

$$\frac{d^2N}{m_T dm_T dy} = f(y) \exp\left(-\frac{m_T}{T_{app}}\right) \quad (2)$$

assuming the rapidity distribution to be flat within our acceptance region ($f(y) = \text{const}$). The inverse slope parameter T_{app} ("apparent temperature") has been extracted by means of a maximum likelihood fit of equation 2 to the data. As discussed in the next section, this apparent temperature is interpreted as due to the thermal motion

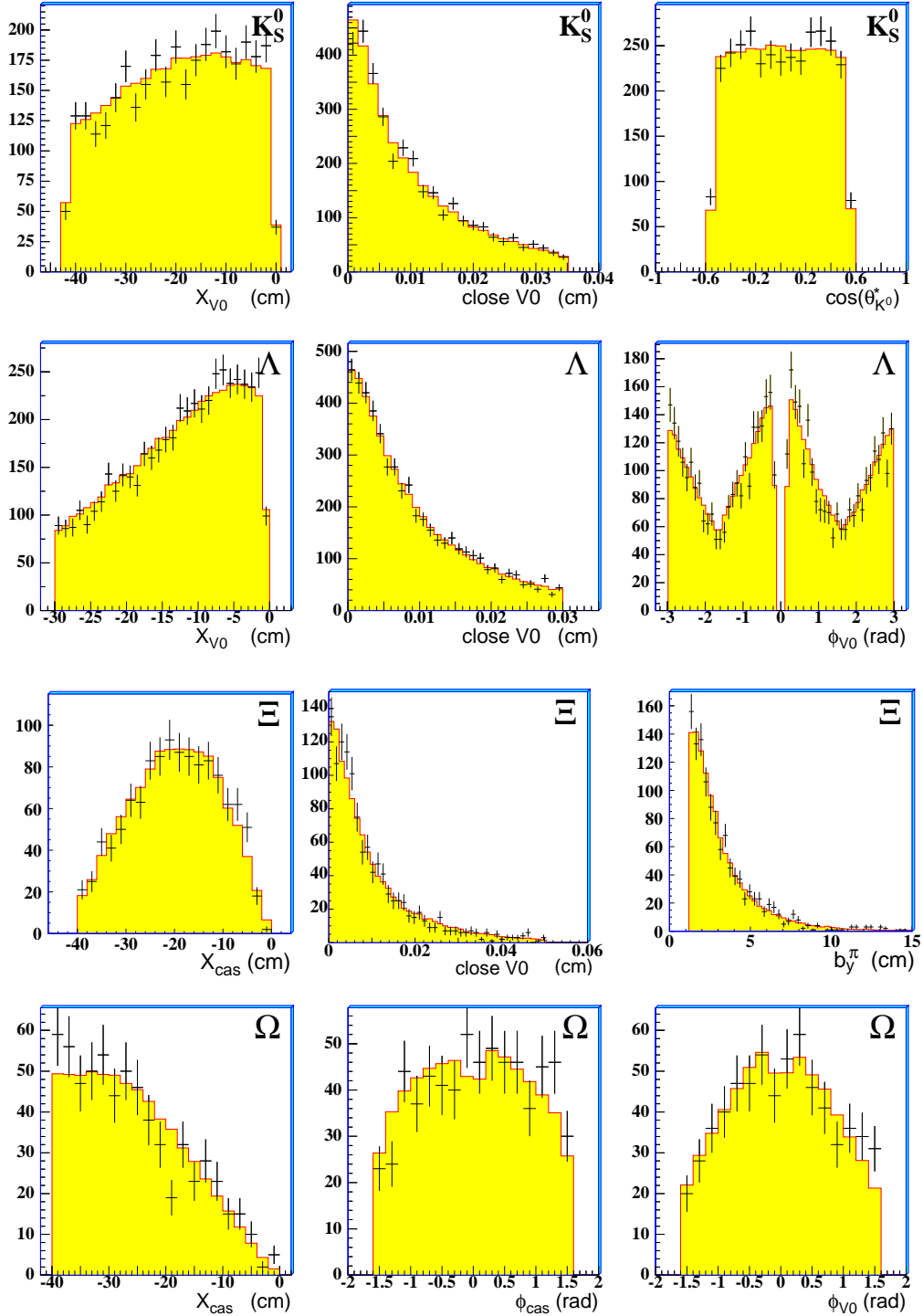


Figure 5. Comparison between real (points with error bars) and Monte Carlo (full lines) distributions. 1st row, K_S^0 : the decay length of the K_S^0 ; the closest distance in space (close parameter) between the extrapolated $+$ and $-$ tracks coming from the K_S^0 decay; the cosine of $\theta_{K^0}^*$, the angle between the $+$ and $-$ lines of flight, in the K_S^0 reference system. 2nd row, Λ : the decay length of the Λ ; the close parameter between the extrapolated p and \bar{p} ; the azimuthal decay angle ϕ_{V0} . 3rd row, Ξ : the decay length of the Ξ ; the close of the Ξ coming from the Ξ ; the impact parameter. 4th row, Ω : the decay length of the Ω ; the azimuthal decay angle in the Ω decay; the azimuthal decay angle in the subsequent Ξ decay.

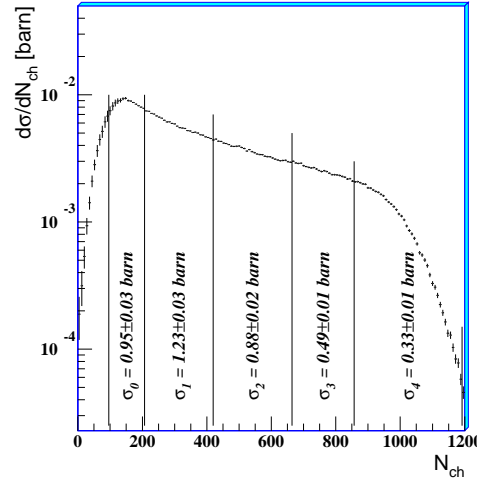


Figure 6. Charged particle multiplicity distribution and limits of the five centrality classes. For each class the corresponding cross-section is indicated.

coupled with a collective transverse flow of the recoil components assumed to be in thermal equilibrium.

In the fits of the K_S^0 and Λ particle spectra, the lower limit for the accepted transverse momentum was chosen to be 1.4 GeV/c. This choice allows us to exclude a possible instrumental bias at low p_T for Λ . The values of the transverse expansion velocity and of the freeze-out temperature obtained within the blast-wave model (see section 5) do not depend significantly on the choice of the lower limit.

The $1/m_T dN/dm_T$ distributions for strange particles measured for the full centrality range under consideration are shown in figure 7. The shapes of all spectra are well described by exponential functions. In the next section, we exploit the deviations from the exponential in order to disentangle the transverse flow from the thermal motion. The inverse slope parameters T_{app} of the transverse mass spectra are given in table 3. They are in agreement within the errors with those measured over a smaller centrality range (about the 40% most central inelastic Pb-Pb cross-section) by the WA97 experiment [15].

Table 3. Inverse slope parameter T_{app} (MeV) of the strange particles in the full centrality range (0-4). The first error is statistical, the second one systematic.

K_S^0			Λ			Σ^+		
237	4	24	289	7	29	287	6	29
Λ			Σ^+			Σ^0		
297	5	30	316	11	30	264	19	27
Σ^0			Σ^-			Λ		
284	28	27	284	28	27	284	28	27

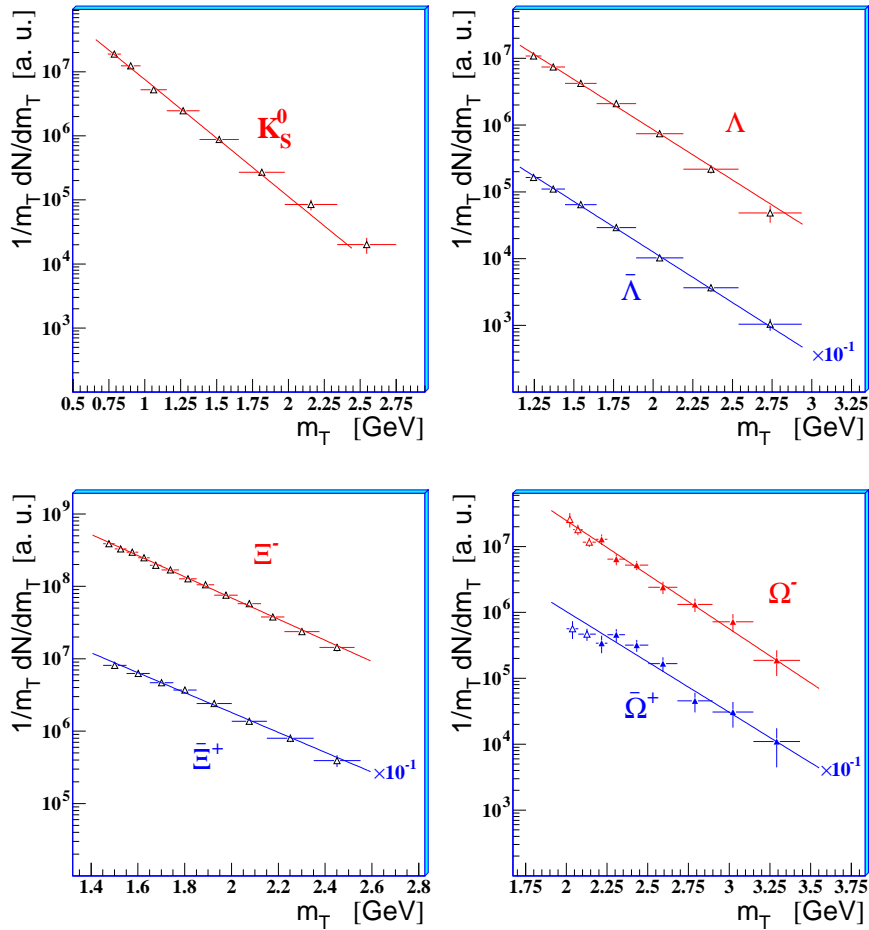


Figure 7. Transverse mass spectra of strange particles for the 53% most central Pb-Pb cross-section. The superimposed exponential functions have inverse slopes equal to the T_{app} values obtained from the maximum likelihood best fits. In the Ω^- and Ω^+ spectra, the open points have not been used in the best fit calculation.

A compilation of data on the m_T inverse slopes as a function of the particle mass in Pb-Pb interactions at 158 A GeV/c is shown in figure 8.

As already found by the WA97 experiment, the inverse slopes of the hyperon and of the Ξ fall below the line drawn through the Λ , K and proton points. This observation has been interpreted as due to an early freeze-out of multi-strange hadrons [28].

NA 49 results are taken from the following references: Λ , K and K^+ from [16]; K_S^0 from [17]; Ξ^+ , p and \bar{p} from [18]; Ξ^- from [19]; and $\bar{\Xi}^-$ from [20]; and Ξ^{*+} from [21]; and Ξ^{*-} from [22]; deuteron from [23]. NA 44 results are collected for Λ , Ξ^+ , K, K^+ , p, \bar{p} from reference [24] and for the deuteron from reference [25]. The point at $m_T \approx 3.1$ GeV/c² corresponds to the NA 50 determination of a thermal spectrum for the J=1 charmonium state [26]. The J=0 spectra are fitted using a modified Bessel function, namely $1 = T \cdot m_T^2 \cdot K_1(m_T = T)$; this yields an inverse slope $T = 255 \pm 4$ MeV (the value showed in figure 8) for the most central collisions, which is smaller by about 5{10 MeV than the one obtained with the exponential function [26]. Finally the NA 50 inverse slopes for the Ξ^{*+} and vector mesons are taken from reference [27].

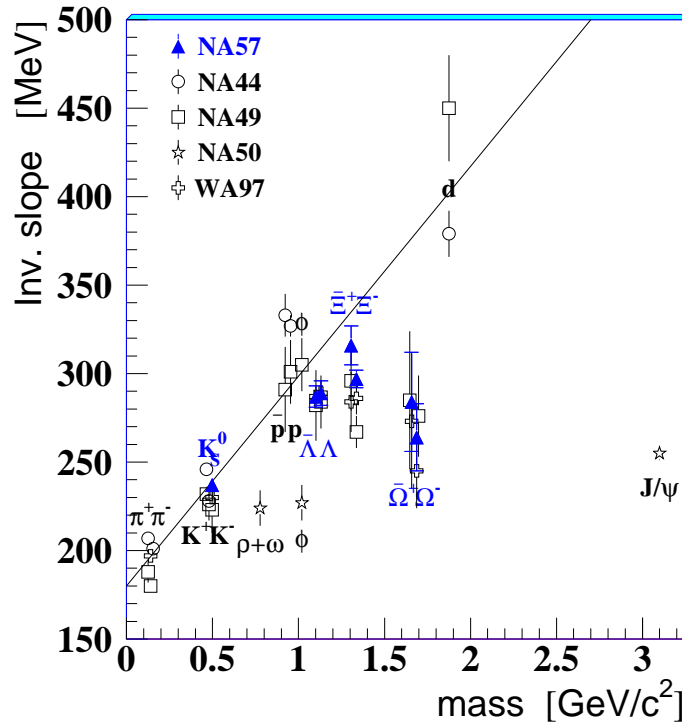


Figure 8. Inverse slopes as a function of the particle rest mass in Pb-Pb interactions at 158 A GeV/c (see text for references). Only statistical errors are shown. The line through π , K and proton is shown to guide the eye.

4.1. Centrality dependence

We have fitted the weighted data by equation 2 separately for each of the v_m multiplicity classes indicated in figure 6. In order to reduce the statistical errors, the π^+ and π^- samples have been divided into only three centrality classes instead of five: 0 + 1, 2 and 3 + 4. The $1/m_T dN/dm_T$ spectra are shown in figure 9 together with the exponential functions having inverse slopes as obtained from the maximum likelihood fit. The numerical values of the inverse slopes are given in table 4. An increase of the inverse slopes with the centrality is observed in Pb-Pb for π^+ , π^- and possibly also for \bar{p} .

Inverse slopes for p-Be and p-Pb collisions as measured by WA97 [29] are also given in table 4. In central and semi-central Pb-Pb collisions (i.e. classes 1 to 4) one observes baryon-antibaryon symmetry in the shapes of the spectra: this can be seen in the values of the inverse slopes which are compatible for each hyperon and its antiparticle. This symmetry is not observed in p-Be collisions.

The similarity of baryon and antibaryon m_T slopes observed in Pb-Pb suggests that strange baryons and antibaryons are produced by a similar mechanism in nuclear collisions.

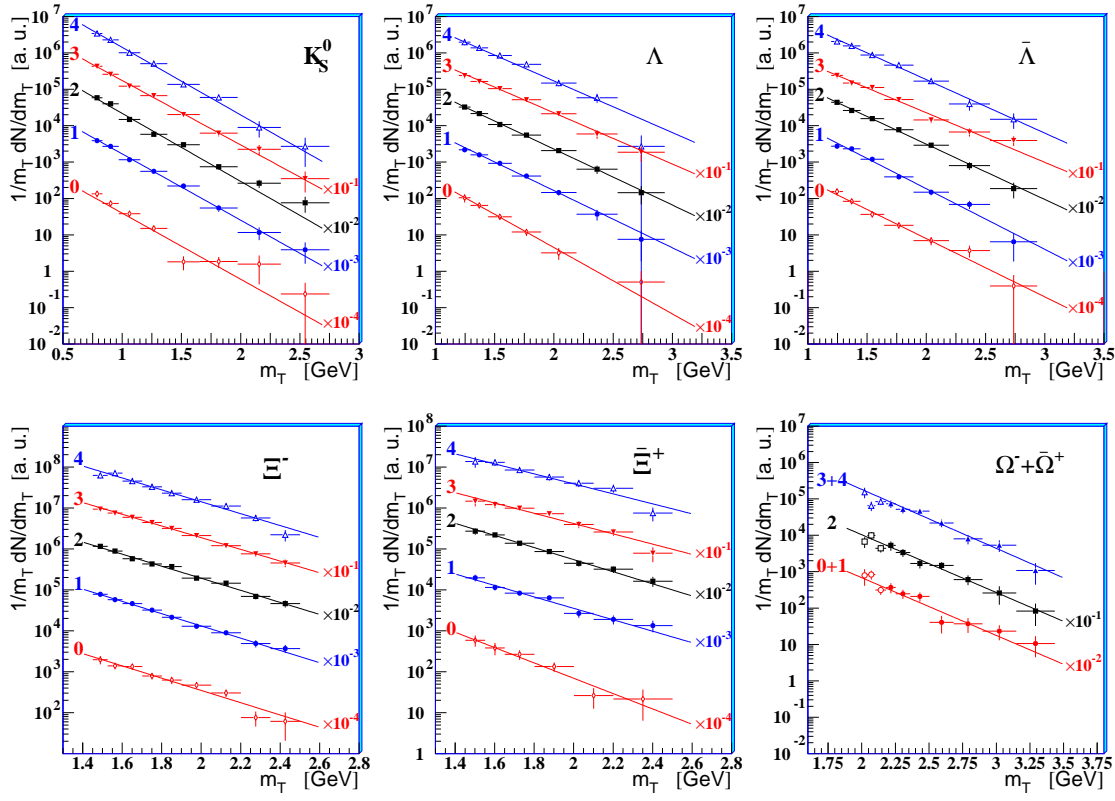


Figure 9. Transverse mass spectra of the strange particles for the five centrality classes of Figure 6. For each species, class 4 is displayed uppermost and class 0 lowermost. In the Ξ^- and Ξ^+ spectra, the open points have not been used in the best fit calculation.

Table 4. Inverse m_T slopes (MeV) of the strange particle distributions for the five Pb-Pb centrality classes, and for p-Be and p-Pb interactions [29]. Only statistical errors are shown. In Pb-Pb, systematic errors are assumed to be independent of centrality.

	p-Be	p-Pb	Pb-Pb														
			0		1		2		3		4						
K_S^0	197	217	239	239	282	283	295	304	346	244	234	315	305	295	313	346	268
—	180	196	237	274	274	295	295	304	346	244	234	315	305	295	313	346	268
—	157	183	277	264	274	295	295	304	346	244	234	315	305	295	313	346	268
—	202	235	290	290	295	295	295	304	346	244	234	315	305	295	313	346	268
—	182	224	232	311	294	294	294	346	346	244	234	315	305	295	313	346	268
—	169	334	274	274	274	274	274	346	346	244	234	315	305	295	313	346	268

5. Blast-wave description of the spectra

In this section we use the statistical hadronization model of reference [5] to describe the strange particle spectra discussed above. The model assumes that particles decouple

from a system in local thermal equilibrium with temperature T , which expands both longitudinally and in the transverse direction; the longitudinal expansion is taken to be boost-invariant and the transverse expansion is defined in terms of a transverse velocity field. Finally, the statistical distributions are approximated by the Boltzmann distribution.

The blast-wave model predicts a double differential cross-section for a particle species j of the form :

$$\frac{d^2N_j}{m_T dm_T dy} = A_j \int_0^{R_G} m_T K_1 \frac{m_T \cosh}{T} I_0 \frac{p_T \sinh}{T} r dr \quad (3)$$

where $\psi(r) = \tanh^{-1} \beta(r)$, K_1 and I_0 are two modified Bessel functions and A_j is a normalization constant. With respect to a cylindrical reference system (r, ϕ, z, t) , the freeze-out hypersurface is constrained by $0 \leq r \leq R_G$, $0 \leq \phi \leq 2\pi$ and $\partial t_f = \partial r = 0$; the last condition assumes that the particles decouple suddenly from the whole transverse profile of the reball at time t_f . In these expressions R_G is the transverse geometric radius of the source.

In case of a peripheral collision, the azimuthal symmetry is evidently broken; however it is recovered when considering the m_T spectrum of particles accumulated over many events with random impact parameters, which is our approach.

The transverse velocity field $\beta(r)$ can be parametrized according to a power law :

$$\beta(r) = s \frac{r^n}{R_G} \quad r \leq R_G \quad (4)$$

With this type of profile the numerical value of R_G does not influence the shape of the spectra but just the absolute normalization (i.e. the A_j constant). Once the transverse flow profile (i.e. equation 4) has been fixed, the shape of each spectrum is determined by the temperature, the velocity of the transverse expansion and the mass of the particle. The parameters which can be extracted from a fit of equation 3 to the experimental spectra are thus the thermal freeze-out temperature T and the surface transverse flow velocity s . In order to compare results from different profile hypotheses, corresponding to different values of the exponent n in equation 4, the average transverse flow velocity can be used instead. Assuming a uniform particle density, the average is [30]:

$$\langle \beta \rangle = \frac{2}{2+n} s \quad (5)$$

5.1. Global fits to the spectra using different flow velocity profiles

Preliminary NA 57 results of the blast-wave model were presented [31] using a constant ($n = 0$) velocity profile, for the purpose of comparison with the NA 49 analysis [32]. In

z A more sophisticated averaging can be achieved by incorporating not only the transverse geometry of the model but also the phase space density of particles [30]. According to this definition, $\langle \beta \rangle$ is also a function of T and it differs from the values calculated according to equation 5 by 2% if $n = 1=2$, by 5% if $n = 1$ and by 10% if $n = 2$; obviously for $n = 0$, $\langle \beta \rangle = s$ independently of the average definition.

the following, we will adopt primarily the linear ($n = 1$) r -dependence of the transverse flow velocity. In fact, a constant flow profile description of the transverse expansion is internally inconsistent, because the outermost fluid elements of the expanding reball should have travelled faster than the innermost ones: $\langle v_T \rangle > \langle v_T \rangle$ if $r_1 > r_2$. On the other hand, the quadratic profile ($n = 2$) is disfavoured by data, as will be shown below. We also consider the $n = 1=2$ profile which has been suggested to resemble closely the solution of the full hydro-dynamical calculation [33].

The global fit of equation 3 with $n = 1$ to the data points of all the measured strange particle spectra is shown in figure 10; it successfully describes all the distributions with $\chi^2/\text{ndf} = 37.2/48$, yielding the following values for the two parameters T and $\langle \beta_T \rangle$:

$T = 144 \pm 7(\text{stat}) \pm 14(\text{syst}) \text{ MeV}$; $\langle \beta_T \rangle = 0.381 \pm 0.013(\text{stat}) \pm 0.012(\text{syst})$:

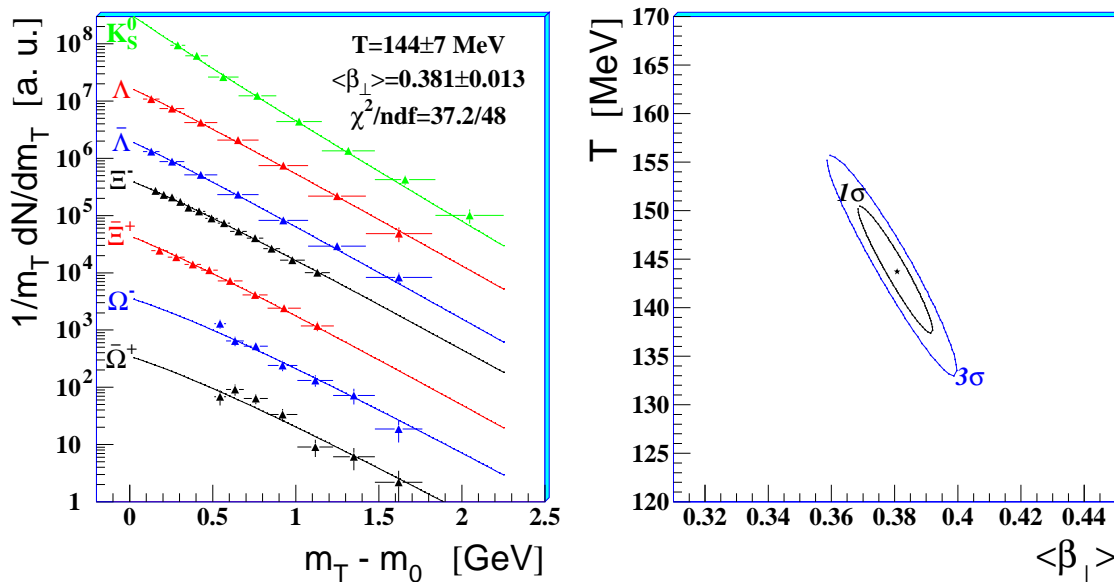


Figure 10. Blast-wave fit to the spectra with a linear profile (left); corresponding 1 and 3 confidence level contours in the $\langle \beta_T \rangle$ - T plane (right).

The T and $\langle \beta_T \rangle$ parameters are found to be statistically anti-correlated, as can be seen from the confidence level contours shown in figure 10. Conversely, the systematic errors on T and $\langle \beta_T \rangle$ are found to be correlated and they are estimated to be 10% and 3%, respectively.

The results of the fits with all the four profile hypotheses are given in table 5. The three profiles $n = 0$, $n = 1=2$ and $n = 1$ yield similar values of the freeze-out temperatures and of the average transverse flow velocities, with good values of χ^2/ndf . The quadratic profile is disfavoured by our data.

For m_T sufficiently larger than the particle mass m_0 , the inverse slope T_{app} is expected to be independent of m_0 [6]. In the non-relativistic regime ($p_T < m_0$) T_{app} is expected to increase with the rest mass of the particle; e.g. in reference [34] it has

Table 5. Results of the blast-wave model fit using different transverse flow profiles. The quoted errors are statistical. The systematic errors on the temperature and on the velocities are estimated to be about 10% and 3%, respectively, for all the four profiles.

	n = 0	n = 1=2	n = 1	n = 2
T (MeV)	158.6	152.6	144.7	151.11
v_s	0.396 0.015	0.493 0.016	0.571 0.019	0.633 0.028
$\langle \beta^2 \rangle$	0.396 0.015	0.394 0.013	0.381 0.013	0.316 0.014
χ^2_{ndf}	39.6=48	36.9=48	37.2=48	68.0=48

been derived that $T_{\text{app}} = T + \frac{1}{2}m_0 \langle \beta^2 \rangle$: the larger the mass of the particle the more pronounced the flattening of the spectra at low m_T . The deviations from exponential behaviour are larger for large flows and at low m_T . Due to its light mass, the K_S^0 spectrum is predicted by the model, and indeed observed, to be steeper at low m_T . Such behaviour is illustrated in figure 11 where we compute the "local" inverse slope, i.e. the inverse slope T_{app} of the exponential function $\exp(-m_T/T_{\text{app}})$ which is tangent to the blast-wave curve, as a function of $m_T - m_0$. Pions, which in principle would be an even better probe for this behaviour, are unfortunately affected by resonance decays (at low p_T) which cannot be neglected [35, 36].

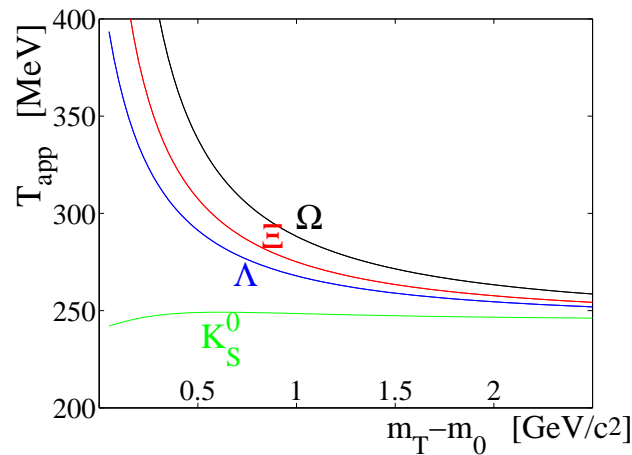


Figure 11. Local inverse slopes according to the blast-wave model using the $n = 1$ transverse profile.

The particles have been divided into two groups | those which share valence quarks with the nucleons and those which do not | since it is known that the particles of the two groups may exhibit different production features. The fit procedure has been repeated separately for the two groups ($n = 1$ case) and the results are given in table 6. They suggest common freeze-out conditions for the two groups. Since the interaction cross-sections for the particles of the two groups are quite different, this finding would

Table 6. Thermal freeze-out temperature (T), surface (r_s) and average ($\langle v_T \rangle$) transverse flow velocity in the full centrality range, assuming a linear transverse profile ($n = 1$). The first error is statistical, the second one systematic.

particles	T (MeV)	r_s	$\langle v_T \rangle$	χ^2_{ndf}
K_S^0, Λ, Σ^0	146 8 14	0.564 0.023 0.018	0.376 0.015 0.012	18.1=23
$\Lambda^-, \Sigma^-, \Sigma^+$	130 28 14	0.604 0.048 0.018	0.403 0.032 0.012	18.5=23

suggest limited importance of final state interactions (i.e. a rapid thermal freeze-out) and a similar production mechanism. A similar conclusion concerning the evolution of the system was reached from the study of the HBT correlation functions of negative pions [37, 38, 39].

It has been suggested [28], based on WA97 results on the hyperon m_T slopes compatible with those discussed in section 4, that the thermal freeze-out occurs earlier for Λ and possibly for Σ than for particles of strangeness 0, due to the low scattering cross-sections for Λ and Σ . The 1 σ contours of the separate blast wave fits for singly and multiply strange particles are shown in figure 12. Both groups of particles are compatible with the global fit determination. However, the fit for the multiply strange particles is statistically dominated by the Λ ; in fact the Σ contour remains essentially unchanged when fitting the Λ alone. Therefore we can only conclude that the Λ undergoes a thermal freeze-out which is compatible with that of Λ and K_S^0 .

Due to the lower statistics of the Σ , from its spectrum alone it was not possible to extract significant values for the two freeze-out parameters, as can be done for the Λ . Any possible deviation of the Σ from the observed common freeze-out undergone by K_S^0 , Λ and Σ can only be inferred from the integrated information of the Σ spectrum, i.e. from its inverse slope.

In figure 13 we plot the inverse slopes of figure 8 superimposing the blast-wave model results. The full lines represent the blast-wave calculations when fitting the m_T spectrum of a particle, as a function of mass, in the common range $0.05 < m_T - m_0 < 1.50$ GeV/c², for two different freeze-out conditions: absence of transverse flow ($\langle v_T \rangle = 0$) and our best fit determination. The inverse slope is also a function of the $m_T - m_0$ range where the fit is performed. This dependence is stronger for heavier particles (see figure 11). Therefore we have also computed the blast-wave inverse slopes of K_S^0 , Λ , and Σ spectra in the $m_T - m_0$ ranges of NA 57 (closed circles in figure 13). The measured inverse slopes of Σ show a deviation from the global trend of the other strange particles.

5.2. Centrality dependence

We have performed the global fit to the spectra for each of the five centrality classes defined in section 3. In figure 14 we show the 1 σ confidence level contours in the $\langle v_T \rangle$ vs T plane as obtained for the $n = 1$ profile. The numerical values of the fit

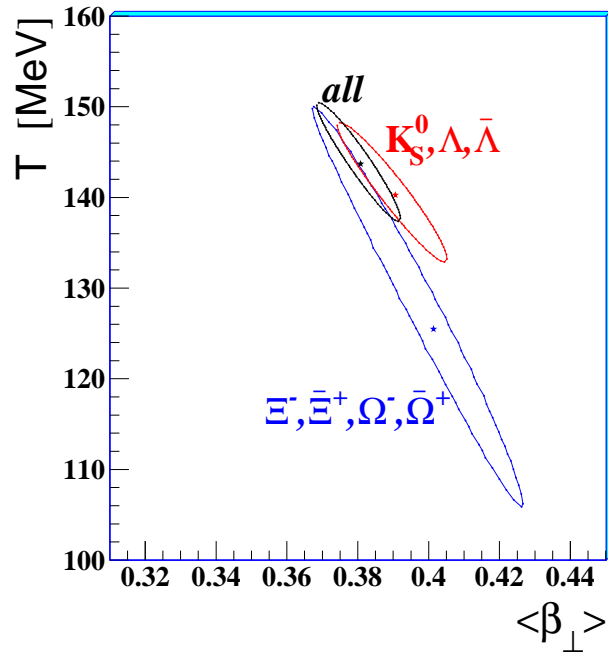


Figure 12. The thermal freeze-out temperature vs average transverse flow for the blast-wave fits ($n = 1$ profile) to multiply and singly strange particle spectra. The 1 σ contours are shown, with the marker indicating the optimal fit location. The global fit contour (all) is also shown.

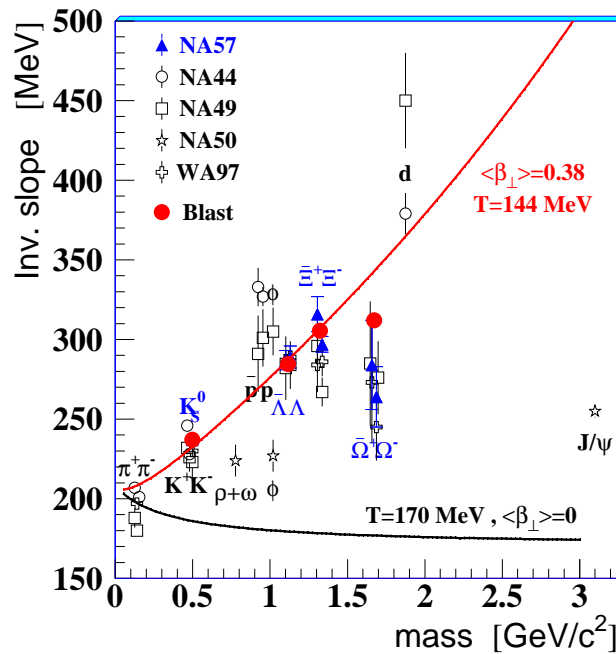


Figure 13. Prediction of the blast-wave model for inverse slopes (see text for details).

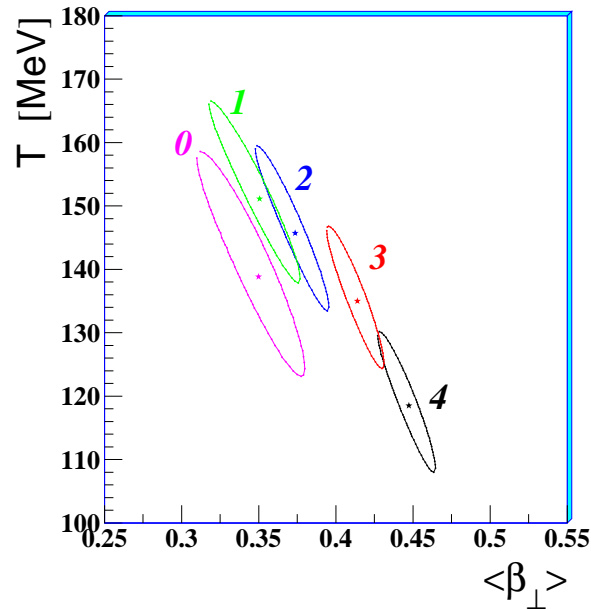


Figure 14. The 1 confidence level contours from fits in each centrality class.

parameters are given in table 7. The observed trend is as follows: the more central the collisions the larger the transverse collective flow and the lower the final thermal freeze-out temperature. The higher freeze-out temperature for peripheral collisions may be interpreted as the result of an earlier decoupling of the expanding system.

A similar centrality dependence of the freeze-out parameters has been observed by the PHENIX experiment in Au-Au collisions at $\sqrt{s_{NN}} = 130$ GeV from the blast-wave analysis of π , K, p and \bar{p} spectra [40]. In particular, PHENIX has measured $T = 121 \pm 4$ MeV, $\langle \beta_{\perp} \rangle = 0.47 \pm 0.01$ with $\chi^2/\text{ndf} = 34.0/40$ for the most central 5% of the Au-Au cross-section and $T = 140 \pm 4$ MeV, $\langle \beta_{\perp} \rangle = 0.39 \pm 0.01$ with $\chi^2/\text{ndf} = 68.9/40$ for peripheral collisions (30-60% centrality, which corresponds roughly to the NA 57 class 0). For the same colliding system, the STAR experiment has also determined [41] the thermal freeze-out for central collisions (see table 7): STAR results would suggest a rather earlier decoupling of the multi-strange with respect to non-strange and singly strange particles at RHIC energy.

We also quote the result of our fit for the most central class, when the $n = 0$ profile is assumed: $T = 134 \pm 10 \pm 13$ MeV, $\langle \beta_{\perp} \rangle = 0.457 \pm 0.025 \pm 0.014$ and $\chi^2/\text{ndf} = 47.2/43$. This result is found to be consistent within two standard deviations with that from a similar analysis performed by NA 49x assuming the constant profile hypothesis [32].

In table 7 we also make a comparison with results from different measurements which exploit the p_T dependence of the HBT correlation functions of negative pions [37, 38, 39]. The thermal freeze-out temperatures and transverse flow velocities are found to be in

^z In the PHENIX analysis, statistical and systematic errors are added in quadrature before the fit.

^x The NA 49 centrality ranges are 0-5% for K and π , 0-10% for p, and \bar{p} , and 0-20% for Λ .

Table 7. Thermal freeze-out temperature and transverse flow velocity in the various centrality classes, assuming a linear transverse profile ($n = 1$). Only statistical errors are quoted; the systematic errors on T and $\langle v_T \rangle$ are estimated to be 10% and 3%, respectively. We also give the blast-wave determinations of T and $\langle v_T \rangle$ by the NA 49 experiment in Pb-Pb collisions at 158 A GeV/c [32], and by the PHENIX and STAR experiments in Au-Au collisions at $\sqrt{s_{NN}} = 130$ GeV [40, 41]. Finally, we quote the measurements by the NA 49 [37], WA 97 [38] and CERES [39] experiments which use HBT correlation combined with information from h and/or deuterium single particle spectra.

Exp.	$\eta_{inel} \%$	$\sqrt{s_{NN}}$	technique	T (MeV)	$\langle v_T \rangle$	χ^2_{ndf}
NA 57	40-53	17.3	this analysis, $n = 1$	139 25	0.35 0.04	33.2=35
NA 57	23-40	17.3	this analysis, $n = 1$	151 15	0.35 0.03	42.3=42
NA 57	11-23	17.3	this analysis, $n = 1$	146 17	0.37 0.03	41.3=43
NA 57	4.5-11	17.3	this analysis, $n = 1$	135 14	0.41 0.02	31.8=41
NA 57	0-4.5	17.3	this analysis, $n = 1$	118 13	0.45 0.02	52.7=43
NA 49	0-5,10,20	17.3	$K^+, p, \bar{p}, \bar{n}, \bar{\Lambda}, \bar{\Sigma}^+, \bar{\Sigma}^0, n = 0$	127 4	0.48 0.01	118=43
NA 49	0-5,10,20	17.3	$K^-, \bar{p}, \bar{n}, \bar{\Lambda}, \bar{\Sigma}^-, \bar{\Sigma}^0, n = 0$	122 2	0.48 0.01	46=41
PHENIX	60-92	130	$K^+, p, \bar{p}, n = 1$	161^{+19}_{-12}	$0.16^{+0.16}_{-0.2}$	36.3=40
PHENIX	30-60	130	$K^+, p, \bar{p}, n = 1$	140 4	0.39 0.01	68.9=40
PHENIX	15-30	130	$K^+, p, \bar{p}, n = 1$	134 2	0.43 0.01	36.2=40
PHENIX	5-15	130	$K^+, p, \bar{p}, n = 1$	125 2	0.46 0.01	34.7=40
PHENIX	0-5	130	$K^+, p, \bar{p}, n = 1$	121 4	0.47 0.01	34.0=40
STAR	0-10	130	$\bar{p}, \bar{n}, n = 1=2$	182 29	0.42 0.06	13=15
STAR	0-10	130	$K^+, p, \bar{p}, n = 1=2$	103 7	0.57 0.01	
NA 49	0-3	17.3	HBT + h + d	120 12	0.55 0.12	
WA 97	25-40	17.3	HBT + h	140^{+26}_{-13}	$0.30^{+0.09}_{-0.16}$	
WA 97	12-25	17.3	HBT + h	121^{+15}_{-11}	$0.47^{+0.07}_{-0.10}$	
WA 97	5-12	17.3	HBT + h	117^{+16}_{-11}	$0.48^{+0.08}_{-0.11}$	
WA 97	0-5	17.3	HBT + h	120^{+15}_{-11}	$0.46^{+0.07}_{-0.10}$	
CERES	15-30	17.3	HBT	fixed at 120	$0.49^{+0.06}_{-0.06}$	
CERES	10-15	17.3	HBT	fixed at 120	$0.53^{+0.06}_{-0.05}$	
CERES	5-10	17.3	HBT	fixed at 120	$0.46^{+0.04}_{-0.04}$	
CERES	0-5	17.3	HBT	fixed at 120	$0.55^{+0.03}_{-0.03}$	

good overall agreement with those extracted from the blast-wave fits.

6. Conclusions

We have analysed the transverse mass spectra of high statistics, high purity samples of K_S^0 , Λ , and Σ particles produced in Pb-Pb collisions at 158 A GeV/c over a wide range of collision centrality (the most central 53% of the Pb-Pb inelastic cross-section).

The inverse slopes agree with those measured by WA 97. For each hyperon species, the m_T slope is found to be in good agreement with that of the antiparticle. An increase of the inverse slopes with the collision centrality is observed for Λ and $\bar{\Lambda}$.

The analysis of the transverse mass spectra at 158 A GeV/c in the framework of the blast-wave model suggests that after a central collision the system expands explosively;

the system then freezes-out when the temperature is of the order of 120 MeV with an average transverse flow velocity of about one half of the speed of light. Particles with and without valence quarks in common with the nucleon appear to have a similar behaviour. The inverse slope of the Λ particle deviates from the prediction of the blast-wave model tuned on the other strange particles (K_S^0 , Σ and Ξ). Thermal freeze-out conditions (i.e. temperature and transverse flow velocity) are found to be similar to those measured at RHIC energy for singly strange and non strange particles, in both central and peripheral collisions; conversely the temperature measured for the multiply strange Ω is significantly larger at RHIC. Finally, the results on the centrality dependence of the expansion dynamics indicate that with increasing centrality the transverse flow velocity increases and the final temperature decreases.

Acknowledgments

We are grateful to U Heinz, J Rafelski, B Tomasik and U A Wiedemann for useful comments and fruitful discussions.

References

- [1] Cabibbo N and Parisi G 1975 Phys. Lett. B 59 67
- [2] Andersen E et al. 1999 Phys. Lett. B 449 401
Antinori F et al. 1999 Nucl. Phys. A 661 130c
- [3] Rafelski J and Muller B 1982 Phys. Rev. Lett. 48 1066
Rafelski J and Muller B 1986 Phys. Rev. Lett. 56 2334
- [4] Calviandro R et al., NA57 proposal, 1996 CERN/SPSLC 96-40, SPSLC/P 300
- [5] Schnedermann E, Sollfrank J and Heinz U 1993 Phys. Rev. C 48 2462
- [6] Schnedermann E, Sollfrank J and Heinz U 1994 Phys. Rev. C 50 1675
- [7] Torrieri G and Rafelski J 2004 J. Phys. G : Nucl. Phys. 30 s557
Torrieri G and Rafelski J 2002 Preprint nucl-th/0212091
- [8] Manzari V et al. 1999 J. Phys. G : Nucl. Phys. 25 473
Manzari V et al. 1999 Nucl. Phys. A 661 761c
- [9] Andersen E et al. 1998 Phys. Lett. B 433 209
Lietava R et al. 1999 J. Phys. G : Nucl. Phys. 25 181
Fini R A et al. 2001 J. Phys. G : Nucl. Phys. 27 375
- [10] Hagiwara K et al. 2002 Phys. Rev. D 66 010001
- [11] Bruno G E et al. 2002 Proceeding of the 37th Rencontres de Moriond, Preprint hep-ex/0207047
Bruno G E 2002 Ph.D. Thesis, University of Bari (Preprint nucl-ex/0402014)
- [12] GEANT, CERN Program Library Long Writeup W 5013
- [13] Fanebust K et al. 2002 J. Phys. G : Nucl. Phys. 28 160
- [14] Carrer N et al. 2001 J. Phys. G : Nucl. Phys. 27 391
- [15] Antinori F et al. 2000 Eur. Phys. J. C 14 633
- [16] Afanasiev S V et al. 2002 Phys. Rev. C 66 054902
- [17] Margetis S et al. 1999 J. Phys. G : Nucl. Phys. 25 189
- [18] Afanasiev S V et al. 1996 Nucl. Phys. A 610 188
- [19] Afanasiev S V et al. 2000 Phys. Lett. B 491 59
- [20] Alber T et al. 1997 J. Phys. G : Nucl. Phys. 23 1817
- [21] Afanasiev S V et al. 2002 Phys. Lett. B 538 275
- [22] Mitrovski M et al. 2004 J. Phys. G : Nucl. Phys. 30 s357

- [23] Afanasiev S V et al. 2000 Phys. Lett. B 486 22
- [24] Bearden I G et al. 2002 Phys. Rev. C 66 044907
- [25] Bearden I G et al. 2002 Eur. Phys. J. C 23 237
- [26] Abreu M C et al. 2001 Phys. Lett. B 499 85
- [27] Quintans C et al. 2001 J. Phys. G : Nucl. Phys. 27 405
- [28] van Hecke H, Sorge H and Xu N 1998 Phys. Rev. Lett. 81 5764
- [29] Fini R A et al. 2001 Nucl. Phys. A 681 141c
- [30] Esumi S, Chapman S, van Hecke H and Xu N 1997 Phys. Rev. C 55 2163
- [31] Bruno G E 2002 Ph.D. Thesis, University of Bari (Preprint nucl-ex/0402014)
Bruno G E et al. 2003 Proceeding of the 38th Rencontres de Moriond, Preprint nucl-ex/0305033
Sandor L et al. 2004 J. Phys. G : Nucl. Phys. 30 s129
- [32] Van Leeuwen M et al. 2003 Nucl. Phys. A 715 165
Friese V et al. 2004 J. Phys. G : Nucl. Phys. 30 s119
- [33] Wiedemann U A, 2003 private communication
- [34] Lee K S, Heinz U and Schnedermann E 1990 Z. Phys. C 48 525
Csorgo T and Lorstad B 1996 Phys. Rev. C 54 1390
- [35] Sollfrank J, Koch P and Heinz U 1990 Phys. Lett. 252 256
- [36] Tomasik B, Wiedemann U A and Heinz U 2003 Heavy Ion Physics 105
- [37] Appelshauser H et al. 1998 Eur. Phys. J. C 2 661
- [38] Antinori F et al. 2001 J. Phys. G : Nucl. Phys. 27 2325
- [39] Adamova et al. 2003 Nucl. Phys. A 714 124
- [40] Adcox K et al. 2003, Preprint nucl-ex/0307010, submitted to Phys. Rev. C
- [41] Adams J et al. 2003, Preprint nucl-ex/0307024, submitted to Phys. Rev. Lett.
Castillo J et al. 2004, J. Phys. G : Nucl. Phys. 30 s181

Preparing an article for publication in an Institute of Physics Publishing journal using L^AT_EX 2^ε

Neil Scriveny and Rom neya Robertson^x

Production Editor, Institute of Physics Publishing, Dirac House, Temple Back,
Bristol BS1 6BE, UK

z Electronic Services Specialist, Institute of Physics Publishing, Dirac House, Temple
Back, Bristol BS1 6BE, UK

Abstract. This document describes the preparation of an article using L^AT_EX 2^ε and `iopart.cls` (the IOP L^AT_EX 2^ε preprint class file). This class file is designed to help authors produce preprints in a form suitable for submission to any of the journals published by Institute of Physics Publishing.

Authors submitting to any IOP journal, i.e. to double-column journals as well as the single-column ones, should follow the guidelines set out here. On acceptance, their source code will be converted to the appropriate journal form at the Institute of Physics Publishing. For the printed version, Times fonts (and Helvetica in double-column journals) will be used instead of the Computer Modern used in the preprint form.

^x To whom correspondence should be addressed (romneya.robertson@iop.org)

1. Introduction

Many authors use \LaTeX to produce their typescripts and we can use the source code to produce the printed version; this gives more rapid publication with a smaller chance of typographical error.

We explain here the procedures and specific requirements for the preparation and presentation of text and illustrations for articles in $\LaTeX 2$ using the IOPP class file `iopart.cls`. We also illustrate `iopart.cls` through its use in the creation of this document. The class file and accompanying documentation are available to all authors and copies can be obtained (free of charge)

from the World Wide Web (<http://www.iop.org/Journals/texstyle>) by downloading zipped files for PCs or tar compressed formats for Unix

from the World Wide Web by using our Author Enquiry Service (<http://www.iop.org/Journals/AES>) to request that the files be sent on disk by contacting the Electronic Services Specialist, Institute of Physics Publishing, Dirac House, Temple Back, Bristol BS1 6BE, UK (esub@ioppublishing.co.uk) and requesting the files be sent by e-mail or on $\frac{3}{2}$ inch PC or Macintosh disk

There are 10 and 12 point versions of the style, but the 12pt version should be used for preprints and is selected by opening the file with the initial line:

```
\documentclass[12pt]{iopart}
```

If the `[12pt]` is omitted the article will be set in 10pt type (i.e. in the same size type as in the printed journal). The 12pt version of the style gives a 'preprint' form with a page width and type size 1.2 times larger than that for normal single-column journals with extra spacing between lines. The page depth is less than 1.2 times the normal page depth so that articles will fit on the page on both A4 and Letter paper. This form is the one required for the initial submission of a typescript for refereeing and copy editing. Authors need not aim to optimize the line and page breaks as they will inevitably change when converted to the final format for printing.

The 10 pt version has the same page dimensions and type sizes as a single-column journal and shows approximately how the text would appear in print. It can also be used to produce camera-ready copy for journal special issues.

Other compatible $\LaTeX 2$ packages can be used if they are available in the normal distribution of $\LaTeX 2$; if it is essential to use a non-standard package then the extra files needed to process the article must also be sent in. Authors should be aware that the final version will be printed on a different page size and using different fonts to the preprint version so that any special effects used should not contain material that is not easily scalable.

We recommend that authors use the IOPP $\LaTeX 2$ class file; however articles prepared using almost any version of \TeX or \LaTeX can be handled (AMSTeX , LAMSTeX , PHYZZX , etc) and authors not using the IOPP style files can submit it

their source code in the way described below. Alterations to the source code will be made in-house by the Production Department in order to conform to IOPP house style and journal format.

We aim to maintain our normal standards for articles published from T_EX and L^AT_EX files so we reserve the right to make small alterations to clarify and improve the English where necessary and to put the article into IOPP house style.

1.1. Double-column journals

Authors writing for double-column journals should also use the IOPP preprint macros. Conversion from the single-column format to the double-column output required for printing will be done by the Production Department at Institute of Physics Publishing.

2. Submitting new articles

2.1. Sending in files for submission to internally refereed journals

Articles for consideration for publication in the journals listed in table 1 may be submitted electronically without the need to supply hard copies of the manuscript. Those journals are refereed internally. Articles for consideration by all other IOPP journals must be submitted in hard copy form. Electronic files can then be sent in on acceptance or when requested by the editor.

Authors are asked to prepare their articles using the 12pt style and submit by World Wide Web upload, e-mail, FTP or on PC or Mac floppy disk. Please send all files necessary to reproduce your article, including the article itself and all figure files. Combine all your files into a single archive using a compression or archiving program. Utilities like WinZIP or Stuffit will both archive and compress your files. Alternatively you could archive your files using a program like TAR and compress the resulting file using gzip.

2.2. By World Wide Web upload

Users of Netscape (version 2 or higher) or Internet Explorer (version 4 or higher) can submit using our World Wide Web upload form. This can be found at <http://www.iop.org/Journals/authorsubs> Complete the on-line form with information about your submission and then upload your article in one of two ways.

- (i) Having created a single compressed file containing an archive of your text and graphics files, use the 'Browse...' button on the form to select that file.
- (ii) If your article has already been posted to the LANL e-print archive, select the archive name and enter the e-print number. (Note: We cannot download your paper from the LANL e-print server until it has been publicly released, usually by 10 pm on the day you submitted it there.) Use the 'Transfer File' button at the bottom of the form to submit your file.

2.3. By E-mail

Files should be sent to the relevant journal mailbox (see table 1). Please send articles as attachments to email messages. Any additional files such as figure files should be combined into a single archive with the article file as described in section 2.1. All information about the submission should be included in the main body of the message. This must include:

- Your full name
- The name of the journal to which you are submitting
- The full title of the article
- The full list of authors
- The article type (e.g. Paper, Letter to the Editor etc.)
- The status of the article (i.e. new revised or accepted)
- Your postal address
- Your email address
- Your telephone number
- Your fax number (if applicable)
- The article file format (i.e. \LaTeX 2^ε)
- The number of separate figure files

2.4. By FTP

Create a file named `readme.txt` containing all your submission information (e.g. your name, the name of the journal you are submitting to etc. See section 2.3 for full list). Create a single compressed file containing an archive of your text and graphics files along with the file `readme.txt`. Files should be sent by anonymous FTP to `ftp.iop.org`. Please logon with the username `anonymous` and use your email address as the password. Change to the directory `/incoming` and then change to the directory of the journal to which you wish to submit and upload your files. Please do not create any new directories on our server. Your files will remain in the `/incoming` directory for no more than 90 minutes before they are moved to a secure location.

2.5. On Floppy Disk

Files may be sent in on 3.5 inch PC or Apple Macintosh formatted disk. Please include a file named `readme.txt` containing all your submission information as described above.

3. Preparing your article

Using \LaTeX with the `iopart` class file provides a simple way of producing an article in a form suitable for publication in one of the IO PP journals. Authors may add their

Table 1. E-mail addresses for all the journals to which authors can submit electronically.

Journal	E-mail address
Journal of Physics A : Mathematical and General	jphysa@iopublishing.co.uk
Journal of Physics B : Atomic, Molecular and Optical Physics	jphysb@iopublishing.co.uk
Journal of Physics: Condensed Matter	jcm@iopublishing.co.uk
Journal of Physics D : Applied Physics	jphysd@iopublishing.co.uk
Journal of Physics G : Nuclear and Particle Physics	jphysg@iopublishing.co.uk
Classical and Quantum Gravity	cqg@iopublishing.co.uk
Combustion Theory and Modelling	ctm@iopublishing.co.uk
European Journal of Physics	ejp@iopublishing.co.uk
Inverse Problems	ip@iopublishing.co.uk
High Performance Polymers	hpp@iopublishing.co.uk
Journal of Micromechanics and Microengineering	jnm@iopublishing.co.uk
Journal of Optics A : Pure and Applied Optics	jopa@iopublishing.co.uk
Journal of Optics B : Quantum and Semiclassical Optics	jopb@iopublishing.co.uk
Measurement Science and Technology	mst@iopublishing.co.uk
Nanotechnology	nano@iopublishing.co.uk
Nonlinearity	non@iopublishing.co.uk
New Journal of Physics	njp@iopublishing.co.uk
Physics Education	ped@iopublishing.co.uk
Physics in Medicine and Biology	pm b@iopublishing.co.uk
Physiological Measurement	pm ea@iopublishing.co.uk
Plasma Physics and Controlled Fusion	ppcf@iopublishing.co.uk
Reports on Progress in Physics	rop@iopublishing.co.uk
Semiconductor Science and Technology	sst@iopublishing.co.uk
Superconductor Science and Technology	sust@iopublishing.co.uk
Waves in Random Media	wrm@iopublishing.co.uk

own macros at the start of an article provided they do not overwrite existing definitions and that they send copies of their new macros with their text file. iopart can be used with other packages such as those loading the AMS extension fonts msam and msbm (these fonts provide the blackboard bold alphabet and various extra maths symbols as well as symbols useful in figure captions); an extra style file iopams.sty is provided to load these packages and provide extra definitions for bold Greek letters.

In preparing your article you are requested to follow these guidelines as closely as possible; this will minimize the amount of editing required and will hasten the production process. This is particularly important with regard to the reference list.

The file name can be up to eight characters long with the suffix .tex. Please use file names that are likely to be unique, and include commented material to identify the

journal, author and reference number if known. The first non-commented line should be `\documentclass[12pt]{iopart}` to load the preprint class file. Other standard predeclared options can be included in square brackets; copies of any non-standard options must be sent in with the source code. Omitting `[12pt]` produces an article with the normal journal page and type sizes. Macros for the individual paper not included in a style file should be inserted in the preamble to the paper with comments to describe any complex or non-obvious ones. The start of the article text is signalled by `\begin{document}`. Authors of very long articles may find it convenient to separate their article into a series of files each containing a section, each of which is called in turn by the primary file.

4. The title and abstract page

The code for setting the title page information is slightly different from the normal default in \LaTeX .

4.1. Titles and article types

The title is set in bold unjustified type using the command `\title{#1}`, where #1 is the title of the article. The first letter of the title should be capitalized with the rest in lower case. Mathematical expressions within the title may be left in light-face type rather than bold because the Computer Modern bold maths and symbol fonts may not be available at the size required for the title. The final printed version will have bold mathematical expressions in the title. If the title is unsuitable for use as a running head a short form can be provided as an optional argument (in square brackets) before the full title, i.e. `\title[Short title]{Full title}`. A short title is required when the title itself is too long to be used as the short title or when the title contains a footnote.

For article types other than papers the IOPP class file, `iopart.cls`, allows a generic heading `\article[Short title]{TYPE}{Full title}` and the specific definitions given in table 2. In each case (apart from Letters to the Editor) an optional argument can be used immediately after the control sequence name to specify the short title; where no short title is given the full title will be used as the running head at the top of each page apart from the first. For Letters no short title is required as the running head is automatically defined to be Letter to the Editor. The generic heading could be used for articles such as those presented at a conference or workshop, e.g.

```
\article[Short title]{WORKSHOP ON HIGH-ENERGY PHYSICS}{Title}
```

4.2. Authors' names and addresses

The next information required is the list of authors' names and their affiliations. For the authors' names type `\author{#1}`, where #1 is the list of all authors' names. The style for the names is initials then surname, with a comma after all but the last two names,

Table 2. Types of article defined in the `iopart.cls` class file.

Command	Type	Heading on first page
<code>\title{#1}</code>	Paper	
<code>\review{#1}</code>	Review	REVIEW
<code>\topical{#1}</code>	Topical review	TOPICAL REVIEW
<code>\comment{#1}</code>	Comment	COMMENT
<code>\note{#1}</code>	Note	NOTE
<code>\paper{#1}</code>	Paper	
<code>\prelim{#1}</code>	Preliminary communication	PRELIMINARY COMMUNICATION
<code>\rapid{#1}</code>	Rapid communication	RAPID COMMUNICATION
<code>\letter{#1}</code>	Letter	LETTER TO THE EDITOR
<code>\article{#1}{#2}</code>	Other articles	Whatever is entered as #1

which are separated by 'and'. Initials should not have full stops. First names may be used if desired. If the authors are at different addresses one of the symbols `y`, `z`, `x`, `k`, `{`, `+`, `*`, `]` should be used after each surname to reference an author to his/her address. The symbols should be used in the order given. If an author has additional information to appear as a footnote, such as a permanent address, and the footnote symbols are not being used to identify an address, the footnote should be entered after the surname as a normal L^AT_EX footnote, without specifying a sign. Where footnote symbols are being used to indicate which address the author is at, the symbol used for a footnote should be the next one from the list given above and has to be selected individually using the command `\footnote[<num>]{Text of footnote}`, where `<num>` is a number representing the position of the desired symbol in the list above, i.e. 1 for `y`, 2 for `z`, etc.

The addresses of the authors' affiliations follow the list of authors. Each address is set by using `\address{#1}` with the address as the single parameter in braces. If there is more than one address then the appropriate symbol should come at the start of the address.

Please also add the corresponding author's e-mail address if applicable. This is done by inserting the command `\ead{#1}` before the command `\maketitle` where `#1` is the e-mail address. See section 4.6 for sample coding. For more than one e-mail address, please use the command `\eads{\mailto{#1}, \mailto{#2}}` with `\mailto` surrounding each e-mail address. These macros allow us to convert e-mail addresses to 'mailto' links when articles are published on our website.

4.3. The abstract

The abstract follows the addresses and should give readers concise information about the content of the article and indicate the main results obtained and conclusions drawn. It should be complete in itself with no table numbers, figure numbers or references included.

and should not normally exceed 200 words. To indicate the start of the abstract type `\begin{abstract}` followed by the text of the abstract (not in braces). The abstract should normally be restricted to a single paragraph and is terminated by the command `\end{abstract}`

4.4. Subject classification numbers

Following the abstract come any Physics and Astronomy Classification System (PACS) codes or American Mathematical Society (AMS) classification scheme numbers. The command `\pacs{#1}`, with the subject classification numbers from the Physics and Astronomy Classification Scheme as the parameter, defines the subject area of the paper (or for a single number `\pacno{#1}`). If PACS numbers are not readily available, Physics Abstracts classification scheme numbers can be given instead. If this command is omitted the classification numbers for indexing will be allocated by IOPP staff. It is unnecessary to supply PACS numbers for Inverse Problems and Physics in Medicine and Biology. AMS classification numbers may be given as well as, or instead of, PACS numbers for mathematical articles, they are specified using the command `\ams{#1}`. After any classification numbers the command `\submitto{#1}` can be inserted, where #1 is the journal name written in full or the appropriate control sequence as given in B1. This will print a line indicating that the article has been submitted to one of the Institute of Physics journals. The command is not essential to the running of the file.

4.5. Making a separate title page

The command `\maketitle` forces a page break after the point where it is inserted and so to keep the header material on a separate page from the body of the text insert `\maketitle` or `\newpage` after the classification codes or the end of the abstract. If `\maketitle` is not included the text of the article will start immediately after the abstract.

4.6. Sample coding for the start of an article

The code for the start of a title page of a typical paper might read:

```
\documentclass[12pt]{iopart}
\begin{document}
\title[The anomalous magnetic moment of the
neutrino]{The anomalous magnetic moment of the
neutrino and its relation to the solar neutrino problem}

\author{P J Smith\dag, T M Collins\ddag,
R J Jones\ddag\footnote[3]{Present address:
Department of Physics, University of Bristol, Tyndalls Park Road,
Bristol BS8 1TS, UK.} and Janet Williams\P}
```

```
\address{\dag\ Mathematics Faculty, Open University,
Milton Keynes MK7~6AA, UK}
\address{\ddag\ Department of Mathematics,
Imperial College, Prince Consort Road, London SW7~2BZ, UK}
\address{\P\ Department of Computer Science,
University College London, Gower Street, London WC1E~6BT, UK}
```

```
\ead{williams@ucl.ac.uk}
```

```
\begin{abstract}
```

```
...
```

```
\end{abstract}
```

```
\submitto{\JPG}
```

```
\pacs{1315, 9440T}
```

```
\maketitle
```

4.7. AM S m acros

Please do not use the style file `amsmath.sty` (part of the AMSTeX package) in conjunction with `iopart.cls`. This will result in several errors. To make use of the macros defined in `amsmath.sty`, we have provided the file `setstack.sty` which reproduces the following useful macros from `amsmath.sty`:

```
\overset
\underset
\sideset
\substack
\boxed
\leftroot
\uproot
\dddot
\ddddot
\varrow
\harrow
```

5. The text

5.1. Sections, subsections and subsubsections

The text of papers and reviews, but not comments or letters, should be divided into sections, subsections and, where necessary, subsubsections. To start a new section,

end the previous paragraph and then include `\section` followed by the section heading within braces. Numbering of sections is done automatically in the headings: sections will be numbered 1, 2, 3, etc, subsections will be numbered 2.1, 2.2, 3.1, etc, and subsubsections will be numbered 2.3.1, 2.3.2, etc. Cross references to other sections in the text should, where possible, be made using labels (see section 8) but can also be made manually. See section 6.7 for information on the numbering of displayed equations. Subsections and subsubsections are similar to sections but the commands are `\subsection` and `\subsubsection` respectively. Sections have a bold heading, subsections an italic heading and subsubsections an italic heading with the text following on directly.

```
\section{This is the section title}
\subsection{This is the subsection title}
```

The first section is normally an introduction, which should state clearly the object of the work, its scope and the main advances reported, with brief references to relevant results by other workers. In long papers it is helpful to indicate the way in which the paper is arranged and the results presented.

For articles not divided into sections, precede the start of the text (without leaving a blank line) with the command `\nosections`, which provides the appropriate space and causes the paragraph indentation to be cancelled for the first paragraph.

Footnotes should be avoided whenever possible. If required they should be used only for brief notes that do not fit conveniently into the text. The standard \TeX macro `\footnote` should be used and will normally give an appropriate symbol; if a footnote sign needs to be specified directly `\footnote[<num>]{Text}` can be used instead where `<num>` is the number of the appropriate symbol as discussed in relation to authors (1 = `\dag`, 2 = `\ddag`, 3 = `\S`, etc).

5.2. Acknowledgments

Authors wishing to acknowledge assistance or encouragement from colleagues, special work by technical staff or financial support from organizations should do so in an unnumbered Acknowledgments section immediately following the last numbered section of the paper. The command `\ack` sets the acknowledgments heading as an unnumbered section. For Letters `\ack` does not set a heading but leaves a line space and does not indent the next paragraph.

5.3. Appendices

Technical detail that it is necessary to include, but that interrupts the flow of the article, may be consigned to an appendix. Any appendices should be included at the end of the main text of the paper, after the acknowledgments section (if any) but before the reference list. If there are two or more appendices they will be called Appendix A,

Appendix B, etc. Numbered equations will be in the form (A.1), (A.2), etc, figures will appear as figure A1, figure B1, etc and tables as table A1, table B1, etc.

The command `\appendix` is used to signify the start of the appendixes. Thereafter `\section`, `\subsection`, etc, will give headings appropriate for an appendix. To obtain a simple heading of 'Appendix' use the code `\section*{Appendix}`. If it contains numbered equations, figures or tables the command `\appendix` should precede it and `\setcounter{section}{1}` must follow it.

5.4. Some matters of style

It will help your readers if your article is written in a clear, consistent and concise manner. The Production Department at Institute of Physics Publishing will try to make sure that your work is presented to its readers in the best possible way without sacrificing the individuality of your writing.

The main elements of consistency and style we look for are presented in the booklet Notes for Authors (available upon request from Institute of Physics Publishing, Dirac House, Temple Back, Bristol, BS1 6BE, UK or from our World Wide Web site (<http://www.iop.org/Journals/nfa/>)). Some recommended points to note, however, are the following.

- (i) Authors are often inconsistent in the use of 'ize' and 'ise' endings. We recommend using 'ize' spellings (diagonalize, renormalization, minimization, etc) but there are some common exceptions to this, for example: devise, promise and advise.
- (ii) English spellings are preferred (colour, favour, behaviour, tunnelling, artefact, focused, focusing,ibre, etc). We write of a computer program on disk; otherwise, we use 'programme' and 'disc'.
- (iii) The words table, figure, equation and reference should be written in full and not contracted to Tab., g., eq. and ref.

Please check your article carefully for accuracy, consistency and clarity before submission. Remember that your article will probably be read by many people whose native language is not English and whomay not therefore be aware of many of the subtle meanings of words or idiomatic phrases present in the English language. It therefore helps if you try and keep sentences as short and simple as possible.

6. Mathematics

6.1. Two-line constructions

The great advantage of \LaTeX over other text processing systems is its ability to handle mathematics to almost any degree of complexity. However, in order to produce an article suitable for publication within a journal, authors should exercise some restraint on the constructions used. For simple fractions in the text the solidus /, as in $a=2$, should be used instead of `\frac` or `\over`, care being taken to use parentheses where

necessary to avoid ambiguity, for example to distinguish between $l=(n-1)$ and $l=n-1$. Exceptions to this are the proper fractions $\frac{1}{2}, \frac{1}{3}, \frac{3}{4}$, etc, which are better left in this form. In displayed equations horizontal lines are preferable to solidi provided the equation is kept within a height of two lines. A two-line solidus should be avoided where possible; the construction $(::)$ should be used instead; for example use:

$$\frac{1}{M_a} \cdot \int_0^Z d! \frac{\mathcal{F}_0^2}{N}$$

instead of

$$\frac{1}{M_a} \cdot \int_0^Z d! \frac{\mathcal{F}_0^2}{N} :$$

6.2. Roman and italic in mathematics

In mathematics mode \LaTeX automatically sets variables in an italic font. In most cases authors should accept this italicization. However, there are some cases where it is better to use a Roman font; for instance, IOPP journals use a Roman d for a differential d , a Roman e for an exponential and a Roman i for the square root of -1 . To accommodate this and to simplify the typing of equations we have provided some extra definitions. $\backslash rmd$, $\backslash rme$ and $\backslash rmi$ now gives Roman d , e and i respectively for use in equations, e.g. $i x e^{2x} dx = dy$ is obtained by typing $\$ \backslash rmi x \backslash rme ^ {2x} \backslash rmd x / \backslash rmd y \$$.

Certain other common mathematical functions, such as \cos , \sin , \det and \ker , should appear in Roman type. \LaTeX provides macros for most of these functions (in the cases above, $\backslash cos$, $\backslash sin$, $\backslash det$ and $\backslash ker$ respectively); we have also provided additional definitions for Tr , tr and O ($\backslash \text{Tr}$, $\backslash \text{tr}$ and $\backslash \text{Or}$, respectively).

Subscripts and superscripts should be in Roman type if they are labels rather than variables or characters that take values. For example in the equation

$$m_z = g_n B m$$

m_z , the z component of the nuclear spin, is italic because it can have different values whereas n is Roman because it is a label meaning nuclear (n is the nuclear magneton).

6.3. Alignment of mathematics

6.3.1. Alignment on the secondary margin. IOPP style for displayed mathematics in single-column journals is not to centre equations, as \LaTeX normally does, but to have each equation indented to a secondary margin a fixed distance from the left-hand margin of the text, except for long equations that will just fit on one line, or need to be continued on subsequent lines, which start full left. Any continuation lines are indented the fixed amount. The macros in the IOPP preprint style automatically line equations up on the secondary margin unless they are set within double dollar signs. Thus the use of double dollar signs should be avoided and the alternative $\[\dots \]$ should be used instead for unnumbered equations. The equation environment should normally be used for numbered single-line equations and the eqnarray array environment for multiline

equations. It is then only necessary to indicate which lines should start full left and this is done by including `\fl` (full left) at the start of the lines. Thus the equations:

$$\phi_k(\mathbf{r}) = (2\pi)^{-3/2} \exp(i\mathbf{k} \cdot \mathbf{r}) \tag{1}$$

$$N^+ = \exp\left(\frac{1}{2}\right) (1 - i): \tag{2}$$

are set with the code

```
\begin{eqnarray}
\phi_k(\vec{r})=(2\pi)^{-3/2} \exp(i\mathbf{rmi}\vec{k}\cdot\vec{r}) \\
N^+=\exp(\frac{1}{2}) (1-i) .
\end{eqnarray}
```

Where an equation will not fit on a line if indented but would if it were not, then the equation is started full left and this is achieved simply by adding `\fl` to the start of the line. For example the equation

$$R_{lm; 0lm}(\mathbf{E}) = \frac{1}{r_0} \sum_{ij} h_{lm} r_0^{-j} \sum_{i,j} [(H + B) E S_{ij}^{-1} h_{ij}^{-1} r_0^j] \tag{3}$$

does not fit on the line if indented to the secondary margin but fits comfortably when full left.

For equations which do not fit on one line, even if started full left, the first line should be set full left with the turnover lines at the secondary margin. This is achieved by using the `eqnarray` environment and adding `\fl` at the start of the first line and `\\` at the end of each line (apart from the final line of the equation). Equations should be split at mathematically sound points, often at `=`, `+` or `-` signs or between terms multiplied together. The connecting signs are not repeated and appear only at the beginning of the turned-over line. A multiplication sign should be added to the start of turned-over lines where the break is between two multiplied terms. Where an equation is broken at an equals sign (or similar, i.e. `,`, `:`, etc) the sign is made more prominent by aligning it to the left of the secondary margin; where it is a `+`, `-` or `^` the sign goes to the right. Alignment to the left of the secondary margin is achieved by adding `\lo` in front of the sign (and enclosing the sign within braces if it consists of more than one character or control sequence, e.g. `\lo{:=}`). An example demonstrating these features is:

$$\begin{aligned} \cos(\mathbf{q}_s) &= \frac{1}{2} \sum_0^Z \frac{k_s(b)}{k_s^{\text{tot}}} f \cos[\mathbf{q}_s^0 (b_F; R_x^s)] + \cos[\mathbf{q}_s^i (b_F; R_x^s)] g_2 \text{ bdb} \\ &= \sum_c^X \frac{(\mathbf{q}_c^s)^2 = j V_s^0(R_c^s) j}{(R_n^s)^2 (1 - V_n^s/E)^{1-2} = j_s^0(R_n^s) j} \\ &\quad \frac{1}{2} \sum_0^Z h_{max} f \cos[\mathbf{q}_s^0 (b_F; R_c^s)] + \cos[\mathbf{q}_s^i (b_F; R_c^s)] g_2 \text{ bdb} = v_s(b; R_c^s): \end{aligned} \tag{4}$$

where a simplified version of the code used is:

```
\begin{eqnarray}
\fl <first line> \nonumber\\
```

```
\lo= <second line> \nonumber\\
\times <third line>
\end{eqnarray}
```

Note that alignment at the secondary margin normally takes precedence over aligning equals signs so there is usually no need to include any ampersands within the eqnarray environment.

6.3.2. Secondary alignment. While the primary alignment either on the secondary margin or full left is adequate in most cases there are examples where additional alignment is desirable. Firstly, for repeated series of short equations, secondly for equations with attached conditions and thirdly for connected series of equations with a short left-hand side which together occupy more than a full line but where each individual part is short. In these cases the eqnarray environment should be used; there will still be alignment at the secondary margin but ampersands should be positioned to provide the secondary alignment. For equations with conditions the space separating the longest part from its condition is provided by \qquad. Examples of equations requiring secondary alignment are:

$$A^{(3=2)} = A^{(+)} - A^{(-)} \quad (I = \frac{3}{2}) \tag{5}$$

$$A^{(1=2)} = A^{(+)} + 2A^{(-)} \quad (I = \frac{1}{2}) \tag{6}$$

$$A^{(0)} \quad (\text{otherwise}): \tag{7}$$

which is obtained with the code

```
\begin{eqnarray}
A^{(3/2)}=A^{(+)}-A^{(-)}&&\&(I=\case32)\\
A^{(1/2)}=A^{(+)}+2A^{(-)}&&\qquad&\&(I=\case12)\\
A^{(0)}&&({\rm otherwise}).
\end{eqnarray}
```

and

$$C(12) = [\vec{\pi}(x) \cdot \vec{\pi}(x+r)] \tag{8}$$

$$= \text{const} \frac{r^2}{L^2} \int_r^L \frac{x dx}{x^2} + \tag{8}$$

$$= \text{const} \frac{r^2}{L^2} \ln \frac{L}{r} + \tag{9}$$

for which the code is

```
\begin{eqnarray}
C(12) &= [\vec{\pi}(x) \cdot \vec{\pi}(x+r)] \nonumber \\
&\simeq 1 - \text{const} \frac{r^2}{L^2} \int_r^L \frac{x dx}{x^2} + \dots \\
&\simeq 1 - \text{const} \frac{r^2}{L^2} \ln \left( \frac{L}{r} \right) + \dots.
\end{eqnarray}
```

6.4. Displayed equations in double-column journals

The way equations are displayed in the Institute of Physics Publishing double-column journals differs from that in single-column journals. However authors submitting to double-column journals can produce their equations as described above for single-column journals and conversion to the proper double-column format will take place here as proofs are being prepared.

6.5. Special characters for mathematics

Bold italic characters are used in our journals to signify vectors (rather than using an upright bold or an over arrow). To obtain this effect use `\bi{#1}` within maths mode, e.g. \mathbf{ABC} def. If upright bold characters are required in maths use `\mathbf{#1}` within maths mode, e.g. \mathbf{XYZ} abc. The calligraphic (script) uppercase alphabet is obtained with `\mathcal{AB}` or `\cal{CD}` (\mathcal{ABCD}).

The American Mathematical Society provides a series of extra symbol fonts to use with \LaTeX and packages containing the character definitions to use these fonts. Authors wishing to use Fraktur ABC or Blackboard Bold XYZ can include the appropriate AMS package (e.g. `amsgen`, `amsfonts`, `amsbsy`, `amssymb`) with a `\usepackage` command and add the `com` and `\usepackage{iopams}` which loads the four AMS packages mentioned above and also provides definitions for extra bold characters (all Greek letters and some additional other symbols).

The package `iopams` uses the definition `\boldsymbol` in `amsbsy` which allows individual non-alphabetical symbols and Greek letters to be made bold within equations. The bold Greek lowercase letters $\alpha, \beta, \gamma, \delta, \epsilon, \zeta, \eta, \theta, \iota, \kappa, \lambda, \mu, \nu, \xi, \omicron, \pi, \rho, \sigma, \tau, \upsilon, \phi, \chi, \psi, \omega$ are obtained with the commands `\balpha ... \bomega` (but note that bold eta, η , is `\bfeta` rather than `\betaeta`) and the capitals, $\Gamma, \Delta, \Sigma, \Pi, \Omega$, with commands `\bGamma ... \bOmega`. Bold versions of the following symbols are predefined in `iopams`: bold partial, ∂ , `\bpartial`, bold ellipsis, \dots , `\bell`, bold in math, $\{$, `\bimath`, bold jn math, $|$, `\bjmath`, bold infinity, ∞ , `\binfty`, bold nabla, ∇ , `\bnabla`, bold centred dot, \cdot , `\bdot`, other characters are made bold using `\boldsymbol{\symbolname}`.

Table 3 lists some other macros for use in mathematics with a brief description of their purpose. Both `\ms` (medium space) and `\bs` (big space) can be used to provide extra spacing between lines of a displayed equation or table. This space may be necessary when several separate equations are within the same equation environment.

6.6. Miscellaneous points

Exponential expressions, especially those containing subscripts or superscripts, are clearer if the notation `exp(:::)` is used except for simple examples. For instance `exp[i(kx - !t)]` and `exp(z2)` are preferred to $e^{i(kx - !t)}$ and e^{z^2} , but e^2 is acceptable. Similarly the square root sign $\sqrt{\quad}$ should only be used with relatively simple expressions, e.g. $\sqrt{2}$ and $\sqrt{a^2 + b^2}$; in other cases the power `1=2` should be used.

Table 3. Other macros defined in IOPP macros for use in maths.

Macro	Result	Description
Spaces		
<code>\fl</code>		Start line of equation full left
<code>\ms</code>		Spread out lines in displayed equations slightly (3pt)
<code>\bs</code>		Bigger space (6pt) to separate lines in displays
<code>\ns</code>		Small negative space between lines in displays
For symbols to left of 5 pica indent		
<code>\lo{#1}</code>	#1	Any symbol overhanging to left
<code>\eql</code>	=	Left overhanging equals sign
<code>\lsim</code>		Left overhanging tilde
<code>\lsimeq</code>	'	Left overhanging approximately equals
<code>\lequiv</code>		Left overhanging equivalent sign
Miscellaneous		
<code>\case{#1}{#2}</code>	$\frac{\#1}{\#2}$	Text style fraction in display
<code>\Tr</code>	Tr	Roman Tr (Trace)
<code>\tr</code>	tr	Roman tr (trace)
<code>\Or</code>	O	Roman O (of order of)
<code>\tdot{#1}</code>	\ddot{x}	Triple dot over character
<code>\lshad</code>	[Text size left shadow bracket
<code>\rshad</code>]	Text size right shadow bracket

It is important to distinguish between $\ln = \log_e$ and $\lg = \log_{10}$. Braces, brackets and parentheses should be used in the following order: $f[()]g$. The same ordering of brackets should be used within each size. However, this ordering can be ignored if the brackets have a special meaning (e.g. if they denote an average or a function). Decimal fractions should always be preceded by a zero: for example 0.123 not .123. For long numbers commas are not inserted but instead a thin space is added after every third character away from the position of the decimal point unless this leaves a single separated character: e.g. 60 000, 0.123 456 78 but 4321 and 0.7325.

Equations that are referred to in the text should be numbered with the number on the right-hand side.

6.7. Equation numbering

LaTeX provides facilities for automatically numbering equations and these should be used where possible. Sequential numbering (1), (2), etc, is the default numbering system although, if the `comm` and `\eqnobysec` is included in the preamble, equation numbering by section is obtained, e.g. (2.1), (2.2), etc. In articles with several appendixes equation numbering by section is useful in the appendixes even when sequential numbering has

been used throughout the main body of the text and is switched on by the `\appendix` command. Equation numbering by section must be used for Reports on Progress in Physics. When referring to an equation in the text, either put the equation number, in brackets, e.g. 'as in (2)', or spell out the word equation in full, e.g. 'if equation (2) is factorized'; do not use abbreviations such as `eqn` or `eq`. When cross-referencing is used, `\ref{<label>}` will produce '`<eqnum>`', `\eref{<label>}` produces 'equation `<eqnum>`' and `\Eref{<label>}` produces 'Equation `<eqnum>`', where `<label>` is the label to produce equation number `<eqnum>`.

If an equation number is centred between lines then the command `\eqalign{...}` can be used within the 'equation' environment. After `\begin{equation}` enclose the lines over which the number is to be centred within `\eqalign{...}` with `\\` or `\cr` at the end of each line. Ampersands are unnecessary within the `\eqalign` but can be used for secondary alignment if necessary. The code

```
\begin{equation}
\eqalign{T_{11}&=(1+P_e)I_{\uparrow\uparrow}-(1-P_e)I_{\uparrow\downarrow}\\
T_{-1-1}&=(1+P_e)I_{\downarrow\downarrow}-(1-P_e)I_{\uparrow\downarrow}\\
S_{11}&=(3+P_e)I_{\downarrow\uparrow}-(3-P_e)I_{\uparrow\uparrow}\\
S_{-1-1}&=(3+P_e)I_{\uparrow\downarrow}-(3-P_e)I_{\downarrow\downarrow}}
\end{equation}
```

gives four equations with a centred number:

$$\begin{aligned}
 T_{11} &= (1 + P_e)I_{\uparrow\uparrow} - (1 - P_e)I_{\uparrow\downarrow} \\
 T_{-1-1} &= (1 + P_e)I_{\downarrow\downarrow} - (1 - P_e)I_{\uparrow\downarrow} \\
 S_{11} &= (3 + P_e)I_{\downarrow\uparrow} - (3 - P_e)I_{\uparrow\uparrow} \\
 S_{-1-1} &= (3 + P_e)I_{\uparrow\downarrow} - (3 - P_e)I_{\downarrow\downarrow}
 \end{aligned} \tag{10}$$

Note that the secondary alignment at the equals signs would not normally be necessary but is included here for demonstration purposes.

Sometimes it is useful to number equations as parts of the same basic equation. This can be accomplished by inserting the commands `\numparts` before the equations concerned and `\endnumparts` when reverting to the normal sequential numbering. The equations below show the previous equations numbered as separate parts using `\numparts ... \endnumparts` and the `eqnarray` environment

$$T_{11} = (1 + P_e)I_{\uparrow\uparrow} - (1 - P_e)I_{\uparrow\downarrow} \tag{11a}$$

$$T_{-1-1} = (1 + P_e)I_{\downarrow\downarrow} - (1 - P_e)I_{\uparrow\downarrow} \tag{11b}$$

$$S_{11} = (3 + P_e)I_{\downarrow\uparrow} - (3 - P_e)I_{\uparrow\uparrow} \tag{11c}$$

$$S_{-1-1} = (3 + P_e)I_{\uparrow\downarrow} - (3 - P_e)I_{\downarrow\downarrow} \tag{11d}$$

6.8. Miscellaneous extra commands for displayed equations

The `\cases` command of Plain T_EX is available for use with L^AT_EX but has been amended slightly to increase the space between the equation and the condition. Equation (12) demonstrates simply the output from the `\cases` command

$$X = \begin{cases} 1 & \text{for } x \geq 0 \\ -1 & \text{for } x < 0 \end{cases} \quad (12)$$

The code used was:

```
\begin{equation}
\label{cases}
X=\cases{1&for $x \ge 0$\\
-1&for $x<0$\\}
\end{equation}
```

To obtain text style fractions within displayed maths the command `\case{#1}{#2}` can be used (see equations (2) and (5)) instead of the usual `\frac{#1}{#2}` command and or `{#1 \over #2}`.

When two or more short equations are on the same line they should be separated by a 'quad space' (`\quad`), rather than `\quad` or any combination of `\,`, `\>`, `\;` and `\ .`

7. Referencing

Two different styles of referencing are in common use: the Harvard alphabetical system and the Vancouver numerical system. All the IO P P journals allow the use of the Harvard system but the numerical system should not be used in Physics in Medicine and Biology. Brief descriptions of the use of the two referencing systems are given below.

7.1. Harvard system

In the Harvard system the name of the author appears in the text together with the year of publication. As appropriate, either the date or the name and date are included within parentheses. Where there are only two authors both names should be given in the text; if there are more than two authors only the first name should appear followed by 'et al' (which can be obtained by typing `\etal`). When two or more references to work by one author or group of authors occur for the same year they should be identified by including a, b, etc after the date (e.g. 1986a). If several references to different pages of the same article occur the appropriate page number may be given in the text, e.g. Kitchen (1982, p 39).

The reference list at the end of an article consists of an unnumbered section containing an alphabetical listing by authors' names and in date order for each author or group of identical authors. The reference list in the preprint style is started by including the command `\section*{References}` and then `\begin{harvard}`. There

will be two basic types of entries within the reference list: (i) those to journal articles and (ii) those to books, conference proceedings and reports. For both of these types of references `\item[]` is required before the start of an individual reference. The reference list is completed with `\end{harvard}`. There is also a shortened form of the coding; `\section*{References}` and `\begin{harvard}` can be replaced by the single command `\References` and `\end{harvard}` can be shortened to `\endrefs`.

7.1.1. References to journal articles. A normal reference to a journal article contains three changes of font: the authors and date appear in Roman type, the journal title in italic, the volume number in bold and the page numbers in Roman again. A typical journal entry would be:

Cisneros A 1971 *Astrophys. Space Sci.* **10** 87

which would be obtained by typing, within the references environment

```
\item[] Cisneros A 1971 {\it Astrophys. Space Sci.} {\bf 10} 87
```

Features to note are the following.

(i) The authors should be in the form surname (with only the first letter capitalized) followed by the initials with no periods after the initials. Authors should be separated by a comma except for the last two which should be separated by 'and' with no comma preceding it. For journals that accept titles of articles in the reference list, the title should be in Roman (upright) lower case letters, except for an initial capital, and should follow the date.

(ii) The journal is in italic and is abbreviated. Appendix B gives a list of macros that will give the correct abbreviation for many of the common journals. If a journal has several parts denoted by different letters the part letter should be inserted after the journal in Roman type, e.g. *Phys. Rev. A*.

(iii) The volume number is bold; the page number is Roman. Both the initial and final page numbers should be given where possible. The final page number should be in the shortest possible form and separated from the initial page number by an en rule (—), e.g. 1203{14}.

(iv) Where there are two or more references with identical authors, the authors' names should not be repeated but should be replaced by `\dash` on the second and following occasions. Thus

```
\item[] Davis R, Mann A K and Wolfenstein L 1989 {\it Ann. Rev. Nucl.
Part. Sci.} {\bf 39} 467
```

```
\item[]\dash 1990 Private communication
```

7.2. Electronic journal references

These do not always follow the conventional year-journal-volume-page numbers pattern. The journals may be electronic and print (e.g. *Phys. Rev. D*) or electronic only (e.g. *Living Reviews in Relativity*). Electronic journals with unique referencing systems are given below.

Phys. Rev. (parts A, C and D). Each article has a six-digit unique reference number which is cited after the volume number. So, for example,

[1] Carlip S and Vera R 1998 Phys. Rev. D 58 011345

Note that page numbers are no longer used.

Journal of High Energy Physics. This journal is primarily electronic, with a print version for archive purposes. Papers are cited as per the following example.

[1] Davies K and Brown G 1997 J. High Energy Phys. JHEP 12 (1997)002

with no spaces, where JHEP is obvious, 12 is the month (December in this case), 1997 is the year and 002 is the paper number.

Living Reviews in Relativity. This journal is electronic only. The short form for this journal is Liv. Rev. Rel. and papers are cited simply by a number consisting of year and article number. So, for example,

[1] Gundlach C 1999 Liv. Rev. Rel. 1994-4

7.3. Preprint references

Since the introduction of the LANL preprint server this class of references has grown in importance. To reflect this and to maximize the number of hyperlinks available through IOPP's Hypercite service in our electronic journals, each preprint reference should be given in as much detail as possible. Such references should include authors, year of work and preprint number (preceded by the word Preprint). An example would be

[1] Harrison M 1999 Diffeomorphism-invariant manifolds Preprint hep-th/9909196

If the preprint has been published then the full published reference is given first and the preprint details can be added in brackets after, on a separate line. So, for example,

[1] Neilson D and Choptuik M 2000 Class. Quantum Grav. 17 761
(Neilson D and Choptuik M 1998 Preprint gr-qc/9812053)

7.3.1. References to books, conference proceedings and reports. References to books, proceedings and reports are similar, but have only two changes of font. The authors and date of publication are in Roman, the title of the book is in *italic*, and the editors, publisher, town of publication and page number are in Roman. A typical reference to a book and a conference paper might be

Dorman L I 1975 Variations of Galactic Cosmic Rays (Moscow: Moscow State University Press) p 103
Caplar R and Kulisic P 1973 Proc. Int. Conf. on Nuclear Physics (Munich) vol 1 (Amsterdam: North-Holland/American Elsevier) p 517

which would be obtained by typing

```
\item[] Dorman L I 1975 {\it Variations of Galactic Cosmic Rays}
(Moscow: Moscow State University Press) p~103
```

```
\item[] Caplar R and Kulisic P 1973 {\it Proc. Int. Conf. on Nuclear
Physics (Munich)} vol~1 (Amsterdam: North-Holland/American
Elsevier) p~517
```

respectively.

Features to note are the following.

(i) Book titles are in *italic* and should be spelt out in full with initial capital letters for all except minor words. Words such as Proceedings, Symposium, International, Conference, Second, etc should be abbreviated to Proc., Symp., Int., Conf., 2nd, respectively, but the rest of the title should be given in full, followed by the date of the conference and the town or city where the conference was held. For Laboratory Reports the Laboratory should be spelt out wherever possible, e.g. Argonne National Laboratory Report.

(ii) The volume number as, for example, vol 2, should be followed by the editors, if any, in a form such as ed A J Smith and P R Jones. Use et al if there are more than two editors. Next comes the town of publication and publisher, within brackets and separated by a colon, and finally the page numbers preceded by p if only one number is given or pp if both the initial and final numbers are given.

Cross referencing between the text and the reference list is not necessary for alphabetic referencing in the Harvard system as adding or deleting a reference does not normally change any of the other references.

7.4. Numerical system

In the numerical system references are numbered sequentially throughout the text. The numbers occur within square brackets and one number can be used to designate several references. A numerical reference list in the preprint style is started by including the command `\section*{References}` and then `\begin{thebibliography}{<num>}`, where <num> is the largest number in the reference list (or any other number with the same number of digits). The reference list gives the references in numerical, not alphabetical, order and is completed by `\end{thebibliography}`. Short forms of the commands are again available: `\Bibliography{<num>}` can be used at the start of the references section and `\endbib` at the end. (Note that footnotes should not be part of a numerical reference system, but should be included in the text using the symbols y, z, etc.)

References to journals and books are similar to those in the Harvard system, except that two or more references with identical authors are spelt out in full, i.e. they are not replaced with `\dash`. When one number covers two or more separate references `\nonum` or `\par\item[]` should be included at the start of each reference in a group after the first. A typical numerical reference list might begin

- [1] Dorman L I 1975 Variations of Galactic Cosmic Rays (Moscow : Moscow State University Press) p 103
- [2] Caplar R and Kulisic P 1973 Proc. Int. Conf. on Nuclear Physics (Munich) vol 1 (Amsterdam : North-Holland/American Elsevier) p 517
- [3] Cisneros A 1971 Astrophys. Space Sci. 10 87

which would be obtained by typing

```
\item Dorman L I 1975 {\it Variations of Galactic Cosmic Rays}
```

(Moscow: Moscow State University Press) p~103
`\item Caplar R and Kulisic P 1973 {\it Proc. Int. Conf.
on Nuclear Physics (Munich)} vol~1 (Amsterdam:
North-Holland/American Elsevier) p~517
\item Cisneros A 1971 {\it Astrophys. Space Sci.} {\bf 10} 87`

The point to note is that this is identical to the entries in the Harvard system except that square brackets following `\item` are no longer required. If you are using \LaTeX 's cross-referencing system then `\item` would be replaced by `\bibitem{label}` corresponding to `\cite{label}` in the text (see section 8.1).

7.5. Reference lists

A complete reference should provide the reader with enough information to locate the article concerned and should consist of: name(s) and initials, date published, title of journal or book, volume number, editors, if any, and town of publication and publisher in parentheses for books, and finally the page numbers. Titles of journal articles may also be included. Up to twenty authors may be given in a particular reference; where there are more than twenty only the first should be given followed by *et al.* Abbreviations of the names of periodicals used by Institute of Physics Publishing are usually the same as those given in British Standard BS 4148: 1985. If an author is unsure of an abbreviation and the journal is not given in Appendix B, it is best to leave the title in full. The terms *loc. cit.* and *ibid.* should not be used. Unpublished conferences and reports should generally not be included in the reference list and articles in the course of publication should be entered only if the journal of publication is known. A thesis submitted for a higher degree may be included in the reference list if it has not been superseded by a published paper and is available through a library; sufficient information should be given for it to be traced readily.

8. Cross referencing

The facility to cross reference items in the text is very useful when composing articles the precise form of which is uncertain at the start and where revisions and amendments may subsequently be made. When using cross referencing, labels are given to elements in the text, for instance sections, figures, tables or equations and the elements may be referred to elsewhere in the text by using the label. When the article is first processed the labels are read in and assigned, e.g. 2.1 for a subsection or (4) for an equation number. When the article is processed a second or subsequent time the label assignments are read in at the start of the file and the correct values given in the text. \LaTeX provides excellent facilities for doing cross-referencing and these can be very useful in preparing articles.

8.1. References

Cross referencing is useful for numeric reference lists because, if it is used, adding another reference to the list does not then involve renumbering all subsequent references. It is not necessary for referencing in the Harvard system where the final reference list is alphabetical and normally no other changes are necessary when a reference is added or deleted. Two passes are necessary initially to get the cross references right but once they are correct a single run is usually sufficient provided an `.aux` file is available and the file is run to the end each time. `\cite` and `\bibitem` are used to link citations in the text with their entry in the reference list; if the reference list contains an entry `\bibitem{label}`, then `\bibitem{label}` will produce the correct number in the reference list and `\cite{label}` will produce the number within square brackets in the text. `label` may contain alphabetic letters, or punctuation characters but must not contain spaces or commas. It is also recommended that the underscore character `_` is not used in cross referencing. Thus labels for the form `eq:partial`, `fig:run1`, `eq:dy'`, etc, may be used. When several references occur together in the text `\cite` may be used with multiple labels with commas but no spaces separating them; the output will be the numbers within a single pair of square brackets with a comma and a thin space separating the numbers. Thus `\cite{label1,label2,label4}` would give `[1,2,4]`. Note that no attempt is made to sort the labels and no shortening of groups of consecutive numbers is done. Authors should therefore try to use multiple labels in the correct order.

The numbers for the cross referencing are generated in the order the references appear in the reference list, so that if the entries in the list are not in the order in which the references appear in the text then the numbering within the text will not be sequential. To correct this change the ordering of the entries in the reference list and then rerun twice.

8.2. Equation numbers, sections, subsections, figures and tables

Cross references can be made to equation numbers, sections, subsections, figures and tables or any numbered environment and this is a very useful feature when writing a document as its final structure is often not fully defined at the start. Thus a later section can be referred to by a label before its precise number is known and when it is defined there is no need to search back through the document to insert the correct value manually. For this reason the use of cross referencing can save considerable time.

Labels for equation numbers, sections, subsections, figures and tables are all defined with the `\label{label}` command and cross references to them are made with the `\ref{label}` command. The `\label` macro identifies the type of environment it is used in and converts `label` into the correct form for that type of environment, thus `\ref{label}` might give `(2.3)` for an equation number but `3.1` for a subsection and `2` for a figure or table number.

Any section, subsection, subsubsection, appendix or subappendix command defines

Table 4. Alternatives to the normal references `\ref` and the text generated by them. Note it is not normally necessary to include the word equation before an equation number except where the number starts a sentence. The versions producing an initial capital should only be used at the start of sentences.

Reference	Text produced
<code>\eref{<label>}</code>	equation <num>
<code>\Eref{<label>}</code>	Equation <num>
<code>\fref{<label>}</code>	figure <num>
<code>\Fref{<label>}</code>	Figure <num>
<code>\sref{<label>}</code>	section <num>
<code>\Sref{<label>}</code>	Section <num>
<code>\tref{<label>}</code>	table <num>
<code>\Tref{<label>}</code>	Table <num>

a section type label, e.g. 1, 2.2, A 2, A 1.2 depending on context. A typical article might have in the code of its introduction `The results are discussed in section~\ref{disc}!` and the heading for the discussion section would be:

```
\section{Results}
\label{disc}
```

Labels to sections, etc, may occur anywhere within that section except within another numbered environment. Within a maths environment labels can be used to tag equations which are referred to within the text. An example of an equation with a label and a reference to it is:

```
\begin{equation}
X=a\cos\theta+ b\sin\phi. \label{cossin}
\end{equation}
Equation (\ref{cossin}) ...
```

which produces

$$X = a \cos \theta + b \sin \phi \quad (13)$$

Equation (13) ...

In addition to the standard `\ref{<label>}` the abbreviated forms given in the table 4 are available for reference to standard parts of the text

9. Tables and table captions

Tables are numbered serially and referred to in the text by number (table 1, etc, not tab. 1). Each table should have an explanatory caption which should be as concise as possible. If a table is divided into parts these should be labelled (a), (b), (c), etc but there should be only one caption for the whole table, not separate ones for each part.

In the preprint style the tables may be included in the text or listed separately after the reference list starting on a new page.

9.1. The basic table format

The standard format for a table is:

```
\begin{table}
\caption{\label{label}Table caption.}
\begin{indented}
\item[]\begin{tabular}{@{}llll}
\br
Head 1&Head 2&Head 3&Head 4\\
\mr
1.1&1.2&1.3&1.4\\
2.1&2.2&2.3&2.4\\
\br
\end{tabular}
\end{indented}
\end{table}
```

Points to note are:

- (i) The caption comes before the table. It should have a full stop at the end.
- (ii) Tables are normally set in a smaller type than the text. The normal style is for tables to be indented in the same way as equations. This is accomplished by using `\begin{indented} ... \end{indented}` and putting `\item[]` before the start of the tabular environment. Omit these commands for any tables which will not fit on the page when indented.
- (iii) The default alignment of columns should be aligned left and adding `@{}` on its the extra space before the first column.
- (iv) Tables have only horizontal rules and no vertical ones. The rules at the top and bottom are thicker than internal rules and are set with `\br` (bold rule). The rule separating the headings from the entries is set with `\mr` (medium rule).
- (v) Numbers in columns should be aligned on the decimal point; to help do this a control sequence `\lineup` has been defined which sets `\0` equal to a space the size of a digit, `\m` to be a space the width of a minus sign, and `\-` to be a left overlapping minus sign. `\-` is for use in text mode while the other two commands may be used in maths or text. (`\lineup` should only be used within a table environment after the caption so that `\-` has its normal meaning elsewhere.) See table 5 for an example of a table where `\lineup` has been used.

9.2. Simplified coding and extra features for tables

The basic coding format can be simplified using extra commands provided in the `iopart` class file. The commands up to and including the start of the tabular environment can be replaced by

Table 5. A simple example produced using the standard table commands and nlineup to assist in aligning columns on the decimal point. The width of the table and rules is set automatically by the preamble.

A	B	C	D	E	F	G
23.5	60	0.53	20.2	0.22	1.7	14.5
39.7	60	0.74	51.9	0.208	47.2	146
123.7	0	0.75	57.2			
3241.56	60	0.60	48.1	0.29	41	15

Table 6. A table with headings spanning two columns and containing notes. To improve the visual effect a negative skip (nns) has been put in between the lines of the headings. Commands set-up by nlineup are used to aid alignment in columns. nlineup is defined within the nTable definition.

Nucleus	Thickness		Composition	Separation energies	
	(mg cm^{-2})			, n (MeV)	, 2n (MeV)
^{181}Ta	19.3	0.1 ^a	Natural	7.6	14.2
^{208}Pb	3.8	0.8 ^b	99% enriched	7.4	14.1
^{209}Bi	2.86	0.01 ^b	Natural	7.5	14.4

^a Self-supporting.

^b Deposited over Al backing.

`\Table{\label{label}Table caption}`

this also activates the definitions within `\lineup`. The final three lines can also be reduced to `\endTable` or `\endtab`. Similarly for a table which does not fit in when indented `\fulltable{\label{label}caption} ... \endfulltable` or `\endtab` can be used. \LaTeX optional positional parameters can, if desired, be added after `\Table{\label{label}caption}` and `\fulltable{\label{label}caption}`.

`\centre{\#1}{\#2}` can be used to centre a heading #2 over #1 columns and `\crule{\#1}` puts a rule across #1 columns. A negative space `\ns` is usually useful to reduce the space between a centred heading and a centred rule. `\ns` should occur immediately after the `\\` of the row containing the centred heading (see code for table 6). A small space can be inserted between rows of the table with `\ms` and a half line space with `\bs` (both must follow a `\\` but should not have a `\\` following them).

Units should not normally be given within the body of a table but given in brackets following the column heading; however, they can be included in the caption for long column headings or complicated units. Where possible tables should not be broken over pages. If a table has related notes these should appear directly below the table rather than at the bottom of the page. Notes can be designated with footnote symbols (preferable when there are only a few notes) or superscripted small roman letters. The notes are set to the same width as the table and in normal tables follow after `\end{tabular}`, each note preceded by `\item[]`. For a full width

Table 7. Control sequences to describe lines and symbols in figure captions.

Control sequence	Output	Control sequence	Output
<code>\dotted</code>		<code>\opencircle</code>	
<code>\dashed</code>	----	<code>\opentriangle</code>	M
<code>\broken</code>	{ { {	<code>\opentriangledown</code>	O
<code>\longbroken</code>		<code>\fullsquare</code>	
<code>\chain</code>		<code>\opensquare</code>	
<code>\dashddot</code>		<code>\fullcircle</code>	
<code>\full</code>		<code>\opendiamond</code>	

`table \noindent` should precede the note rather than `\item[]`. To simplify the coding `\tabnotes` can, if desired, replace `\end{tabular}` and `\endtabnotes` replaces `\end{indented}\end{table}`.

If all the tables are grouped at the end of a document the command `\Tables` is used to start a new page and set a heading 'Tables and table captions'.

10. Figures and figure captions

Figures may be included in an article as encapsulated PostScript files or using the \LaTeX `picture` environment. Alternatively authors may send in high quality printed versions of their figures (fair copies) and attach copies of the fair copies to each typescript. The fair copies should be in black Indian ink or printing on tracing paper, plastic or white card or paper, or glossy photographs.

Each figure should have a brief caption describing it and, if necessary, interpreting the various lines and symbols on the figure. As much lettering as possible should be removed from the figure itself and included in the caption. If a figure has parts, these should be labelled (a), (b), (c), etc. Table 7 gives the definitions for describing symbols and lines often used within figure captions (more symbols are available when using the optional packages loading the AMS extension fonts).

Unless the figures files are incorporated into the text the captions should be listed at the end of the article.

10.1. Figure captions where figure files are not available

The command `\Figures` starts a new page and an unnumbered section with the heading 'Figure captions'. The captions should then be set with the commands:

```
\begin{figure}
\caption{\label{label}Figure caption.}
\end{figure}

or more simply

\Figure{\label{label}Figure caption.}
```

The caption should finish with a full stop and the printed version will be indented as in Institute of Physics Publishing single-column journals.

10.2. Inclusion of graphics files

If graphics files are available as encapsulated PostScript (EPS) files (or are created within the \LaTeX picture environment) they may be included within the body of the text at an appropriate point using a standard graphics inclusion package. Authors should ensure EPS files meet the following criteria.

The Bounding Box should indicate the area of the figure with a minimum of white space around it and not the dimensions of the page.

Any fonts used should be from the standard PostScript set (Times, Helvetica, Courier and Symbol).

Scanned images should be of 600 dpi resolution for line art (black and white) and 150 dpi resolution for grayscale or colour.

Captions and labels (e.g. Figure 1) should not be included in the EPS file although part letters (e.g. (a)) are acceptable provided they are placed close or within the boundary of the figure.

The precise coding required will depend on the graphics package being used and the printer driver. We use a printer driver compatible with DVIPS but authors should avoid using special effects generated by including verbatim PostScript code within the \LaTeX file with specials other than the standard figure inclusion ones.

Using the epsf package figures can be included using code such as:

```
\begin{figure}
\begin{center}
\epsfbox{file.eps}
\end{center}
\caption{\label{label}Figure caption}
\end{figure}
```

Appendix A . List of macros for formatting text, figures and tables

Table A 1. Macros available for use in text. Parameters in square brackets are optional.

Macro name	Purpose
<code>\title[#1]{#2}</code>	Title of article and short title (optional)
<code>\paper[#1]{#2}</code>	Title of paper and short title (optional)
<code>\letter{#1}</code>	Title of Letter to the Editor
<code>\comment[#1]{#2}</code>	Title of Comment and short title (optional)
<code>\topical[#1]{#2}</code>	Title of Topical Review and short title (optional)
<code>\review[#1]{#2}</code>	Title of review article and short title (optional)
<code>\note[#1]{#2}</code>	Title of Note and short title (optional)
<code>\prelim[#1]{#2}</code>	Title of Preliminary Communication & short title
<code>\author{#1}</code>	List of all authors
<code>\article[#1]{#2}{#3}</code>	Type and title of other articles and short title (optional)
<code>\address{#1}</code>	Address of author
<code>\pacs{#1}</code>	PACS classification codes
<code>\pacno{#1}</code>	Single PACS classification code
<code>\ams{#1}</code>	American Mathematical Society classification code
<code>\submitto{#1}</code>	Submitted to message
<code>\maketitle</code>	Creates title page
<code>\begin{abstract}</code>	Start of abstract
<code>\end{abstract}</code>	End of abstract
<code>\nosections</code>	Inserts space before text when no sections
<code>\section{#1}</code>	Section heading
<code>\subsection{#1}</code>	Subsection heading
<code>\subsubsection{#1}</code>	Subsubsection heading
<code>\appendix</code>	Start of appendixes
<code>\ack</code>	Acknowledgments heading
<code>\References</code>	Heading for reference list
<code>\begin{harvard}</code>	Start of alphabetic reference list
<code>\end{harvard}</code>	End of alphabetic reference list
<code>\begin{thebibliography}{#1}</code>	Start of numeric reference list
<code>\end{thebibliography}</code>	End of numeric reference list
<code>\etal</code>	et al for text and reference lists
<code>\dash</code>	Rule for repeated authors in alphabetical reference list
<code>\nonum</code>	Unnumbered entry in numerical reference list

Table A 2. Macro definitions within `iopart.cls` for use with figures and tables.

Macro name	Purpose
<code>\Figures</code>	Heading for list of figure captions
<code>\Figure{#1}</code>	Figure caption
<code>\Tables</code>	Heading for tables and table captions
<code>\Table{#1}</code>	Table caption
<code>\fulltable{#1}</code>	Table caption for full width table
<code>\endTable</code>	End of table created with <code>\Table</code>
<code>\endfulltab</code>	End of table created with <code>\fulltable</code>
<code>\endtab</code>	End of table
<code>\br</code>	Bold rule for tables
<code>\mr</code>	Medium rule for tables
<code>\ns</code>	Small negative space for use in table
<code>\centre{#1}{#2}</code>	Centre heading over columns
<code>\crule{#1}</code>	Centre rule over columns
<code>\lineup</code>	Set macros for alignment in columns
<code>\m</code>	Space equal to width of <code>m</code> minus sign
<code>\-</code>	Left overhanging <code>m</code> minus sign
<code>\0</code>	Space equal to width of a digit

Appendix B. Control sequences for journal abbreviations

Table B1. Abbreviations for the IOPP journals.

Macro name	Short form of journal title	Years relevant
Current journals		
\CQG	Class. Quantum Grav.	
\CTM	Combust. Theory Modelling	
\EJP	Eur. J. Phys.	
\HPP	High Performance Polymers	
\IP	Inverse Problems	
\JHEP	J. High Energy Phys.	1999 and onwards
\JMM	J. of Microch. and Microeng.	
\JOA	J. Opt. A: Pure and Applied Opt.	1998 and onwards
\JOB	J. Opt. B: Quantum and Semiclass. Opt.	1999 and onwards
\JPA	J. Phys. A: Math. Gen.	
\jpb	J. Phys. B: At. Mol. Opt. Phys.	1988 and onwards
\JPCM	J. Phys: Condens. Matter	1989 and onwards
\JPD	J. Phys. D: Appl. Phys.	
\JPF	J. Phys. F: Met. Phys.	
\jpg	J. Phys. G: Nucl. Part. Phys.	1989 and onwards
\MSMSE	Modelling Simul. Mater. Sci. Eng.	
\MST	Meas. Sci. Technol.	1990 and onwards
\NET	Network Comput. Neural Syst.	
\NJP	New J. Phys.	1999 and onwards
\NL	Nonlinearity	
\NT	Nanotechnology	
\PM	Physiol. Meas.	
\PMB	Phys. Med. Biol.	
\PPCF	Plasma Physics and Controlled Fusion	
\PSST	Plasma Sources Sci. Technol.	
\PUS	Public Understand. Sci.	
\RPP	Rep. Prog. Phys.	
\SST	Semicond. Sci. Technol.	
\SUST	Supercond. Sci. Technol.	
\WRM	Waves in Random Media	
No Longer Published		
\BIO	Bioin aging	1998
\DSE	Distributed Systems Eng.	1993{1999
\JO	J. Opt.	1970{1998
\JPB	J. Phys. B: At. Mol. Phys.	1968{1987
\JPC	J. Phys. C: Solid State Phys.	1968{1988
\JPE	J. Phys. E: Sci. Instrum.	1968{1989
\JPG	J. Phys. G: Nucl. Phys.	1975{1988
\PAO	Pure and Applied Opt.	1992{1998
\QO	Quantum Opt.	1989{1994
\QSO	Quantum and Semiclass. Opt.	1995{1998

Table B 2. Abbreviations for some more common non-IOPP journals.

Macro name	Short form of journal
\AC	Acta Crystallogr.
\AM	Acta Metall.
\AP	Ann. Phys., Lpz
\APNY	Ann. Phys., NY
\APP	Ann. Phys., Paris
\CJP	Can. J. Phys.
\GRG	Gen. Rel. Grav.
\JAP	J. Appl. Phys.
\JCP	J. Chem. Phys.
\JJAP	Japan. J. Appl. Phys.
\JMM	J. Magn. Magn. Mater.
\JMP	J. Math. Phys.
\JOSA	J. Opt. Soc. Am.
\JP	J. Physique
\JPhCh	J. Phys. Chem.
\JPSJ	J. Phys. Soc. Japan
\JQSRT	J. Quant. Spectrosc. Radiat. Transfer
\NC	Nuovo Cimento
\NIM	Nucl. Instrum. Methods
\NP	Nucl. Phys.
\PF	Phys. Fluids
\PL	Phys. Lett.
\PR	Phys. Rev.
\PRL	Phys. Rev. Lett.
\PRS	Proc. R. Soc.
\PS	Phys. Scr.
\PSS	Phys. Status Solidi
\PTRS	Phil. Trans. R. Soc.
\RMP	Rev. Mod. Phys.
\RSI	Rev. Sci. Instrum.
\SSC	Solid State Commun.
\SPJ	Sov. Phys. {JETP}
\ZP	Z. Phys.