

Review of SIS Experimental Results on Strangeness

Helmuth Oeschler

Institut für Kernphysik, Technische Universität Darmstadt,
D-64289 Darmstadt, Germany

Abstract. A review of meson emission in heavy ion collisions at incident energies around 1–2 A GeV is presented. It is shown how the shape of the spectra and the various particle yields vary with system size, with centrality and with incident energy. A statistical model assuming thermal and chemical equilibrium and exact strangeness conservation (i.e. strangeness conservation per collision) explains most of the observed features.

Emphasis is put onto the study of K^+ and K^- emission. In the framework of this statistical model it is shown that the experimentally observed equality of K^+ and K^- rates at threshold corrected energies $\sqrt{s} - \sqrt{s_{th}}$ is due to a crossing of two excitation functions. Furthermore, the independence of the K^+ to K^- ratio on the number of participating nucleons observed between 1 and 10 A GeV is consistent with this model. The observed low effects are beyond the scope of this model.

1. Introduction

Central heavy ion collisions at relativistic incident energies represent an ideal tool to study nuclear matter at high densities and at high temperatures. Particle production is at all incident energies a key quantity to extract information on the properties of nuclear matter under these extreme conditions. Particles carrying strangeness have turned out to be very valuable messengers. At incident energies around 1–2 A GeV, as available at the SIS accelerator at GSI, Darmstadt, these particles are produced below their threshold in NN collisions. Due to strangeness conservation, a K^+ meson is produced with an associated \bar{K} , having a threshold of 671 MeV in the centre-of-mass system and 1.58 GeV in the laboratory system. K^- is "cheapest" produced by K^+K^- pair creation, yielding thresholds of 987 MeV (c.m. system) and 2.5 GeV (lab system). The subthreshold strangeness production is the key parameter governing this paper. Furthermore, K^- and K^+ behave very differently in nuclear matter. While K^+ hardly finds a partner to react with, K^- exhibits a strong interaction with nuclear matter.

In this paper, an overview of the shape of the measured meson spectra is given and their yields are studied as a function of system size $A + A$, of the number of participating nucleons A_{part} and as a function of incident energy. These results are discussed along with the question whether the observations are in agreement with the assumption of a thermal and chemical equilibrium. Of special interest is the ratio of $K^+ = K^-$ yields as the measured values in heavy ion collisions differ strongly from those in pp reactions. These findings have lead to the interpretation that in heavy ion collisions the "effective masses" of K^+ and K^- might be changed as predicted

for dense nuclear matter. It turns out that a statistical approach is very successful to explain the measured yields.

2. Experimental Devices

At GSI, Darmstadt, three major experimental devices for measuring strange particle production are installed:

The F O P I setup, a 4 π detector, designed to study the global features of heavy ion collisions at these energies [1]. This detector measures all particles and is optimized for flow studies and informations related with the reaction plane. It is also suited for vertex reconstruction to detect K^0 , Λ , etc. In the present setup kaons can only be detected at backward rapidities. A major upgrade is under way to improve the detection and trigger capabilities.

The magnetic Kaon Spectrometer KaoS specially designed to study rare kaon production [2]. It is optimized for short flight paths because of the kaon decay. It has a very selective trigger to handle high beam intensities. Multiwire chambers for tracking are installed to reduce the background in kaon measurements with K^+ rates 10^5 times smaller than for protons. Two detector arrays serve for centrality selection and reaction-plane determination. Most measurements are performed around midrapidity; in some cases a large fraction of the full phase space has been studied by moving the spectrometer.

The T A P S detector consists of six arrays of BaF₂ modules measuring γ rays. It detects among others the ϕ which decays by γ emission. ϕ has net strangeness zero, but contains ss pairs.

Since this experimental review is restricted to spectral shapes and yields, mainly results from the KaoS collaboration are shown. Very interesting flow studies are given in the two following talks by P. Crochet and by Y. Shin.

3. Spectra and Yields

Spectra of K^+ from mass symmetric systems C+C and Au+Au at incident energies from 0.6 to 2.0 A GeV measured at midrapidity are shown in Fig. 1, exhibiting Boltzmann shapes [3, 4]. Their inverse slope parameters increase monotonously with incident energy and the heavier system exhibits harder spectra than the light system at the same incident energy.

Pion spectra show deviations from a Boltzmann shape [5, 6, 7]. Their shapes are qualitatively understood as composed of two parts, a direct (or thermal) pion contribution and pions from decaying baryonic resonances, which produce an enhancement at lower kinetic energies [8, 9, 10]. The slopes of the high-energy component agree well with those extracted from the corresponding K^+ spectra.

Next, we study the inclusive yields. In many cases the phase-space distribution has been measured, yielding slight anisotropies. These effects are taken into account to obtain the inclusive cross sections and are in the order of at most 30% as compared to a mid-rapidity measurement extrapolated to 4π assuming isotropic emission [3, 4]. These cross sections are divided by the geometrical reaction cross sections (using $r_0=1.2$ fm) to obtain multiplicities. For a comparison of different systems these multiplicity values are divided by the system mass A as shown in Fig. 2 for 1 and

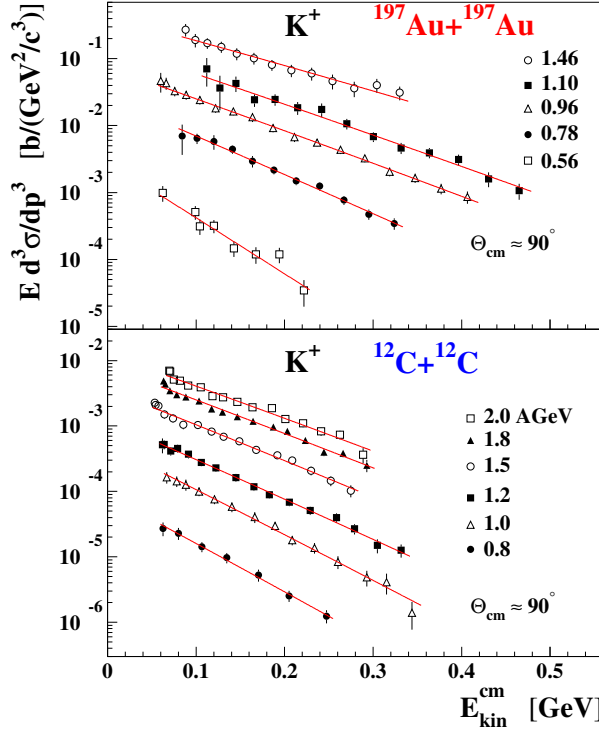


Figure 1. K^+ spectra measured at midrapidity for Au+Au (upper part) and C+C (lower part) at various incident energies [3, 4]. The solid lines are Boltzmann fits to the data.

1.5 A GeV. A striking difference is seen between the trends observed for K^+ and K^- which exhibit a strong rise of $M = A$ with system size and pions which show a slight decrease. The values observed for production seem to be rather constant. Some measurements were not fully inclusive. Those values have been corrected. Having in mind that kaons are produced below their NN thresholds, one can think of mechanisms causing such a rise: Only multiple collisions can collect the energy needed for kaon production and the probability for multistep interactions increases with density and/or system size.

It is of interest to follow how the mass dependence varies with incident energy. The upper part of Fig. 3 shows the pion and K^+ multiplicities per A for C+C and Au+Au collisions as a function of incident energy. The pion multiplicities ($M = A$) representing the sum of charged and neutral pions [4], are smaller for Au+Au than for C+C whereas the K^+ multiplicities per A exhibit the opposite behaviour. These trends are already seen in Fig. 2. With increasing incident energy the differences in $M = A$ between the light and the heavy system become smaller as can be seen in Fig. 3.

The mass dependence of the K^+ yields is demonstrated in the lower part of Fig. 3 showing the ratio $(M = A)_{Au+Au} / (M = A)_{C+C}$. The enhancement factor for K^+ reaches 6 at the lowest measured incident energy. At lower incident energies more and more individual NN interactions are needed to accumulate the energy to produce a K^+ and hence a increasing sensitivity to density occurs. These data represent therefore the ideal set of information to extract the nuclear equation of state (EOS). Depending on the stiffness of the EOS different densities might be reached. A soft EOS allows to compress the nuclear matter easier, higher densities can be achieved and as a

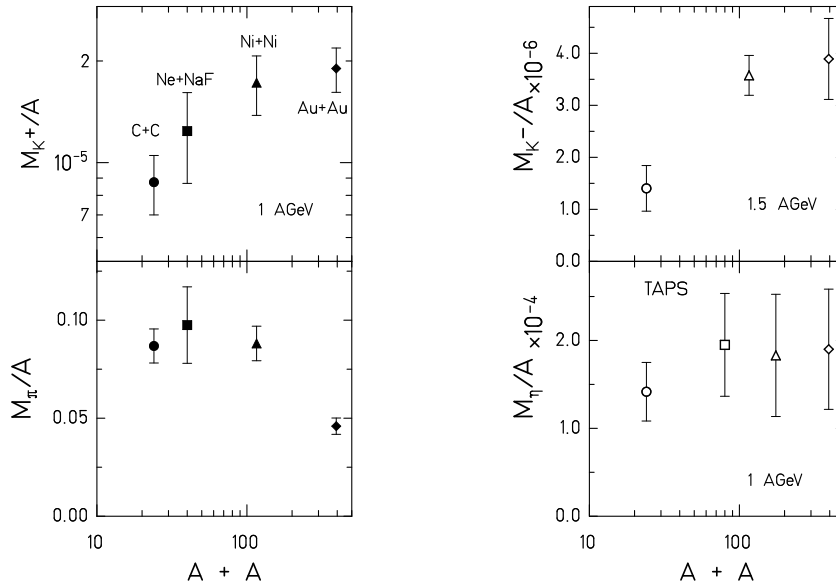


Figure 2. Multiplicities per mass number A as a function of $A + A$ for K^+ and pions ($^+$; 0 ; $^-$) (at 1 A GeV) on the r.h.s and K^- (at 1.5 A GeV) and 0 (at 1 A GeV) left. Partially preliminary data from [3, 4, 5, 13, 15, 16]. Particles with strangeness exhibits a strong rise while those with $s=0$ do not.

consequence more K^+ can be produced. Yet, qualitative arguments are not sufficient to extract the stiffness parameter; transport model calculations are needed and they show that these data are in agreement with a soft ($k=200$ MeV) EOS [11]. This conclusion, however, is put in question by a recent study [12].

Negatively charged kaons are at SIS energies always produced below their NN threshold and rather small cross sections are expected in heavy ion collisions. Furthermore, K^- can be easily absorbed in nuclear matter. Yet, the measured yields turned out to be rather high compared to the yields measured in pp collisions. These measurements by the KaoS Collaboration have attracted considerable interest as in heavy ion collisions the K^- yield compared to the K^+ cross section is much higher than expected from NN collisions [3, 13]. This is especially evident, if the kaon multiplicities are plotted as a function of $p_{\perp}^2/p_{\perp,th}^2$ where $p_{\perp,th}$ is the energy needed to produce the respective particle in NN collisions taking into account the mass of the associated produced partner. The obvious contrast between NN and AA collisions, shown in Fig. 4, has led to the interpretation of the results by in-medium properties which cause e.g. a lower threshold for K^- production when produced in dense matter [17]. Of course, the difference between NN and AA collisions as shown in Fig. 4, is not sufficient to conclude on properties of kaons in matter. In heavy ion collisions, kaons can be produced by other channels, e.g. $\pi^+ \pi^- \rightarrow K^+ K^-$ which are not available in NN collisions. Only by using detailed transport model calculations one can conclude on new properties of kaons in matter [17]. They demonstrate that by including secondary collisions and the newly opened channels the measured K^- yields are not reproduced when using bare kaon masses.

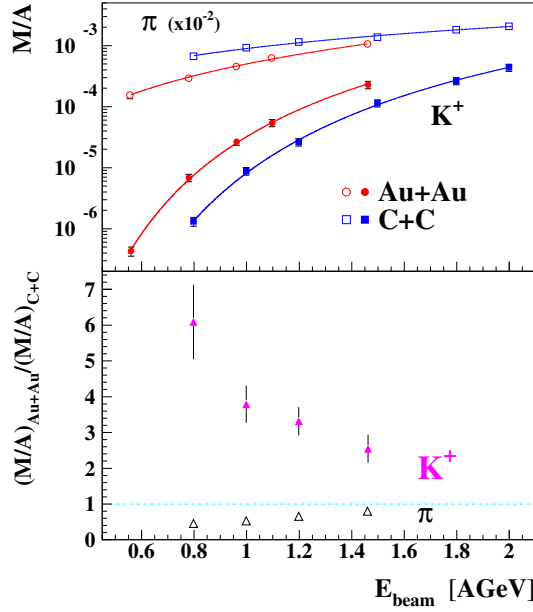


Figure 3. Upper part: Multiplicities of K^+ and pions per A as a function of incident energy. The pion data include charged and neutral pions. The lines represent fits to the data (see [4]). Lower part: Ratio of the multiplicities per A (Au+Au over C+C) as a function of incident energy.

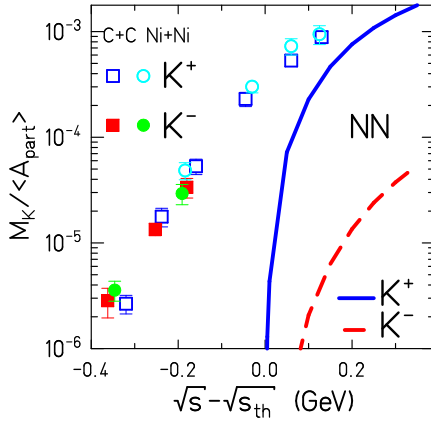


Figure 4. Measured K^+ and K^- yields in heavy ion and NN collisions as a function of $\sqrt{s} - \sqrt{s_{\text{th}}}$ [3, 13, 14]. $\langle A_{\text{part}} \rangle$ is $A=2$ for heavy ion data and 2 for NN collisions.

4. Interpretation within a Statistical Model

The spectral shapes of particles presented so far, are in agreement with the interpretation within a statistical concept. The measured multiplicities for pions and K^+ (Fig. 2) evidence a strong contrast; while the pion multiplicity decreases with the mass of the colliding system, the K^+ multiplicity rises strongly. The latter observation seems to be in conflict with a thermal interpretation, which (in a naive view) should give multiplicities per mass number A being constant.

Usually, the particle number densities or the multiplicities per A_{part} , here for pions, are described in a simplified way by a Boltzmann factor

$$\frac{M}{A_{\text{part}}} \sim \exp \left(- \frac{\langle E \rangle}{T} \right) : \quad (1)$$

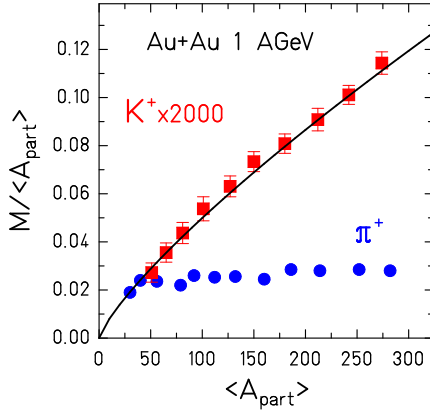


Figure 5. The multiplicity of $K^+ = A_{part}$ rises strongly with A_{part} in contrast to the pion multiplicity [23]. This rise can be described by the thermal model including exact strangeness conservation (see text).

The production of strange particles has to fulfill strangeness conservation. The attempt to describe the measured particle ratios including strange hadrons at AGS and SP S using a strangeness chemical potential μ_s is quite successful [18, 19]. However, this grand-canonical treatment is not sufficient, if the number of produced strange particles is small. There, a statistical model has to take care of exact strangeness conservation in each reaction as introduced by Hagedorn [20]. This is done by taking into account that together with each K^+ another strange particle, e.g. a \bar{K}^0 is produced:

$$\frac{M_{K^+}}{A_{part}} = \exp \left[-\frac{\langle E_{K^+} \rangle}{T} \right] g_K V \frac{d^3p}{(2\pi)^3} \exp \left[-\frac{(E_{K^+} - \mu_B)}{T} \right]; \quad (2)$$

with the temperature T , the baryo-chemical potential μ_B , the degeneracy factors g_i , the production volume for making the associate pair V (see [21, 22]) and the total energies E_i . This formula, simplified for demonstration purpose, neglects other combinations leading to the production of K^+ as well as the use of Bose-Fermi distributions, which are all included in the computation. The corresponding formula for \bar{K}^0 production is similar, but does not depend on μ_B . This point will become important later on.

$$\frac{M_{\bar{K}^0}}{A_{part}} = \exp \left[-\frac{\langle E_{\bar{K}^0} \rangle}{T} \right] g_{\bar{K}} V \frac{d^3p}{(2\pi)^3} \exp \left[-\frac{E_{\bar{K}^0}}{T} \right]; \quad (3)$$

These formulae lead to a reduction of K^+ and \bar{K}^0 yields as compared to the numbers calculated without exact strangeness conservation [21, 22]. Two extreme conditions can be seen from Eqs. (2) and (3) [21]. In the low-number limit, the additional term (due to the parameter V) leads to a linear rise of $M_{K^+} = A_{part}$ while $M_{\bar{K}^0} = A_{part}$ remains constant. This is in remarkable agreement with the experimental observations shown in Fig. 5. For very high temperatures or very large V , the terms in brackets approach unity (see Ref. [21]) and the formulae coincide with the grand-canonical procedure.

A further test is the understanding of all particle yields. The measured yields (or particle ratios) can be described in this statistical concept by combinations of T and μ_B shown as lines in Fig. 6 for central Ni+Ni collisions at three incident energies. Besides the results for $\mu_B = 0$ all measured particle ratios intersect within a small area reflecting T and μ_B at freeze out. Surprisingly, even the measured $K^+ = \bar{K}^0$ ratio fits into this representation and this ratio does not depend on the choice of the volume term V .

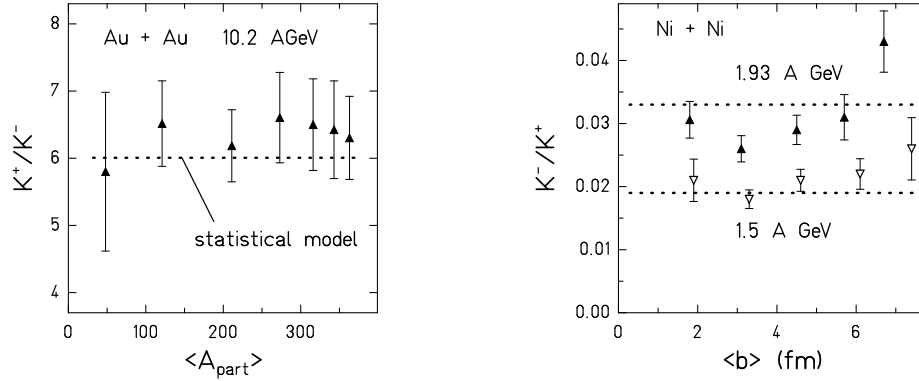
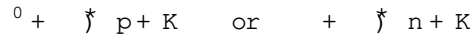


Figure 8. Ratio of K^+ to K^- as a function of the number of participants A_{part} (left for Au+Au at 10.2 A GeV [26], right for Ni+Ni at 1.5 and 1.93 A GeV [14] together with the statistical model (dashed line) evidencing the independence of $\langle A_{part} \rangle$.

is above, the K^- production below their respective thresholds.

Transport model calculations and other estimates show clearly that strangeness equilibration requires a time interval of 40 { 80 fm/c [27, 28]. While the statistical model is quite successful describing the particle yields, including strange particles, this cannot be taken as proof for chemical equilibration. Especially in case of the K^+ production, no strong absorptive channel seems to be available. This point clearly deserves further attention. At these low incident energies the strange quarks are found only in a few hadrons. The s quark is found only in K^+ , while the \bar{s} quark will be shared between K^- and Λ (or other hyperons). The latter sharing might be in chemical equilibrium as the reactions



are strong and have only slightly negative Q-values of -176 MeV. If these reactions are the dominating channel, the law of mass action might be applied giving for the respective concentrations

$$\frac{[K^-]}{[K^+]} = \frac{[p]}{[n]} : \quad (4)$$

As the number of K^- relative to K^+ is small, $[K^-]$ can be approximated by $[K^+]$ and rewriting gives

$$\frac{[K^-]}{[K^+]} / M(\Lambda^0 + \bar{s}) = A : \quad (5)$$

Figure 9 tests the validity of this relation at SIS and AGS energies showing a rather linear rise of K^-/K^+ with $M(\Lambda^0 + \bar{s})=A$ reflecting a constant value of A .

5. Beyond the Statistical Model

While the presented results exhibit an astonishing agreement with the statistical model there are clear experimental observations which are beyond the statistical description indicating new phenomena. These results are presented by the following talks:

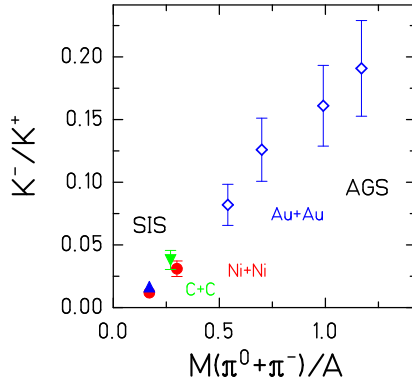


Figure 9. The K^-/K^+ ratio as a function of the pion multiplicity $M(\pi^0 + \pi^-)/A$ as a test of the law of mass action. Preliminary data.

The emission of positively charged kaon, measured by the KaoS Collaboration, exhibits an elliptic flow which is hard to understand as the K^+ interaction with nuclear matter is small [30]. Only by including a repulsive K^+N potential the experimental data can be described. Talk by Y. Shin.

The measured p_T -dependence of the directed flow of K^+ in Ru+Ru and Ni+Ni collisions near threshold, studied by the FOPI collaboration, can only be described when using a repulsive K^+N potential [31]. Talk by P. Crochet. An extremely strong anti flow signal of K^0 is found in Au+Au collisions at 6 A GeV by the EOS collaboration [32]. Talk by P. Chung.

Direct experimental evidence for the time evolution of pion emission is presented based on the shadowing of spectator matter in certain space-time regions [33]. In peripheral collisions of Au+Au at 1.0 A GeV incident energy the moving spectator matter acts like a shutter of a camera shielding the pions, i.e. modifying the pion emission pattern according to the spatial distribution of the spectator matter at the time of the pion freeze out. The motion of the spectator serves as a calibrated clock. This analysis suggests that in Au+Au collisions at 1 A GeV most of the high-energy pions freeze out within 10 fm/c after the first touch of the nuclei. Low-energy pions do freeze out later and over a longer time interval [33].

6. Summary

The measured multiplicities of K^+ and K^- production at subthreshold energies rise more than linearly with system mass A and with the number of participating nucleons A_{part} . The spectra do not show deviations from Boltzmann shapes.

A global survey of the spectral shapes and yields of the emitted pions, K^+ and K^- points towards an interpretation within a statistical concept. This model takes into account exact strangeness conservation, i.e. the associate production of two strange particles (e.g. K^+ and Λ). It does not only explain the various particle ratios (except Λ/π), but also describes the very different A_{part} -dependences of the K^+ and multiplicities.

Despite the apparent success of the statistical model of particle production under the assumption of thermal and chemical equilibration and using masses of free particles, the present understanding of hadronic interactions contradicts chemical

equilibrium for strange particles [28]. While for K^- the channel $K^- + N \rightarrow \bar{K}^0 + \Lambda$ is open, for K^+ no corresponding channel is available needed to understand how equilibrium can be obtained. The kaon yields in the statistical model are based on free masses, while transport model largely under-predict the measured K^- yields when using bare masses. Only if in-medium masses for K^- are used, which are considerably lower, agreement with the measured rates can be achieved. This discrepancy seems to put into question our present understanding of interactions at the high densities reached in heavy ion collisions.

Furthermore, the observation of a strong elliptic flow of K^+ , and of pronounced p_T -dependence of a directed flow can only be described using a repulsive K^+N potential.

The discrepancy between the two controversial interpretation needed to describe the data might disappear when the collision process is understood as a dynamical evolution; in some observables, e.g. particle ratios, the dynamics is lost. However, when looking at small areas of the phase space the influence of a dynamical evolution could be traced back.

- [1] A. Gobbi et al., Nucl. Instrum. Methods. A 324 (1993) 156.
- [2] P. Senger et al., Nucl. Instrum. Methods. A 327 (1993) 393.
- [3] F. Laue, C. Sturm et al., Phys. Rev. Lett. 82 (1999) 1640.
- [4] C. Sturm et al., submitted to Phys. Rev. Lett.; C. Sturm, Ph.D. Thesis, Technische Universität Darmstadt, 2000.
- [5] C. Muntz et al., Z. Phys. A 357 (1997) 399.
- [6] D. Pelte et al., Z. Phys. A 357 (1997) 215; Z. Phys. A 359 (1997) 55.
- [7] H. Oeschler et al., Acta Physica Polonica B 31 (2000) 227.
- [8] W. Weinhold, B. Friman, W. Norenberg, Phys. Lett. B 433 (1998) 236.
- [9] B. Hong et al., Phys. Lett. B 407 (1997) 115.
- [10] A. Forster, master's thesis, Technische Universität Darmstadt, 1998.
- [11] C. Fuchs, A. Faessler, E. Zabrodin, Y. M. Zheng, submitted to Phys. Rev. Lett.
- [12] C. Hartnack and J. Aichelin, Proceedings of the International Workshop "Hadrons in Dense Matter", Hirschegg, Austria, January 2000.
- [13] R. Barth et al., Phys. Rev. Lett. 78 (1997) 4007.
- [14] M. Menzel, Ph.D. Thesis, Universität Marburg, 2000.
- [15] A. Forster, Ph.D. Thesis, Technische Universität Darmstadt, in preparation.
- [16] R. Auerbeck et al., Z. Phys. A 359 (1997) 65; R. Auerbeck et al., TAPS workshop, St. Odile, Sept. 1997 nucl-ex/9803001 and references therein.
- [17] W. Cassing et al., Nucl. Phys. A 614 (1997) 415.
- [18] P. Braun-Munzinger, J. Stachel, J.P. Wessels and N. Xu, Phys. Lett. B 344 (1995) 43.
- [19] J. Cleymans and H. Satz, Z. Phys. C 57 (1993) 135.
- [20] R. Hagedorn, CERN Yellow Report 71-12 (1971).
- [21] J. Cleymans, H. Oeschler, K. Redlich, Phys. Rev. C 59 (1999) 1663.
- [22] J. Cleymans, H. Oeschler, K. Redlich, Phys. Lett. 485 (2000) 27.
- [23] M. Mang, Ph.D. thesis, University of Frankfurt, 1997.
- [24] L. Ahle et al., (E-802 Collaboration), Phys. Rev. C 58 (1998) 3523;
- [25] J.C. Dunlop and C.A. Ogilvie, nucl-th/9911015; J.C. Dunlop, Ph.D. Thesis, MIT, 1999.
- [26] L. Ahle et al., (E-802 Collaboration), Phys. Rev. C 60 (1999) 044904.
- [27] P. Koch, B. Müller and J. Rafelski, Phys. Rep. 142 (1986) 167.
- [28] E.L. Bratkovskaya et al., nucl-th/0001008.
- [29] J. Cleymans and K. Redlich, Phys. Rev. Lett. 81 (1998) 5284; Phys. Rev. C 60 (1999) 054908.
- [30] Y. Shin et al., Phys. Rev. Lett. 81 (1998) 1576.
- [31] P. Crochet et al., Phys. Lett. B 486 (2000) 6.
- [32] P. Chung et al., Phys. Rev. Lett. 85 (2000) 940.
- [33] A. Wagner et al., Phys. Rev. Lett. 85 (2000) 18; A. Wagner, Ph.D. thesis, Technische Universität Darmstadt, 1997.