

# New Measurement of Parity Violation in Elastic Electron-Proton Scattering and Implications for Strange Form Factors

K. A. Aniol<sup>a</sup>, D. S. Armstrong<sup>ah</sup>, T. Averett<sup>ah</sup>, M. Baylac<sup>aa</sup>,  
E. Burtin<sup>aa</sup>, J. Calarco<sup>t</sup>, G. D. Cates<sup>x</sup>, C. Cavata<sup>aa</sup>, Z. Chai<sup>s</sup>,  
C. C. Chang<sup>q</sup>, J.-P. Chen<sup>l</sup>, E. Chudakov<sup>l</sup>, E. Cisbani<sup>k</sup>,  
M. Coman<sup>d</sup>, D. Dale<sup>n</sup>, A. Deur<sup>l</sup>, P. Djawotho<sup>ah</sup>,  
M. B. Epstein<sup>a</sup>, S. Escoffier<sup>aa</sup>, L. Ewell<sup>q</sup>, N. Falletto<sup>aa</sup>,  
J. M. Finn<sup>ah</sup>, A. Fleck<sup>y</sup>, B. Frois<sup>aa</sup>, S. Frullani<sup>k</sup>, J. Gao<sup>s</sup>,  
F. Garibaldi<sup>k</sup>, A. Gasparian<sup>g</sup>, G. M. Gerstner<sup>ah</sup>, R. Gilman<sup>l,z</sup>,  
A. Glamazdin<sup>o</sup>, J. Gomez<sup>l</sup>, V. Gorbenko<sup>o</sup>, O. Hansen<sup>l</sup>,  
F. Hersman<sup>t</sup>, D. W. Higinbotham<sup>ag</sup>, R. Holmes<sup>ac</sup>, M. Holtrop<sup>t</sup>,  
B. Humensky<sup>x</sup>, S. Incerti<sup>ad</sup>, M. Iodice<sup>j</sup>, C. W. de Jager<sup>l</sup>,  
J. Jardillier<sup>aa</sup>, X. Jiang<sup>z</sup>, M. K. Jones<sup>ah</sup>, J. Jorda<sup>aa</sup>,  
C. Jutier<sup>w</sup>, W. Kahl<sup>ac</sup>, J. J. Kelly<sup>q</sup>, D. H. Kim<sup>p</sup>, M.-J. Kim<sup>p</sup>,  
M. S. Kim<sup>p</sup>, I. Kominis<sup>x</sup>, E. Kooijman<sup>m</sup>, K. Kramer<sup>ah</sup>,  
K. S. Kumar<sup>r,x</sup>, M. Kuss<sup>l</sup>, J. LeRose<sup>l</sup>, R. De Leo<sup>i</sup>,  
M. Leuschner<sup>t</sup>, D. Lhuillier<sup>aa</sup>, M. Liang<sup>l</sup>, N. Liyanage<sup>s</sup>,  
R. Lourie<sup>ab</sup>, R. Madey<sup>m</sup>, S. Malov<sup>z</sup>, D. J. Margaziotis<sup>a</sup>,  
F. Marie<sup>aa</sup>, P. Markowitz<sup>l</sup>, J. Martino<sup>aa</sup>, P. Mastromarino<sup>x</sup>,  
K. McCormick<sup>w</sup>, J. McIntyre<sup>z</sup>, Z.-E. Meziani<sup>ad</sup>, R. Michaels<sup>l</sup>,  
B. Milbrath<sup>c</sup>, G. W. Miller<sup>x</sup>, J. Mitchell<sup>l</sup>, L. Morand<sup>e,aa</sup>,  
D. Neyret<sup>aa</sup>, G. G. Petratos<sup>m</sup>, R. Pomatsalyuk<sup>o</sup>, J. S. Price<sup>l</sup>,  
D. Prout<sup>m</sup>, T. Pussieux<sup>aa</sup>, G. Quéméner<sup>ah</sup>, R. D. Ransome<sup>z</sup>,  
D. Relyea<sup>x</sup>, Y. Roblin<sup>b</sup>, J. Roche<sup>ah</sup>, G. A. Rutledge<sup>ah</sup>,  
P. M. Rutt<sup>l</sup>, M. Rvachev<sup>s</sup>, F. Sabatie<sup>w</sup>, A. Saha<sup>l</sup>,  
P. A. Souder<sup>ac</sup>, M. Spradlin<sup>h,x</sup>, S. Strauch<sup>z</sup>, R. Suleiman<sup>m</sup>,  
J. Templon<sup>f</sup>, T. Teresawa<sup>ae</sup>, J. Thompson<sup>ah</sup>, R. Tieulent<sup>q</sup>,  
L. Todor<sup>w</sup>, B. T. Tonguc<sup>ac</sup>, P. E. Ulmer<sup>w</sup>, G. M. Urciuoli<sup>k</sup>,  
B. Vlahovic<sup>l,v</sup>, K. Wijesooriya<sup>ah</sup>, R. Wilson<sup>h</sup>,  
B. Wojtsekhowski<sup>l</sup>, R. Woo<sup>af</sup>, W. Xu<sup>s</sup>, I. Younus<sup>ac</sup>, C. Zhang<sup>q</sup>

(HAPPEX Collaboration)

- <sup>a</sup>California State University - Los Angeles, Los Angeles, California 90032, USA  
<sup>b</sup>Université Blaise Pascal/IN2P3, F-63177 Aubière, France  
<sup>c</sup>Eastern Kentucky University, Richmond, Kentucky 40475, USA  
<sup>d</sup>Florida International University, Miami, Florida 33199, USA  
<sup>e</sup>Université Joseph Fourier, F-38041 Grenoble, France  
<sup>f</sup>University of Georgia, Athens, Georgia 30602, USA  
<sup>g</sup>Hampton University, Hampton, Virginia 23668, USA  
<sup>h</sup>Harvard University, Cambridge, Massachusetts 02138, USA  
<sup>i</sup>INFN, Sezione di Bari and University of Bari, I-70126 Bari, Italy  
<sup>j</sup>INFN, Sezione di Roma III, 00146 Roma, Italy  
<sup>k</sup>INFN, Sezione Sanità, 00161 Roma, Italy  
<sup>l</sup>Thomas Jefferson National Accelerator Laboratory, Newport News, Virginia 23606, USA  
<sup>m</sup>Kent State University, Kent, Ohio 44242, USA  
<sup>n</sup>University of Kentucky, Lexington, Kentucky 40506, USA  
<sup>o</sup>Kharkov Institute of Physics and Technology, Kharkov 310108, Ukraine  
<sup>p</sup>Kyungpook National University, Taegu 702-701, Korea  
<sup>q</sup>University of Maryland, College Park, Maryland 20742, USA  
<sup>r</sup>University of Massachusetts Amherst, Amherst, Massachusetts 01003, USA  
<sup>s</sup>Massachusetts Institute of Technology, Cambridge, Massachusetts 02139, USA  
<sup>t</sup>University of New Hampshire, Durham, New Hampshire 03824, USA  
<sup>u</sup>Norfolk State University, Norfolk, Virginia 23504, USA  
<sup>v</sup>North Carolina Central University, Durham, North Carolina 27707, USA  
<sup>w</sup>Old Dominion University, Norfolk, Virginia 23508, USA  
<sup>x</sup>Princeton University, Princeton, New Jersey 08544, USA  
<sup>y</sup>University of Regina, Regina, Saskatchewan S4S 0A2, Canada  
<sup>z</sup>Rutgers, The State University of New Jersey, Piscataway, New Jersey 08855, USA  
<sup>aa</sup>CEA Saclay, DAPNIA/SPhN, F-91191 Gif-sur-Yvette, France  
<sup>ab</sup>State University of New York at Stony Brook, Stony Brook, New York 11794, USA  
<sup>ac</sup>Syracuse University, Syracuse, New York 13244, USA  
<sup>ad</sup>Temple University, Philadelphia, Pennsylvania 19122, USA  
<sup>ae</sup>Tohoku University, Sendai 9890, Japan  
<sup>af</sup>TRIUMF, Vancouver, British Columbia V6T 2A3, Canada

<sup>ag</sup> *University of Virginia, Charlottesville, Virginia 22901, USA*

<sup>ah</sup> *College of William and Mary, Williamsburg, Virginia 23187, USA*

---

**Abstract**

We have measured the parity-violating electroweak asymmetry in the elastic scattering of polarized electrons from the proton. The result is  $A = -15.05 \pm 0.98(stat) \pm 0.56(syst)$  ppm at the kinematic point  $\langle \theta_{lab} \rangle = 12.3^\circ$  and  $\langle Q^2 \rangle = 0.477$  (GeV/c)<sup>2</sup>. The value for the strange form factor  $(G_E^s + 0.392G_M^s)/(G_M^p/\mu_p) = 0.069 \pm 0.056 \pm 0.039$  is extracted from the data, where the first error is experimental and the second arises from the uncertainties in electromagnetic form factors. This measurement is the first fixed-target parity violation experiment that used either a “strained” GaAs photocathode to produce highly polarized electrons or a Compton polarimeter to continuously monitor the electron beam polarization.

*Key words:*

*PACS:* 13.60.Fz, 11.30.Er, 13.40.Gp, 14.20.Dh

---

It is well known that strange quarks and antiquarks are present in the nucleon. An important open question is the role that sea (non-valence) quarks in general and strange quarks in particular [1] play in the fundamental properties of the nucleon. For example, do strange quarks contribute to the charge radius or magnetic moment of the proton? If so, the strange form factors  $G_E^s$  and  $G_M^s$  are significant. A number of papers have suggested that indeed these form factors may be large [1–10]. Others models suggest small contributions [11–14].

Strange form factors can be isolated from up and down quark form factors by measuring the parity-violating asymmetry  $A = (\sigma_R - \sigma_L)/(\sigma_R + \sigma_L)$  in the elastic scattering of polarized electrons from protons [15,16]. The experiments are challenging since  $A \approx A_0\tau \approx 10$  parts per million (ppm) for typical kinematics. Here  $A_0 = (G_F M_p^2)/(\sqrt{2}\pi\alpha) = 316.7$  ppm, where  $G_F$  is the Fermi constant for muon decay and  $M_p$  is the proton mass. Also  $\tau = Q^2/4M_p^2$  where  $Q^2$  is the square of the four-momentum transfer. Nevertheless, several experiments have recently published significantly non-zero values for  $A$  [17–19]. In this letter, we present the most precise measurement to date for  $A$  of the proton and determine new limits for the possible contribution of strange form factors.

Measurements of elastic electromagnetic and electroweak nucleon scattering provide three sets of vector form factors. From this information, the form

---

*Email addresses:* finn@physics.wm.edu (J. M. Finn), souder@phy.syr.edu (P. A. Souder).

factors for each flavor may be determined [20]:  $G_{E,M}^u$ ,  $G_{E,M}^d$ , and  $G_{E,M}^s$ . A convenient alternate set, which is directly accessible in experimental measurements, is the electromagnetic form factors  $G_{E,M}^{p\gamma}$ ,  $G_{E,M}^{n\gamma}$ , plus  $G_{E,M}^0$ . Here  $G^0 = (G^u + G^d + G^s)/3$ ,  $G^{p\gamma} = \frac{2}{3}G^u - \frac{1}{3}G^d - \frac{1}{3}G^s$ , and  $G^{n\gamma} = \frac{2}{3}G^d - \frac{1}{3}G^u - \frac{1}{3}G^s$ , where the last expression assumes charge symmetry.  $G^0$  cannot be accessed in electromagnetic scattering and thus represents new information on nucleon dynamics that can be accessed only via measurements of the weak neutral current amplitude.

The theoretical asymmetry in the Standard Model has a convenient form in terms of  $G^0$ :

$$A_{th} = -A_0\tau\rho'_{eq} \left( 2 - 4\hat{\kappa}'_{eq} \sin^2 \theta_W - \frac{\varepsilon\eta_p}{\varepsilon\eta_p^2 + \tau\mu_p^2} \frac{G_E^0 + \beta G_M^0}{(G_M^{p\gamma}/\mu_p)} \right) - A_A \quad (1)$$

where  $\mu_p(\mu_n) \approx 2.79(-1.91)$  is the proton(neutron) magnetic moment in nuclear magnetons,  $\eta_p = \eta_p(Q^2) = G_E^{p\gamma}(Q^2)/(G_M^{p\gamma}(Q^2)/\mu_p)$ ,  $\varepsilon = (1 + 2(1 + \tau) \tan^2 \theta/2)^{-1}$  is the longitudinal photon polarization, and  $\beta = \tau\mu_p/(\varepsilon\eta_p)$ . The scattering angle of the electron in the laboratory is  $\theta$ . The contribution from the proton axial form factor,  $A_A = (0.56 \pm 0.23)$  ppm, is calculated to be small for our kinematics [21,22]. Recent data from the SAMPLE collaboration [23] is not inconsistent with Refs. [21,22] but has larger errors. The parameters  $\rho'_{eq} = 0.9879$  and  $\hat{\kappa}'_{eq} = 1.0029$  include the effect of electroweak radiative corrections [24], and  $\sin^2 \theta_W = 0.2314$ .

If, in addition to  $G_{E,M}^0$ , the proton and neutron electromagnetic form factors  $G_{E,M}^{p\gamma}$  and  $G_{E,M}^{n\gamma}$  are known, the strange form factors may be determined from

$$G_{E,M}^s = G_{E,M}^0 - G_{E,M}^{p\gamma} - G_{E,M}^{n\gamma}. \quad (2)$$

It is convenient to normalize the form factors to  $G_M^{p\gamma}/\mu_p$  since the normalized form factors depend less on experimental uncertainties and tend to vary less with  $\tau$ . The quantities extracted are  $G_E^s/(G_M^{p\gamma}/\mu_p) \rightarrow \tau\rho_s$  and  $G_M^s/(G_M^{p\gamma}/\mu_p) \rightarrow \mu_s$  for the limit  $\tau \rightarrow 0$ . Models [2,3,5,8] suggest that the radius parameter  $\rho_s$  could be of the order of  $\pm 2$  and the strangeness contribution to the magnetic moment  $\mu_s$  could be of the order of  $-0.3$ . If the strange form factors are indeed of this scale, our experiment along with other experiments in progress should be able to establish their presence.

This experiment took place in Hall A at the Thomas Jefferson National Accelerator Facility. An approximately  $35\mu\text{A}$  beam of 67-76% polarized electrons with an energy of 3.3 GeV scattered from a 15 cm liquid hydrogen target. Elastic events were detected by integrating the signal in total-absorption counters located at the focal plane of a pair of high-resolution magnetic spectrometers. [18]

It is important that the signal be purely elastic, since background processes may have large asymmetries. For example, the production of the prominent  $\Delta$ -resonance has 3 times the asymmetry of elastic scattering. [20] To measure the rejection of unwanted events by our system, we measured the response of the detector, both in counting and integrating mode, as a function of the mismatch between the spectrometer setting and the momentum of elastic events. The result, shown in Fig. 1, is that the integrated response drops many orders of magnitude as the momentum mismatch increases. Based on these data, we determined that only 0.2% of our signal arises from inelastic background processes. Quasi-elastic scattering from the Al target windows contributed 1.5% to the measured signal. The net effect of all the backgrounds is listed in Table 1.

A new feature of the experiment is that the beam polarization  $P_e \approx 70\%$ . This was achieved by using photoemission by circularly polarized laser light impinging on a “strained” GaAs crystal. A plot of the polarization versus time for part of the run is given in Fig. 2. The starred points are from Møller scattering and the dots are preliminary data from the recently commissioned Compton polarimeter. The Compton device continuously monitored the polarization of the beam on target and ruled out possible significant variations in polarizations between the daily Møller measurements. Both devices have an overall systematic error  $\Delta P_e/P_e \sim 3.2\%$ .

To study possible systematic errors in our small asymmetry, we inserted a half-wave ( $\lambda/2$ ) plate in the laser beam at the source to reverse the sign of the helicity. Data were obtained in sets of 24-48 hour duration, and the state of the  $\lambda/2$  plate was reversed for each set. The resulting asymmetries are shown in Fig. 3a. The asymmetries reverse as expected but otherwise behave statistically.

The strained GaAs crystal, in contrast to the bulk GaAs used for our previous result, has a large analyzing power for linearly polarized light. The analyzing power tends to promote helicity-correlated differences in beam parameters such as position, energy, and intensity. The intensity asymmetry was nulled with a feedback system. In addition, the intensity asymmetry in the beam in another hall also had to be nulled. The position and energy differences were measured with precision microwave monitors. One example of monitor data is shown in Fig. 3b. The effect of these beam differences on the asymmetry was measured by calibrating the apparatus with beam correction coils and an energy vernier. The resultant correction, shown in Fig. 3c, proved to have an average of  $0.02 \pm 0.02$  ppm.

The experimental asymmetry, corrected for the measured beam polarization, is  $A_{exp} = -15.1$  at  $Q^2 = 0.477$  (GeV/c)<sup>2</sup> for the 1999 data. We also include the previously reported 1998 data, [18] which gives  $A_{exp} = -14.7$  ppm when

extrapolated to the same  $Q^2$  value but with approximately twice the statistical and systematic errors. In addition, three small corrections based on subsequent data analysis were made to the 1998 data: i. the background correction was included; ii. the measured beam polarization was reduced by 1.5%; and iii. the  $Q^2$  value was determined to be  $0.474 \text{ (GeV/c)}^2$ . instead of  $0.479 \text{ (GeV/c)}^2$ . An increase of 1% in  $Q^2$  is expected to increase the magnitude of the asymmetry by 1.5%. The errors for all the data are given in Table 1. Systematic errors in the beam polarimetry and in the measurement of the spectrometer angle were the most significant sources. The combined result is  $-15.05 \pm 0.98(stat) \pm 0.56(syst)$  ppm at the average kinematics  $Q^2=0.477 \text{ (GeV/c)}^2$  and  $\theta = 12.3^\circ$ . This is the average asymmetry over the finite solid angle of the spectrometers; we estimate the value at the nominal kinematics is smaller by 0.7%.

By using Eq. 1, we obtain  $(G_E^0 + \beta G_M^0)/(G_M^{p\gamma}/\mu_p) = 1.527 \pm 0.048 \pm 0.027 \pm 0.011$ , where the first error is statistical, the second systematic, and the last error is due to the uncertainty from  $A_A$ ;  $\beta = 0.392$  in our kinematics. The sensitivity to  $\eta_p$  is negligible. To determine the contribution due to strange form factors, we use Eq. 2 and data for the electromagnetic form factors. The values we use [25–32] are summarized in the first three lines of Table 2. Thus we have  $(G_E^s + \beta G_M^s)/(G_M^{p\gamma}/\mu_p) = 0.069 \pm 0.056 \pm 0.039$ , where the first error is the errors in  $G^0$  combined in quadrature and the second due to the electromagnetic form factors. For our kinematics,  $(G_M^{p\gamma}/\mu_p) \sim 0.36$ .

If we assume that the  $\tau \rightarrow 0$  limit for the ratio of form factors is valid at our  $Q^2$ , we obtain  $\rho_s + 2.9\mu_s = 0.51 \pm 0.41 \pm 0.29$ . This result with the quoted errors added in quadrature is plotted in Fig. 4, together with various predictions. The allowed region in parameter space is severely restricted, and some predictions are clearly excluded. [2,3] However, several models with substantial strange form factors are compatible with our result. [6,8,9]

We have a new experiment approved at JLab for a kinematic point at  $Q^2 \sim 0.1 \text{ (GeV/c)}^2$  that will significantly reduce our sensitivity to possible additional  $Q^2$  dependence of the strange form factors in determining  $\rho_s + 2.9\mu_s$ . The electromagnetic form factors are a major source of uncertainty for  $(G_E^s + \beta G_M^s)$ . Moreover, there exist for  $G_M^n$  data [33], also given in Table 2, that are inconsistent with the value we chose. With this choice,  $(G_E^s + \beta G_M^s)/(G_M^{p\gamma}/\mu_p) = 0.122 \pm 0.056 \pm 0.047$ . Fortunately, there are experiments in progress that will significantly improve the accuracy of the electromagnetic form factors. These new electromagnetic measurements could have significant impact on the conclusions that we can draw about strange form factors.

We wish to thank the entire staff at JLab for their tireless work in developing this new facility, and particularly C. K. Sinclair and M. Poelker for their timely work on the polarized source. This work was supported by DOE contract DE-AC05-84ER40150 under which the Southeastern Universities Re-

search Association (SURA) operates the Thomas Jefferson National Accelerator Facility, the Department of Energy, the National Science Foundation, the Korean Science and Engineering Foundation (Korea), the INFN (Italy), the Natural Sciences and Engineering Research Council of Canada, the Commissariat à l'Énergie Atomique (France), and the Centre National de Research Scientifique (France).

## References

- [1] P. Geiger and N. Isgur, *Phys. Rev. D* 55 (1997) 299.
- [2] R. L. Jaffe, *PLB* 229 (1989) 275.
- [3] H. -W. Hammer, Ulf-G. Meissner, and D. Drechsel, *Phys. Lett. B* 367 (1996) 323.
- [4] M. J. Musolf and M. Burkhardt, *Z. Phys. C* 61 (1994) 433.
- [5] H. Weigel *et al.*, *Phys. Lett. B* 353 (1995) 20.
- [6] N. W. Park, J. Schechter, and H. Weigel, *Phys. Rev. D* 43 (1991) 869.
- [7] N. W. Park and H. Weigel, *Nucl. Phys. A* 541 (1992) 453.
- [8] S. J. Dong, K. F. Liu, and A. G. Williams, *Phys. Rev. D* 58 (1998) 074504.
- [9] H.-W. Hammer and M. J. Ramsey-Musolf, *Phys. Rev. C* 60 (1999) 045205.
- [10] S-T. Hong, B-Y. Park, and D-P. Min, *Phys. Lett. B* 414 (1997) 229.
- [11] H. Ito, *Phys. Rev. C* 52 (1995) R1750.
- [12] W. Koepf, E. M. Henley, and J. S. Pollock, *Phys. Lett. B* 288 (1992) 11.
- [13] Ulf-G. Meissner, V. Mull, J. Speth, and J. W. Van Orden, *Phys. Lett. B* 408 (1997) 381.
- [14] B.-Q Ma, *Phys. Lett. B* 408 (1997) 387.
- [15] D. B. Kaplan and A. Manohar, *Nucl. Phys. B* 310 (1988) 527.
- [16] R. D. McKeown, *Phys. Lett. B* 219 (1989) 140.
- [17] B. Mueller *et al.*, *Phys. Rev. Lett.* 78 (1997) 3824.
- [18] K. Aniol *et al.*, *Phys. Rev. Lett.* 82 (1999) 1096.
- [19] D. T. Spayde *et al.*, *Phys. Rev. Lett.* 84 (2000) 1106.
- [20] M. J. Musolf *et al.*, *Phys. Rep.* **239**, 1 (1994) and references therein.
- [21] M. J. Musolf and B. R. Holstein, *Phys. Lett. B* 242 (1990) 461.

- [22] S.-L Zhu *et al.*, preprint hep-ph/0002252.
- [23] R. Hasty *et al.*, accepted for publication in *Science*, 2000.
- [24] Particle Data Group, C. Caso *et al.*, Eur. Phys. J. C 3 (1998) 1. The electroweak radiative corrections are essentially the same as for atoms. In addition, the peaking approximation is used to correct for the radiative tail.
- [25] R. C. Walker *et al.*, Phys. Rev. D 49 (1994) 5671.
- [26] M. K. Jones *et al.*, Phys. Rev. Lett. 84 (2000) 1398.
- [27] H. Anklin *et al.*, Phys. Lett. B 428 (1998) 248.
- [28] I. Passchier *et al.*, Phys. Rev. Lett. 82 (1999) 4988.
- [29] C. Herberg *et al.*, Eur. Phys. Jour. A 5 (1999) 131.
- [30] M. Ostrick *et al.*, Phys. Rev. Lett. 83 (1999) 276.
- [31] J. Becker *et al.*, Eur. Phys. Jour. A 6 (1999) 329.
- [32] D. Rohe *et al.*, Phys. Rev. Lett. 83 (1999) 4257.
- [33] E. E. W. Bruins *et al.*, Phys. Rev. Lett. 75 (1995) 21. We have corrected these data down by 25% of the difference of these data and those of Ref. [27], based on a private communication from B. Schoch.



Table 1

Summary of corrections and contributions to the errors in % for the measured asymmetry.

Source	Correction (%)	$\delta A/A(\%):1998$	$\delta A/A(\%):1999$
Statistics	—	13.3	7.2
$P_e$	—	7.0	3.2
$Q^2$	—	1.8	1.8
Backgrounds	1.2	0.6	0.6

Table 2

Electromagnetic form factors normalized to  $G_M^p/\mu_p$ . Ref. [27] is used in Fig. 4. The last column is the error in  $A_{th}$  from the quoted error in the corresponding form factor.

Form Factor	Value	Ref.	$\delta A_{th}/A_{th}$
$G_E^p/(G_M^p/\mu_p)$	$0.99 \pm 0.02$	[25,26]	3%
$G_E^n/(G_M^p/\mu_p)$	$0.16 \pm 0.03$	[28–32]	4%
$(G_M^n/\mu_n)/(G_M^p/\mu_p)$	$1.05 \pm 0.02$	[27]	2%
$(G_M^n/\mu_n)/(G_M^p/\mu_p)$	$1.12 \pm 0.04$	[33]	4%

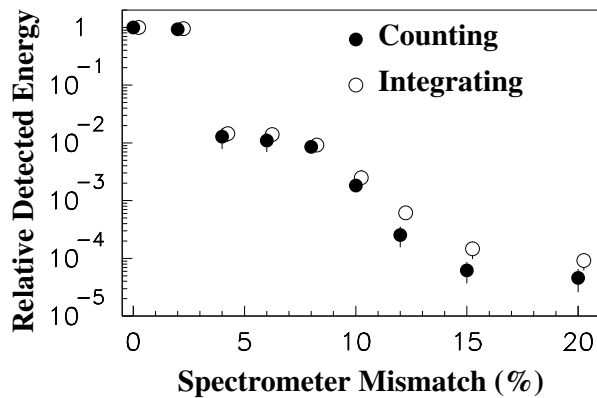


Fig. 1. Fraction of energy deposited in the detector as a function of spectrometer mismatch. The inelastic threshold corresponds to a mismatch of about 4.5%, where the response of the detector is already reduced by a factor of 100.

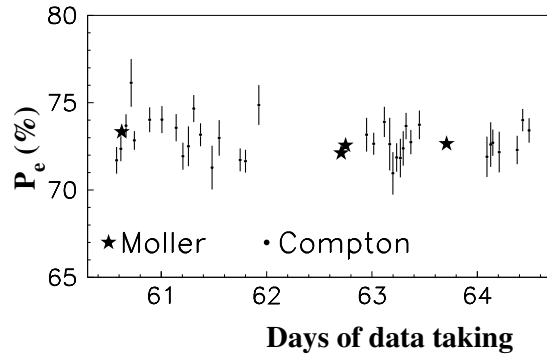


Fig. 2. Electron beam polarization for part of the run. The statistical errors on the Møller data are smaller than the points.

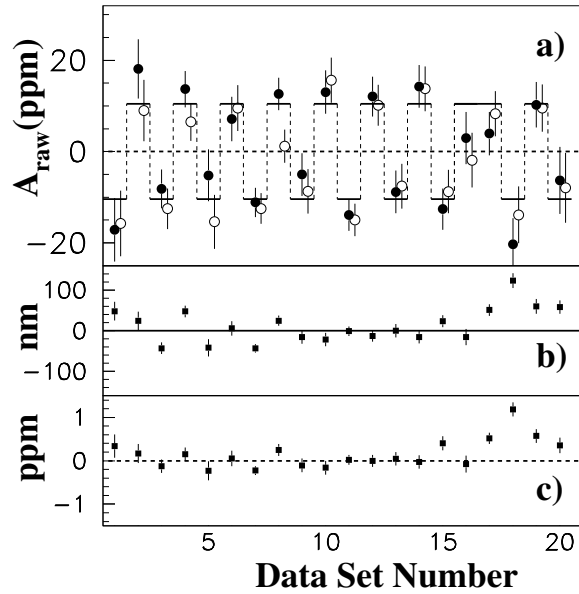


Fig. 3. a) Raw asymmetry versus data set. Solid(open) circles are from the left(right) spectrometer. The step pattern is due to the insertion of the half-wave plate. The  $\chi^2 = 33.7$  for 39 degrees of freedom. b) Helicity-correlated horizontal position difference measured near the target. c) Correction to left spectrometer data due to all of the beam parameter differences.

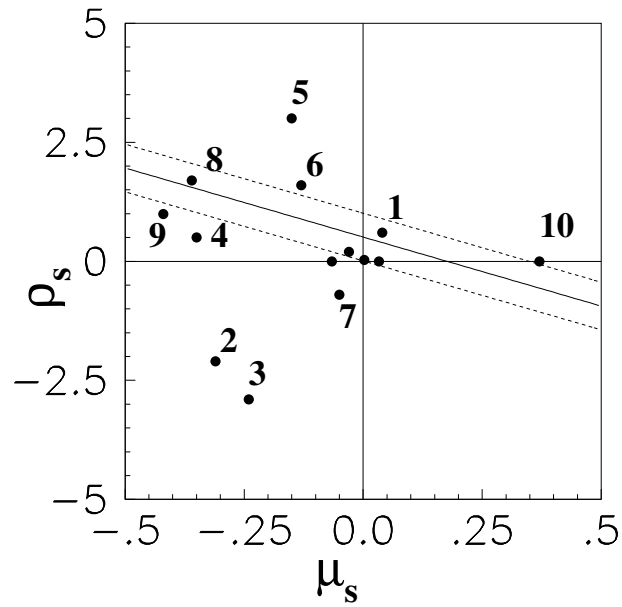


Fig. 4. Parameter space in terms of strange radius parameter  $\rho_s$  and strange contribution to the magnetic moment  $\mu_s$ . Band: allowed region from our results with assumptions listed in text. Points are various estimates from models. [1–14] Predictions with large strangeness are labeled by their reference number. [1–10]