

Cryptanalyzing a discrete-time chaos synchronization secure communication system

G. Álvarez^{*}, F. Montoya, M. Romera, G. Pastor

*Instituto de Física Aplicada, Consejo Superior de Investigaciones Científicas,
Serrano 144—28006 Madrid, Spain*

Abstract

This paper describes the security weakness of a recently proposed secure communication method based on discrete-time chaos synchronization. We show that the security is compromised even without precise knowledge of the chaotic system used. We also make many suggestions to improve its security in future versions.

1 Introduction

In recent years, a growing number of cryptosystems based on chaos have been proposed [1,2], many of them fundamentally flawed by a lack of robustness and security [3,4,5,6,7,8,9,10,11,12,13,14,15]. In [16], a secure communication system based on chaotic modulation using discrete-time chaos synchronization is proposed. Two different schemes of message encoding are presented. In the first scheme, the binary message ($m(i) = \pm 1$) is multiplied by the chaotic output signal of the transmitter and then sent to drive the receiver system. In the second scheme, the binary message is modulated by multiplication with the chaotic output signal and then is fed back to the transmitter system and simultaneously sent to the receiver system.

Discrete-time chaotic systems are generally described by a set of nonlinear difference equations. The first communication system based on modulation by

^{*} Corresponding author: Email: gonzalo@iec.csic.es

multiplication can be described by:

$$\text{transmitter} \begin{cases} x_1(i+1) = 1 - \alpha x_1^2(i) + x_2(i) \\ x_2(i+1) = \beta x_1(i) \\ s(i) = x_1(i) \cdot m(i) \end{cases} \quad (1)$$

$$\text{receiver} \begin{cases} \hat{x}_1(i+1) = 1 - \alpha s^2(i) + \hat{x}_2(i) \\ \hat{x}_2(i+1) = \beta \hat{x}_1(i) \\ \hat{m}(i) = s(i)/\hat{x}_1(i) \end{cases} \quad (2)$$

The communication scheme using modulation by multiplication and feedback, with a modification to avoid divergence due to feedback, is described by:

$$\text{transmitter} \begin{cases} x_1(i+1) = 1 - \alpha(s(i) - \lfloor \frac{s(i)+P}{2P} \rfloor 2P)^2 + x_2(i) \\ x_2(i+1) = \beta x_1(i) + 0.05x_1(i)(m(i) - 1) \\ s(i) = x_1(i) \cdot m(i) \end{cases} \quad (3)$$

$$\text{receiver} \begin{cases} \hat{x}_1(i+1) = 1 - \alpha(s(i) - \lfloor \frac{s(i)+P}{2P} \rfloor 2P)^2 + \hat{x}_2(i) \\ \hat{x}_2(i+1) = \beta \hat{x}_1(i) + 0.05(s(i) - \hat{x}_1(i)) \\ \hat{m}(i) = s(i)/\hat{x}_1(i) \end{cases} \quad (4)$$

with $P = (1 + \sqrt{6.6})/2.8$.

Although the authors seemed to base the security of their cryptosystems on the chaotic behavior of the output of the Henon non-linear dynamical system, no analysis of security was included. It was not considered whether there should be a key in the proposed system, what it should consist of, what the available key space would be, what precision to use, and how the key would be managed.

In the next section we discuss the weaknesses of this secure communication system using the Henon attractor and make some suggestions to improve its security.

2 Attacks on the proposed system

2.1 The key space

Although it is not explicitly stated in [16], it is assumed that the key is formed by the two parameters of the map, α and β . Thus, in [16], the key is fixed to $k = \{\alpha, \beta\} = \{1.4, 0.3\}$. However, in [16] there is no information given about what the key space is. The key space is defined by all the possible valid keys. The size of the key space r is the number of encryption/decryption key pairs that are available in the cipher system.

In this chaotic scheme the key space is nonlinear because all the keys are not equally strong. We say that a key is *weak* or *degenerated* if it is easier to break a ciphertext encrypted with this key than breaking a ciphertext encrypted with another key from the key space.

The study of the chaotic regions of the parameter space from which valid keys, i.e., parameter values leading to chaotic behavior, can be chosen is missing in [16]. A possible way to describe the key space might be in terms of positive Lyapunov exponents. According to [17, p. 196], let \mathbf{f} be a map of \mathbb{R}^m , $m \geq 1$, and $\{\mathbf{x}_0, \mathbf{x}_1, \mathbf{x}_2, \dots\}$ be a bounded orbit of \mathbf{f} . The orbit is chaotic if

- (1) it is not asymptotically periodic,
- (2) no Lyapunov exponent is exactly zero, and
- (3) the largest Lyapunov exponent is positive.

The largest Lyapunov exponent can be computed for different combinations of the parameters. If it is positive, then the combination can be used as a valid key. In Fig. 1, the chaotic region for the Henon attractor used in [16] has been plotted. This region corresponds to the keyspace. In general, parameters chosen from the lower white region give rise to periodic orbits, undesirable because the ciphertext is easily predictable. Parameters chosen from the upper white region give rise to unbounded orbits diverging to infinity, and hence the system can not work. Therefore, both regions should be avoided to get suitable keys. Only keys within the black region are good. And even within this region, there exist periodic windows, unsuitable for robust keys.

This type of irregular and often fractal chaotic region shared by most secure communication systems proposed in the literature is inadequate for cryptographic purposes because there is no easy way to define its boundary. And if the boundary is not mathematically and easily defined, then it is hard to find suitable keys within the key space. This difficulty in defining the key space discourages the use of the Henon map. Instead, complete chaoticity for any parameter value should be preferred. Piecewise linear (PWL) maps are a good

choice because they behave chaotically for any parameter value in the useful interval [18].

2.2 *Insensitivity to parameter mismatch*

Both communication systems, the one based on modulation by multiplication and the one using modulation by multiplication and feedback, can only have valid keys carefully chosen from the chaotic region plotted in Fig. 1 to avoid periodic windows and divergence. Due to low sensitivity to parameter mismatch, if the system key is fixed to $k = \{\alpha, \beta\} = \{1.4, 0.3\}$ as in [16], then any key k' chosen from the same key space will decrypt the ciphertext into a message m' with an error rate which is well below 50%. Fig. 2 plots the bit error rate (BER) when the ciphertext encrypted with $k = \{\alpha, \beta\} = \{1.4, 0.3\}$ is decrypted using keys k' from the valid key space at a distance d from k . For this experiment the Euclidean distance was chosen:

$$d = \sqrt{(\alpha - \alpha')^2 + (\beta - \beta')^2} \quad (5)$$

This insensitivity to parameter mismatch due to the coupling between transmitter and receiver renders the system totally insecure when the Henon map is used. A different map more sensitive to small differences in the parameter values should be used to grant security.

2.3 *Brute force attacks*

A brute force attack is the method of breaking a cipher by trying every possible key. The quicker the brute force attack, the weaker the cipher. Feasibility of brute force attacks depends on the key space size r of the cipher and on the amount of computational power available to the attacker. Given today's computer speed, it is generally agreed that a key space of size $r < 2^{100}$ is insecure.

However, this requirement might be very difficult to meet by this cipher because the key space does not allow for such a big number of different strong keys. For instance, Fig. 1 was created using a resolution of 10^{-3} , i.e., there are 1400×3000 different points. To get a number of keys $r > 2^{100} \simeq 10^{30}$, the resolution should be 10^{-15} . However, with that resolution, thousands of keys would be equivalent, unless there is a strong sensitivity to parameter mismatch, which is usually lost by synchronization, even when using a different chaotic map.

2.4 Statistical analysis

Fig. 2a shows that the error is upper bounded: $\text{BER} \leq 0.33$. This is a consequence of the fact that the orbit followed by any initial point in the Henon attractor is not uniformly distributed, because in average it spends two thirds of the time above $x = 0$. As a consequence, mixing the cleartext with the output of a function whose probability density is not uniform will result in a weak cryptosystem. In Fig. 3 the Henon attractor is plotted. It can be observed that the distribution is far from flat because the orbit visits more often the region $x > 0$. In average, two thirds of the iterates lie to the right of $x = 0$ (depicted as a dashed line). This fact allows the attacker to guess in average two thirds of the encrypted bits, even with no knowledge about the transmitter/receiver structure.

To get a balanced distribution, the threshold should be moved to the right [19]. Let x_m denote the real value such that

$$P(x_i \leq x_m) = P(x_i > x_m) = 0.5. \quad (6)$$

A good estimation presented in [19] is $\hat{x}_m = 0.39912$, depicted as a dotted line in Fig. 3. However, this result is difficult to apply provided the way in which the Henon attractor is used by the cryptosystem. Therefore, it is seen again that the Henon map is a bad choice as a chaotic map for this communication scheme. A different map with a balanced distribution, i.e., whose orbit visits with equal frequency the regions above and below a certain level $x = 0$, should be chosen to prevent statistical attacks.

2.5 Plaintext attacks

In the previous sections we showed that the use of the Henon map is not advisable because of its inability to define a good key space, of its low sensitivity to parameter mismatch, and of its non uniformly distributed orbits. We are to show next that if a different map is used, the security of the communication system will not improve if the same key is used repeatedly for successive encryptions.

According to [20, p. 25], it is possible to differentiate between different levels of attacks on cryptosystems. In a known plaintext attack, the opponent possesses a string of plaintext, p , and the corresponding ciphertext, c . In a chosen plain text, the opponent has obtained temporary access to the encryption machinery, and hence he can choose a plain text string, p , and construct the corresponding cipher text string, c .

The cipher under study behaves as a modified version of the one-time pad [20, p. 50]. The one-time pad uses a randomly generated key of the same length as the message. To encrypt a message m , it is combined with the random key k using the exclusive-OR operation bitwise. Mathematically,

$$c(i) = m(i) + k(i) \pmod{2}, \quad (7)$$

where c represents the encrypted message or ciphertext. This method of encryption is perfectly secure because the encrypted message, formed by XORing the message and the random secret key, is itself totally random. It is crucial to the security of the one-time pad that the key be as long as the message and never reused, thus preventing two different messages encrypted with the same portion of the key being intercepted or generated by an attacker.

Eq. (1) and Eq. (3) are used to generate a keystream $\{x_1(1) = k(1), x_1(2) = k(2), x_1(3) = k(3), \dots\}$. This keystream is used to encrypt the plain text string according to the rule

$$c(i) = k(i) \cdot m(i) \quad (8)$$

Therefore, if the attacker possesses the plaintext $m(i)$ and its corresponding ciphertext $c(i)$, he will be able to obtain $k(i)$. If the same key, i.e. the same parameter values, is used to encrypt any subsequent message in the future, it will generate an identical chaotic orbit, which is already known. As a consequence, when $c(i)$ and $k(i)$ are known in Eq. (8), $m(i)$ is readily obtained by the attacker.

Obviously, when using this cryptosystem, regardless of the choice of the chaotic map, the key can never be reused. A slight improvement to partially enhance security even when the key is reused consists of randomly setting the initial point of the chaotic orbit at the transmitter end. Synchronization will guarantee that the message is correctly decrypted by the authorized receiver. However, an eavesdropper would have more difficulty in using past chaotic orbits because they will diverge due to sensitivity to initial conditions.

3 Conclusions

The proposed cryptosystem using the Henon map is rather weak, since it can be broken without knowing its parameter values and even without knowing the transmitter precise structure. However, the overall security might be highly improved if a different chaotic map with higher number of parameters is used.

The inclusion of feedback makes it possible to use many different systems with non symmetric nonlinearity as far as the whole space is folded into a bounded domain to avoid divergence. However, to rigorously present future improvements, it would be desirable to explicitly mention what the key is, how the key space is characterized, what precision to use, how to generate valid keys, and also to perform a basic security analysis. For the present work [16], the total lack of security discourages the use of this algorithm as is for secure applications.

Acknowledgements

This work is supported by Ministerio de Ciencia y Tecnología of Spain, research grant TIC2001-0586. Our thanks to Moez Feki for his comments and source code.

References

- [1] T. Yang. A survey of chaotic secure communication systems. *Int. J. Comp. Cognition*, 2:81–130, 2004.
- [2] G. Álvarez, F. Montoya, M. Romera, and G. Pastor. Chaotic cryptosystems. In Larry D. Sanson, editor, *33rd Annual 1999 International Carnahan Conference on Security Technology*, pages 332–338. IEEE, 1999.
- [3] K. M. Short. Steps toward unmasking secure communications. *Int. J. Bifurc. Chaos*, 4:959–977, 1994.
- [4] T. Beth, D. E. Lazic, and A. Mathias. Cryptanalysis of cryptosystems based on remote chaos replication. In Yvo G. Desmedt, editor, *Advances in Cryptology - CRYPTO '94*, volume 839 of *Lecture Notes in Computer Science*, pages 318–331. Springer-Verlag, 1994.
- [5] G. Pérez and H. A. Cerdeira. Extracting messages masked by chaos. *Phys. Rev. Lett.*, 74:1970–1973, 1995.
- [6] K. M. Short. Unmasking a modulated chaotic communications scheme. *Int. J. Bifurc. Chaos*, 6:367–375, 1996.
- [7] H. Zhou and X. Ling. Problems with the chaotic inverse system encryption approach. *IEEE Trans. Circuits Syst – I*, 44:268–271, 1997.
- [8] T. Yang, L. B. Yang, and C. M. Yang. Breaking chaotic switching using generalized synchronization: Examples. *IEEE Trans. Circuits Syst – I*, 45:1062–1067, 1998.

- [9] T. Yang, L. B. Yang, and C. M. Yang. Breaking chaotic secure communications using a spectrogram. *Phys. Lett. A*, 247:105–111, 1998.
- [10] T. Yang, L. B. Yang, and C. M. Yang. Cryptanalyzing chaotic secure communications using return maps. *Phys. Lett. A*, 245:495–510, 1998.
- [11] G. Álvarez, F. Montoya, M. Romera, and G. Pastor. Cryptanalysis of a chaotic encryption system. *Phys. Lett. A*, 276:191–196, 2000.
- [12] G. Álvarez, F. Montoya, M. Romera, and G. Pastor. Cryptanalysis of a chaotic secure communication system. *Phys. Lett. A*, 306:200–205, 2003.
- [13] G. Álvarez, F. Montoya, M. Romera, and G. Pastor. Cryptanalysis of an ergodic chaotic cipher. *Phys. Lett. A*, 311:172–179, 2003.
- [14] S. Li, X. Mou, Y. Cai, Z. Ji, and J. Zhang. On the security of a chaotic encryption scheme: problems with computerized chaos in finite computing precision. *Comp. Phys. Comm.*, 153:52–58, 2003.
- [15] G. Álvarez, F. Montoya, M. Romera, and G. Pastor. Cryptanalysis of a discrete chaotic cryptosystem using external key. *Phys. Lett. A*, 319:334–339, 2003.
- [16] Moez Feki, Bruno Robert, Guillaume Gelle, and Maxime Colas. Secure digital communication using discrete-time chaos synchronization. *Chaos, Solitons and Fractals*, 18:881–890, 2003.
- [17] K. Alligood, T. Sauer, and J. Yorke. *Chaos – An introduction to dynamical systems*. Springer, 1997.
- [18] S. Li, Q. Li, W. Li, X. Mou, and Y. Cai. Statistical properties of digital piecewise linear chaotic maps and their roles in cryptography and pseudo-random coding. In *Cryptography and Coding - 8th IMA International Conference Proceedings*, volume 2260 of *Lecture Notes in Computer Science*, pages 205–221. Springer-Verlag, 2001.
- [19] R. Forré. The henon attractor as a keystream generator. In *Advances in Cryptology – EuroCrypt’91*, volume 0547 of *Lecture Notes in Computer Science*, pages 76–81. Springer-Verlag, 1991.
- [20] D. R. Stinson. *Cryptography: theory and practice*. CRC Press, 1995.

Figures

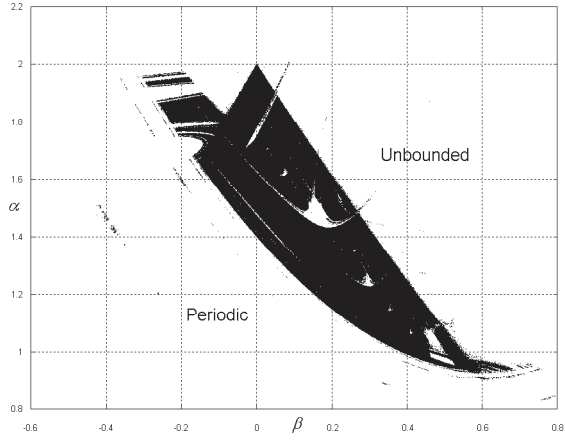


Fig. 1. Chaotic region for the Henon attractor.

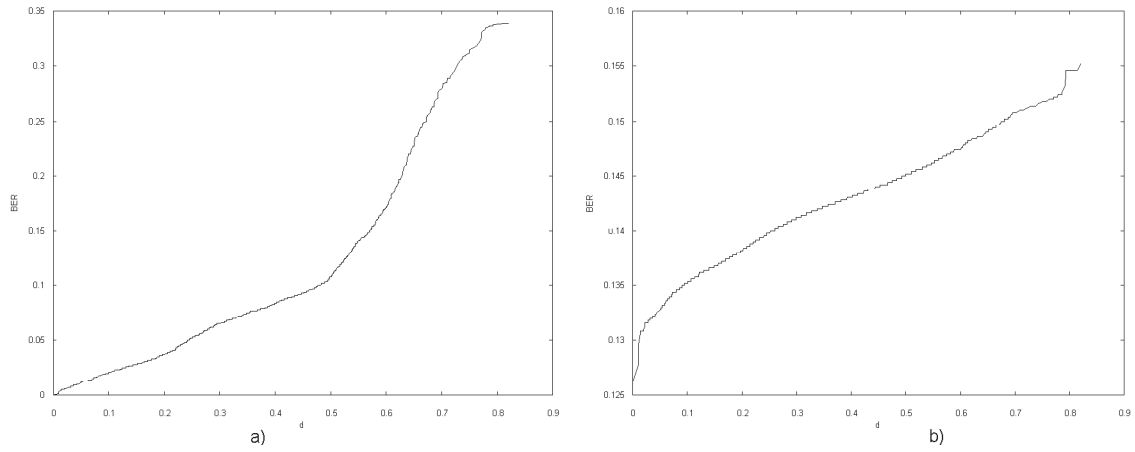


Fig. 2. BER when decrypting the ciphertext with a key at a distance d from the real encryption key, $k = \{\alpha, \beta\} = \{1.4, 0.3\}$: (a) modulation by multiplication; (b) modulation by multiplication and feedback. Note the difference in scale.

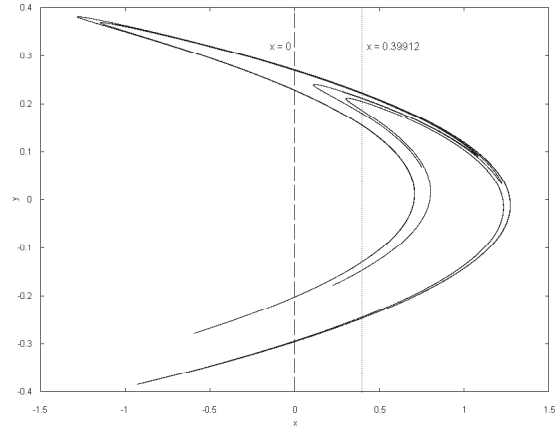


Fig. 3. 100,000 successive points obtained by iteration of the Henon map for $\{\alpha, \beta\} = \{1.4, 0.3\}$.