

Transitions to equilibrium state in classical ϕ^4 lattice

Xingang Wang¹, Ying Zhang² and Gang Hu^{3,1*}

¹*Department of physics, Beijing Normal University, Beijing
100875, China*

²*The Abdus Salam International Centre for Theoretical Physics(ICTP),
P.O. Box
586, 34100 Trieste, Italy*

³*China Center for Advanced Science and Technology (CCAST)
(World Laboratory), P.O. Box 8730, Beijing 100080, China*

(November 14, 2018)

Abstract

Statistical behavior of a classical ϕ^4 Hamiltonian lattice is investigated from microscopic dynamics. The largest Lyapunov exponent and entropies are considered for manifesting chaos and equipartition behaviors of the system. It is found, for the first time, that for any large while finite system size there exist two critical couplings for the transitions to equipartitions, and the scaling behaviors of these lower and upper critical couplings vs the system size is numerically obtained.

PACS numbers: 05.45.-a; 05.20.-y

*Author for correspondence

I. INTRODUCTION

The investigation of statistical behavior of Hamiltonian coupled oscillators from microscopic dynamics has attracted much attention since the original Fermi-Pasta-Ulam (FPU) problem [1-4]. The important issue in this aspect is the approach to equilibrium of non-linear system with many degrees of freedom. It was found in the FPU study that with sufficiently small energy level various modes of the system do not go to equipartition state as conventionally expected for equilibrium [1]. This observation has stimulated many works studying the transitions from nonequilibrium to equilibrium, based on numerical simulations of microscopic dynamics [5-9]. Various models of Hamiltonian system with many degrees of freedom have been considered for this purpose, among which the ϕ^4 lattice is one of the most extensively investigated [10].

The model Hamiltonian reads

$$\begin{aligned} \widehat{H} &= \sum_{i=1, \dots, N} \left(\frac{m\widehat{p}_i^2}{2} + \frac{\mu(\widehat{q}_i - \widehat{q}_{i+1})^2}{2} + \frac{\beta\widehat{q}_i^4}{4} \right) \\ \widehat{q}_{N+1} &= \widehat{q}_1, \widehat{p}_{N+1} = \widehat{p}_1 \end{aligned} \quad (1)$$

With the rescalings $q_i = \sqrt{\mu/\beta}\widehat{q}_i$, $p_i = \sqrt{m/\beta}\widehat{p}_i$ and $t = \sqrt{m/\mu}\widehat{t}$, we can reduce Eq. (1) to $H = \sum_{i=1, \dots, N} \left(\frac{p_i^2}{2} + \frac{(q_i - q_{i+1})^2}{2} + \frac{q_i^4}{4} \right)$. So far most of papers considering the statistical behavior of the lattice ϕ^4 model have used this form and taken the average initial energy as the control parameter. In this paper, we use an alternative while equivalent method to fix the initial average energy $\overline{E} = \frac{1}{N} \sum_{i=1, \dots, N} E_i$ and vary the coupling strength μ as the control parameter, i.e., we consider the lattice ϕ^4 Hamiltonian

$$H = \sum_{i=1, \dots, N} \left(\frac{p_i^2}{2} + \frac{\mu(q_i - q_{i+1})^2}{2} + \frac{q_i^4}{4} \right) \quad (2)$$

which leads to the set of canonical equations

$$\begin{aligned} \dot{p}_i &= -\frac{\partial H}{\partial q_i} = -q_i^3 + \mu(q_{i+1} + q_{i-1} - 2q_i) \\ \dot{q}_i &= \frac{\partial H}{\partial p_i} = p_i \end{aligned} \quad (3)$$

We take $\overline{E} = 1.25 \times 10^{-3}$ throughout the paper without losing any generality.

Before going to the detail of the dynamics of Eqs. (3), we can first briefly discuss the general feature of the system for different coupling regimes. For $\mu \rightarrow 0$, the system consists of practically independent oscillators, each has one degree of freedom, and thus has nearly periodic motion. The dynamics of the system may be quasiperiodic and the approach to equilibrium is not possible. For $\mu \rightarrow \infty$, the nonlinear terms $q_i^4/4$ become not important in comparison with the coupling. Thus, different modes are practically uncoupled to each other [10-12], and the system dynamics is quasiperiodic again. Complicated dynamics approaching equilibrium may be expected for not too small and not too large couplings (i.e., not too large and not too small energies if we fix $\mu = 1$ and use the average energy as our control parameter). Up to date, all papers discussing the statistical behaviors of the ϕ^4 model consider only small energy (i.e., large coupling μ) regime. To our knowledge, the behaviors of large energy (or say, small coupling μ) regime has never been discussed. In this paper we will study the microscopic dynamics of the system and the related statistical features in the whole coupling range by paying particular attention to the new area, the small coupling regime.

In the following, we will make a Lyapunov exponent analysis of the system dynamics in Sec. II; and study the statistical quantities, the entropy and the probability distribution of system variables in Sec. III. In Sec. IV, we will consider the scaling behaviors observed in the transitions to equilibrium, and some conclusions and possible future developments will be discussed in the last section.

II. LYAPUNOV EXPONENT ANALYSIS

Given the average energy \overline{E} and the coupling μ , the dynamics of Eqs. (3) is determined by the initial conditions of the (q_i, p_i) variables. In this paper we will test and compare two types of typical initial conditions. First, the initial energy is distributed to a single $k = 1$ mode

$$\begin{aligned}
q_i &= 0 , \\
p_i &= A \sin(2\pi i/N) + \sigma_i , \quad |\sigma_i| \ll 1 , \quad A = \sqrt{4E} \\
i &= 1, 2, \dots, N
\end{aligned} \tag{4}$$

i.e.,

$$\begin{aligned}
Q_k &= 0 , \quad k = 0, 1, 2, \dots, N/2 \\
P_1 &= A\sqrt{N/2}, \quad P_k = 0 , \quad k = 0, 2, 3, \dots, N/2 \\
Q_k(t) &= \sqrt{2/N} \sum_{i=1}^N q_i(t) \cos(2\pi ki/N), \quad P_k(t) = \dot{Q}_k(t)
\end{aligned}$$

This initial condition has been popularly used in studying the statistical behavior of Hamiltonian coupled oscillators [10]. Second, the initial excitation is restricted on a single site

$$\begin{aligned}
q_i &= 0 , \quad i = 1, 2, \dots, N \\
p_1 &= \sqrt{2NE} \quad \text{and} \quad p_i = \sigma_i , \quad i = 2, 3, \dots, N
\end{aligned} \tag{5}$$

which is considered for the first time, to our knowledge, in this paper. Here the equipartition problem will be analysed for both mode distribution and site distribution. For avoiding the strict symmetry restriction preventing equipartitions we add a small random numbers σ_i in Eqs. (4) and (5) with $|\sigma_i| \leq 10^{-7}$.

Lyapunov exponent (LE) analysis is a very useful dynamical tool for revealing the statistical behavior of Hamiltonian systems [10,12,13]. If the dynamics is quasiperiodic, the largest LE is zero, and the system will never reach the equal-probability-distribution in the energy surface for $N \geq 2$. Because for a Hamiltonian system with N degrees of freedom the quasiperiodic trajectory can move only in a N -dimensional torus, while the energy surface has $2N - 1$ dimensions. Therefore, the positivity of the largest LE is a strong indication (of course, not a sufficient condition) of possible equilibrium state.

It is well known that there exist some difficulties for correctly computing LEs in Eqs. (3) when N is large [10,12]. Numerically, LE is calculated approximately with a very long but still finite time T . However, if N is large, it may happen that the system wanders in a

certain N -dimensional torus for an extremely long time and then bursts to a chaotic status. In Figs. 1(a) and (b) we take $N = 64$ and use the $k = 1$ mode initial condition (4), and plot the largest LE λ_1 against the average time T for $\mu = 6.9 \times 10^{-7}$ and 2.5, respectively. In both case we find that λ_1 is maintained at zero for long time, and jumps to be positive at a certain large T . If we decrease μ from $\mu = 6.85 \times 10^{-7}$ and increase μ from $\mu = 2.9$, the periods for λ_1 to change from zero to positive increase. It seems that there exist two critical couplings μ_1 and μ_2 , and zero λ_1 is observed for $\mu < \mu_1$ or $\mu > \mu_2$, and chaos is identified between these two couplings $\mu_1 < \mu < \mu_2$. Transitions from quansiperiodicity to chaos occur at both large (μ_2) and small (μ_1) critical couplings. For approximately fixing μ_1 and μ_2 , we take average time $T_0 = 1 \times 10^7$, and zero λ_1 is assumed if no burst to positive LE occurs within the period T_0 .

In Fig. 1(c) we plot λ_1 vs μ of Eqs. (3) at $N = 32$ and for both initial conditions (4) (circles) and (5) (triangles). In each curve we find indeed critical couplings $\mu_1(\mu'_1)$ and $\mu_2(\mu'_2)$, and λ_1 is zero for $\mu < \mu_1$ ($\mu < \mu'_1$) and $\mu > \mu_2$ ($\mu > \mu'_2$). Positive λ_1 , indicating chaos, is observed between these two critical couplings. Another interesting point is that the circle and triangle lines have practical identical positive λ_1 in the region $\mu'_1 < \mu < 0.25$, this verifies approach to equilibrium, which is independent of the initial conditions.

In Fig. 1(d) we do the same as (c) by taking larger system $N = 64$. For the initial condition (4), the lower (higher) critical coupling $\mu_1(\mu_2)$ becomes much smaller (much larger) than that in (c). This feature is intuitively expected since it is familiar to us that for large N one needs only small interactions between the subsystems to bring the system to equilibrium states [12]. [note, for Eqs. (3) large coupling μ corresponds to small interactions between different modes]. However, for the initial condition (5), the critical coupling μ'_1 increases as the system size increases. This phenomenon, which seems to be against the intuition, can be easily understood, based on the measue synchronization (MS) of Hamiltonian systems [14]. In order to reach the equilibrium state, all the oscillators of Eqs. (3) should have identical statistical behavior, independing on their initial condition, because they are identical in microscopic dynamics. The necessary condition realizing this identity is that the trajectories

of all oscillators should be identical in measure, so-called MS. The critical coupling for the MS between any two neighbor oscillators depends on their energy difference. Large coupling is needed for the MS if a pair of neighbor oscillators have large energy difference. Since for condition (5) the energy difference between the site $i = 1$ and its neighbors increases by enlarging the system size with fixed average energy [in (5) $E_1 - E_2 = N\bar{E}$], the critical coupling for MS, which is nothing but μ'_1 , increases as well for increasing the system size (actually $\mu'_1 \propto \sqrt{N}$). This feature is essentially different from the system behavior with the initial condition (4).

III. ENTROPIES AND PROBABILITY DISTRIBUTIONS

The dynamic behavior of LE is closely related to the statistical behavior of the system. It is interesting to further investigate the energy distribution of subsystems, because the equipartition behaviors of energies of different modes and different sites are some necessary conditions of the equilibrium state.

The energies for different modes can be computed by

$$E_m(k, t) = \frac{1}{2}P_k^2(t) + \frac{1}{2}\omega_k^2Q_k^2(t), \quad k = 0, 2, \dots, \frac{N}{2} \quad (6)$$

where $\omega_k = 2 \sin(\frac{k\pi}{N})$. At the same time, the energy for different sites are represented as

$$E_s(i, t) = \frac{1}{2}p_i^2(t) + \frac{1}{4}q_i^4(t), \quad i = 1, 2, \dots, N \quad (7)$$

For the long time behavior, we are interested in the averages

$$\begin{aligned} \bar{E}_m(k, T) &= \frac{1}{T} \int_0^T E_m(k, t) dt \\ \bar{E}_s(i, T) &= \frac{1}{T} \int_0^T E_s(i, t) dt \end{aligned} \quad (8)$$

In actual simulations we take large while finite $T = 10^7$.

Based on the definition of Eqs. (8), we can investigate the system statistics by defining entropies [15] in the mode space

$$S_m = - \sum_{k=0}^{N/2} \Omega_k \ln \Omega_k \quad (9)$$

$$\Omega_k = \bar{E}_m(k) / \sum_{k'=0}^{N/2} \bar{E}_m(k')$$

and in the site space

$$S_s = - \sum_{i=1}^N \Omega'_i \ln \Omega'_i \quad (10)$$

$$\Omega'_i = \bar{E}_s(i) / \sum_{i'=1}^N \bar{E}_s(i')$$

In numerical computation we measure the scaled entropy differences

$$\eta_m = (S_m(\text{max}) - S_m) / S_m(\text{max})$$

$$\eta_s = (S_s(\text{max}) - S_s) / S_s(\text{max}) \quad (11)$$

with $S_m(\text{max}) = \ln(N/2 + 1)$, $S_s(\text{max}) = \ln(N)$. In Fig. 2(a) [(b)] we plot η_m (η_s) vs μ from the initial condition (4) [the initial condition (5)]. We find that in (a) η_m has discontinuous jumps at the two critical couplings μ_1 and μ_2 and it takes very small value for $\mu_1 < \mu < \mu_2$, indicating large S_m entropy in this coupling regime. In (b) η_s has a plateau of $\eta_s \approx 1$ for $\mu < \mu'_1$, and it jumps down to about $\eta_s < 1 \times 10^{-6}$, and keeps this small value in the entire regime $\mu > \mu'_1$. It is noticed that the second transition at μ'_2 is not manifested by η_s , because the MS between sites is not affected by this transition.

In order to show that in the regime $\mu'_1 < \mu < 1.65$, the system actually reach the statistical equilibrium state for both initial conditions, we take $\mu = 0.1$ and plot in Figs. 2(c) and (d) the probability distributions of x and p variables, respectively, for all the 64 particles and for both initial conditions (4) and (5). Each probability distribution curve is drawn with 1×10^6 data. From the figures it is verified that all the sites have identical distributions, showing perfect equipartion behaviors.

IV. SCALING BEHAVIORS IN THE TRANSITIONS TO EQUILIBRIUM

In the above numerical analysis we found two transitions of Eqs. (3) for the initial condition (4) from quansiperiodicity to chaos, one at small coupling μ_1 , transition to equipartition between different sites in real space, the other at large coupling μ_2 , transition to equipartition between various modes in Fourier space. Both μ_1 and μ_2 can be considerably changed by varying the system size. It is interesting to investigate the possible scaling behavior between the critical μ and the system size N .

In Fig. 3(a) we plot both $\ln \mu_1$ and $\ln \mu_2$ vs $\ln N$. Between the two curves the system motion is chaotic, where statistical equipartition behavior is expected. And quasiperiodicity exists in the regions below the μ_1 curve and above the μ_2 curve. By quasiperiodicity we mean that quasiperiodic motion is observed in the time period $t \leq T = 1 \times 10^7$. And we assume, (without proof) that the actual critical couplings for the transitions are very near the plotted curves of Fig. 3(a).

Both $\mu_1(N)$ and $\mu_2(N)$ curves have well behaved power law scalings

$$\mu_1(N) \propto \frac{1}{N^\alpha}, \quad \alpha \approx 3.82 \quad (12)$$

$$\mu_2(N) \propto N^\beta, \quad \beta \approx 1.92 \quad (13)$$

The solid lines $\mu_1(N)$ and $\mu_2(N)$ are given by A/N^α , $A \approx 1 \times 10^{-3}$, $\alpha \approx 3.82$ and $\mu_2(N) = BN^\beta$, $B \approx 2.4$, $\beta \approx 1.92$, respectively. Equations (12) and (13) are numerical results. We do not know how to derive the exponents α and β analytically, and even have no idea at present to explain them. We suggest these scaling may be model dependent and do not have universal behavior. For instance, the scaling (13) is different from the scaling Casetti and coworkers obtained for the FPU model [12].

With the initial condition (5) the critical point μ'_1 and μ'_2 are also related to N . The scalings are shown in Fig. 3(b), which read

$$\mu'_1(N) \propto N^\gamma, \quad \gamma \approx 0.57 \quad (14)$$

$$\mu'_2(N) \propto N^\beta, \quad \beta \approx 1.95 \quad (15)$$

V. CONCLUSION AND DISCUSSION

In conclusion, we have investigated the statistical behavior of the classical ϕ^4 lattice from its microscopic dynamics. The particular attention focuses on the transitions to chaos, equipartition behavior and equilibrium state. By varying the coupling strength, two transitions to equipartition from both small and large couplings are observed. The scaling behaviors of these couplings against the system size are revealed numerically.

However, there are still some problems unsolved. First, it is difficult to precisely fix the transition points, because near the transitions the system may show zero LE for extremely long period, and suddenly jump to positive LE after a certain time. Thus, by a finite time simulation, one cannot guarantee zero LE, and consequently cannot definitely determine the critical conditions. In this paper, we apply an time truncation in identifying μ_1 and μ_2 , i.e., we regard the largest LE to be zero if its zero value is kept for a given very long while still finite time [see Ref. [12]]. We guess that the actual transition points are not far from the critical couplings shown in Figs. 1-3. We will try a systematical method to convincingly identify the transitions in the future work. Moreover, the mechanism underlying the scaling relations (12), (13) and (15) are still unclear, and worthwhile further investigating.

ACKNOWLEDGEMENT

This research was supported by the National Natural Science Foundation of China, the Nonlinear Science Project of China, and the Foundation of Doctoral training of Educational Bureau of China.

REFERENCES

- [1] E. Fermi, J. Pasta, and S. Ulam, in *Collected Papers of E. Fermi*, edited by E. Segre (University of Chicago, Chicago, 1965), Vol. **2**, P. 978.
- [2] J. Ford, Phys. Rep. 213. 271 (1992).
- [3] H. Kantz, R. Livi and S. Ruffo, J. Stat. Phys. **76**, 627 (1994).
- [4] J. De Luca, A. Lichtenberg and S. Ruffo, Phys. Rev. **E51**, 2877 (1995).
- [5] H. Dantz, Physica D 39. 322 (1989).
- [6] J. De Luca, A. J. Lichtenberg and M.A. Lieberman, CHAOS **5**, 283 (1995).
- [7] D.L. Shepelyansky, *Low energy chaos in the Fermi-Pasta-Ulam model*, Prepring (1996), archived in chao-dyn/9611005.
- [8] P. Poggi, S. Ruffo, and H. Kantz, Phys. Rev. **E52**, 307 (1995).
- [9] L. Caiani, L. Casetti, C. Clementi, G. Pettini, M. Pettini and R. Gatto, Phys. Rev. **E57**, 3886 (1998).
- [10] M. Pettini and M. Landolfi, Phys. Rev. **A41**, 768 (1990).
- [11] M. Pettini and M. Cerruti-Sola, Phys. Rev **A44**, 975 (1991).
- [12] L. Casetti, M. Cerruti-Sola, Macro Pettini, and E.G.D. Cohen, Phys. Rev. **E55**, 6566 (1997).
- [13] L. Casetti, M. Pettini, E.G.D. Cohen, Phys. Rep. **337**, 237 (2000).
- [14] A. Hampton and D.H. Zanette, Phys. Rev. Lett. **83**, 2179 (1999).
- [15] R. Livi, M. Pettini, S. Ruffo, M. Sparpaglione and A. Vulpiani, Phys. Rev. **A31**, 1039 (1985).

Captions of figures

Fig. 1 The largest LE of Eqs. (3) λ_1 for the fixed average energy $\bar{E} = \frac{1}{N} \sum_{i=1}^N E_i = 1.25 \times 10^{-3}$. (a) The largest LE vs the time T with T being the time for computing λ_1 . $\mu = 6.9 \times 10^{-7}$, $N = 64$, and the initial condition (4) is taken. It is shown that $\lambda_1(T)$ remains zero for a long period, and it bursts to be positive after a certain time. (b) the same as (a) with $\mu = 2.5$. (c) λ_1 vs μ for $N = 32$. Circles are for the initial condition (4) and triangles are for the initial condition (5). The transition points μ_1 , μ_2 and μ'_1 , μ'_2 are determined by computations of $T = 1 \times 10^7$. (d) The same as (c) with $N = 64$.

Fig. 2 $N = 64$. η_m [(a)] and η_s [(b)] defined in Eq. (11) plotted vs μ . In (a) the initial condition (4) is used and in (b) Eq. (5) is used. η_m has discontinuities at two transition points μ_1 and μ_2 of Fig. 1(d), and η_s jumps down at the transition point μ'_1 of Fig. 1(d). (c), (d) $\mu = 0.1$. The x_i [(c)] and p_i [(d)] probability distributions of the sites $i = 1, 2, \dots, N$ for both initial conditions (4) and (5).

Fig. 3 (a) The transition couplings μ_1 and μ_2 plotted for different systems size with the initial condition (4) being taken. In the region between μ_1 and μ_2 lines, the systems motion is chaotic, and equipartition behavior can be identified. μ_1 and μ_2 have power law relations with the size N as $\mu_1 \propto 1/N^{3.82}$, $\mu_2 \propto N^{1.92}$. The exponents are measured by the slopes of the two solid lines. (b) The same as (a) with the initial condition (5) used. $\mu'_1 \propto N^{0.57}$, $\mu'_2 \propto N^{1.95}$.

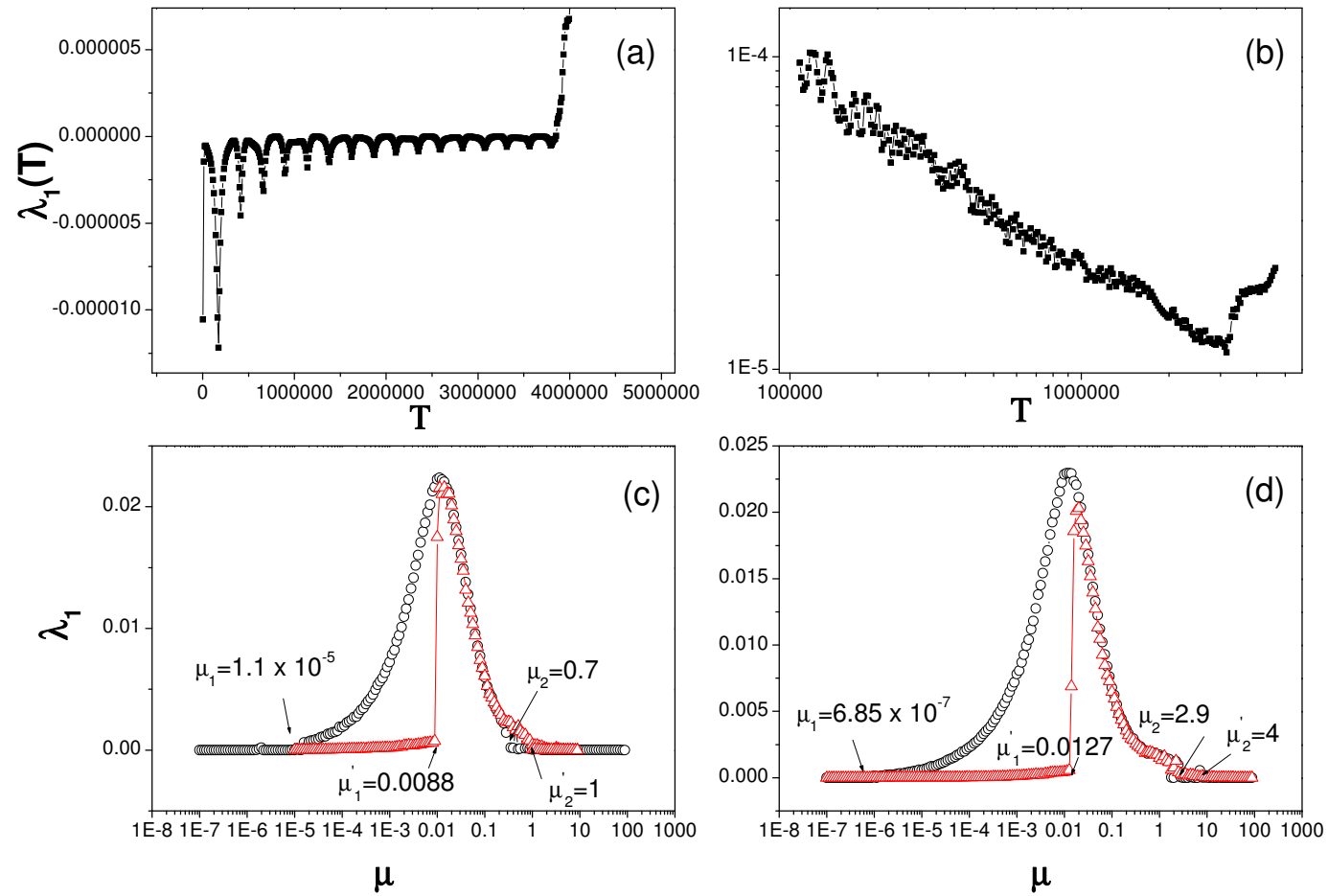


Fig.1

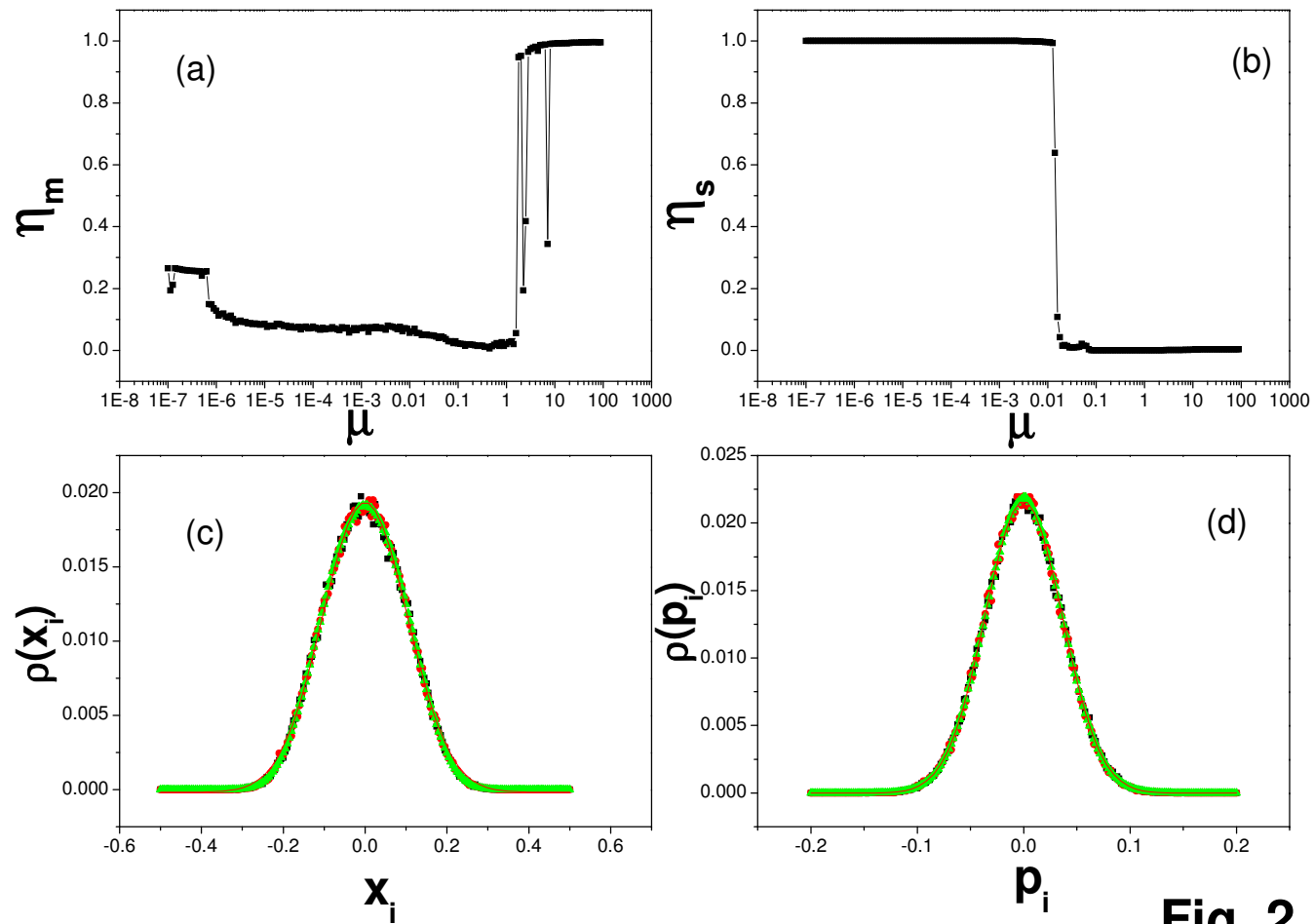


Fig. 2

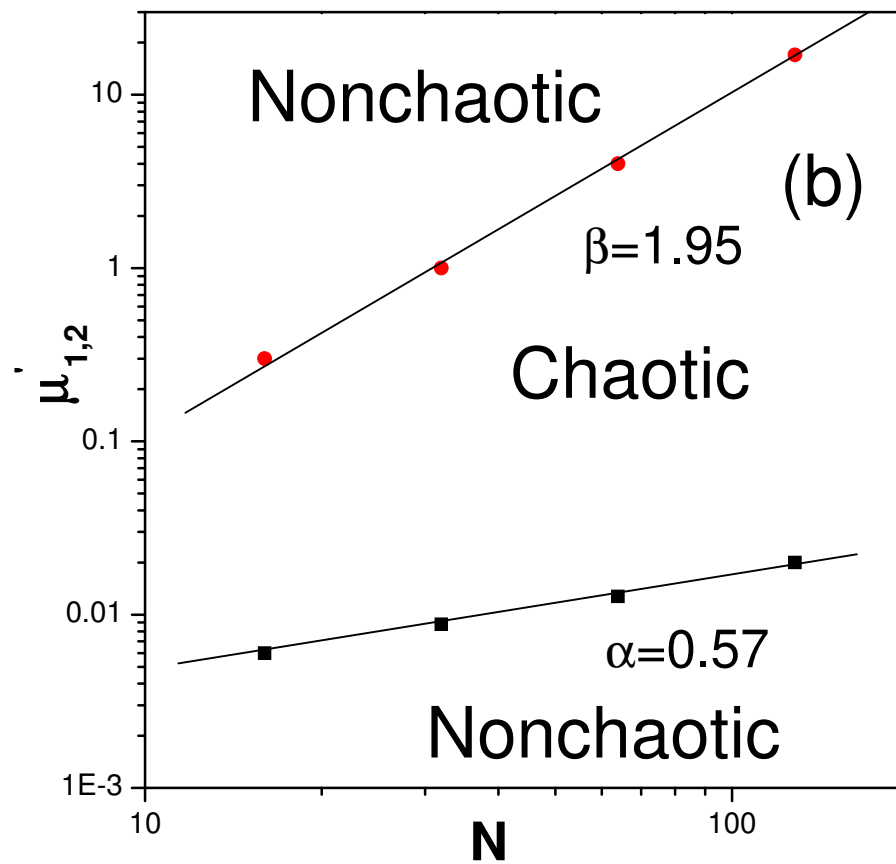
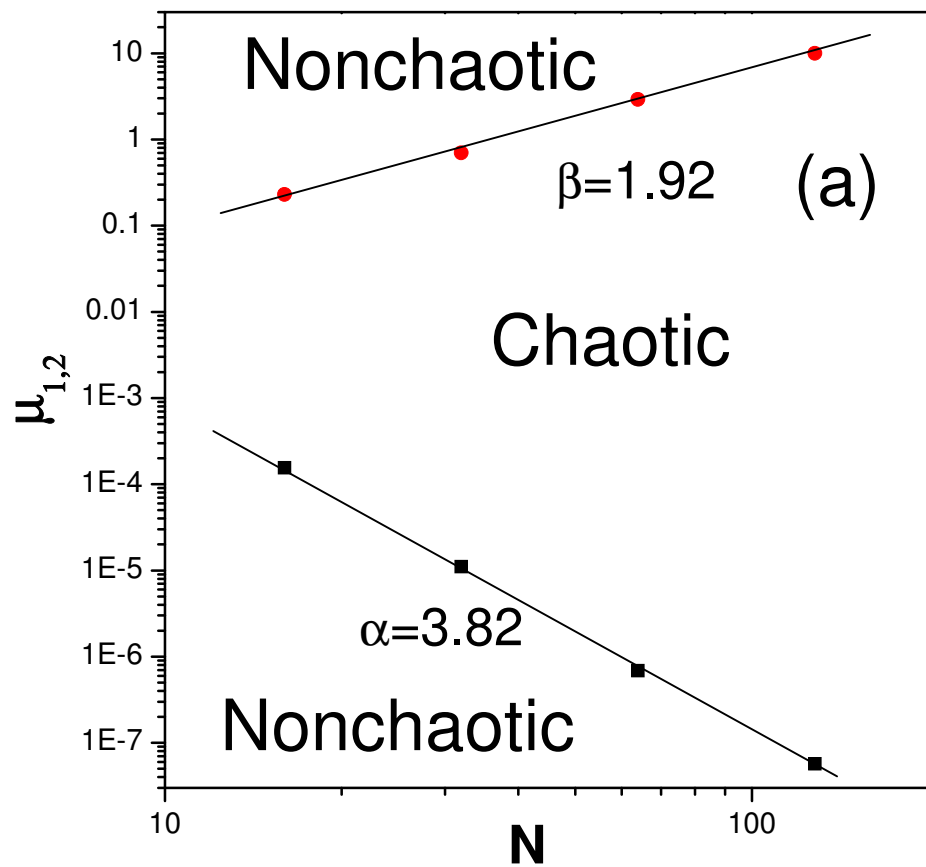


Fig .3