

# Spectrum of the Frobenius–Perron operator for systems with stochastic perturbation

Andrzej Ostruszka<sup>1</sup> and Karol Życzkowski<sup>2</sup>

<sup>1</sup>Instytut Fizyki im. Mariana Smoluchowskiego, Uniwersytet Jagielloński,  
ul. Reymonta 4, 30-059 Kraków, Poland

<sup>2</sup>Centrum Fizyki Teoretycznej PAN,  
al. Lotników 32/44, 02-668 Warszawa, Poland

e-mail addresses: [ostruszk@if.uj.edu.pl](mailto:ostruszk@if.uj.edu.pl), [karol@cft.edu.pl](mailto:karol@cft.edu.pl)

May 17, 2001

## 1 Introduction

Consider a discrete dynamical system  $f$  acting on a phase space  $\Omega$ . Time evolution of a classical density  $\rho$  (a probability distribution function on  $\Omega$ ) is governed by the Frobenius–Perron operator  $M$  [1, 2]

$$\rho'(y) = (M\rho)(y) = \int_{\Omega} \delta(f(x) - y)\rho(x)dx, \quad \text{where } \int_{\Omega} \rho(x)dx = 1. \quad (1)$$

Its spectral properties are of considerable interest, since they influence properties of the correlation function [3], which may be measured in a physical system. Spectrum of the FP-operator was calculated for classical dynamical systems including tent map, Bernoulli shift, baker map [4, 5, 6] and the so-called “four legs” map [7]. However, results obtained may depend on the choice of the function space FP-operator operates in. Such a case was explicitly demonstrated by Antoniou *et al.* [8], in which two different spectra for a certain random dynamical system were found. One might ask therefore, which of those constructions lead to physically meaningful results.

In all physical situations the system under consideration is inevitably subjected to a stochastic perturbation which we usually want to reduce as much as we can. The idea we want to present here is that the presence

of a perturbation of a small amplitude may choose one particular space of functions and thus define a “physical” decomposition of the FP-operator, without ambiguities related to the choice of the space of the eigenstates. Note that the natural invariant measure (so-called SRB measure [9]) of a classical dynamical system may be defined in a slightly analogous way, as the unique invariant measure stable with respect to stochastic perturbation. Moreover, it is instructive to recall the quantum mechanical problem of calculating corrections to degenerated energy levels via perturbation theory. A priori none of the basis in subspace of degenerated states is distinguished. However, one may distinguish a certain basis by applying an arbitrary perturbation and later decreasing its amplitude to zero.

## 2 Model system

We analyze a model system introduced in [10] which allows one for an *exact* representation of the FP-operator describing dynamical system with noise as a finite dimensional matrix. The construction proceeds as follows.

For simplicity we consider a discrete dynamical system  $f$  acting on the interval  $\Omega = [0, 1)$  and subjected to an additive noise (with periodic boundary conditions)

$$x_{n+1} = f(x_n) + \xi_n \pmod{1}, \quad (2)$$

where  $\xi_1, \xi_2, \dots$  are independent random variables fulfilling

$$\begin{array}{ll} \text{stationarity} & \mathcal{P}(\xi_n) = \mathcal{P}(\xi), \\ \text{zero mean} & \langle \xi_n \rangle = 0, \\ \text{finite variance} & \langle \xi_n \xi_m \rangle = \sigma^2 \delta_{mn}. \end{array}$$

We choose for a noise for which the probability of transition from  $x$  to  $y$  ( $\mathcal{P}(x, y) = \mathcal{P}(\xi)$ ) is

$$\text{homogeneous} \quad \mathcal{P}(x, y) \equiv \mathcal{P}(x - y), \quad (3a)$$

$$\text{periodic} \quad \mathcal{P}(x, y) \equiv \mathcal{P}(x + 1, y) \equiv \mathcal{P}(x, y + 1), \quad (3b)$$

$$\text{decomposable} \quad \mathcal{P}(x, y) = \sum_{l,r=0}^N A_{lr} u_r(x) v_l(y), \quad (3c)$$

where  $A = (A_{lr})_{l,r=0,\dots,N}$  is a real matrix of finite size  $(N + 1)$  of expansion coefficients and  $(u_r)_{r=0,\dots,N}$ ,  $(v_l)_{l=0,\dots,N}$  are two sets of linearly independent real valued functions.

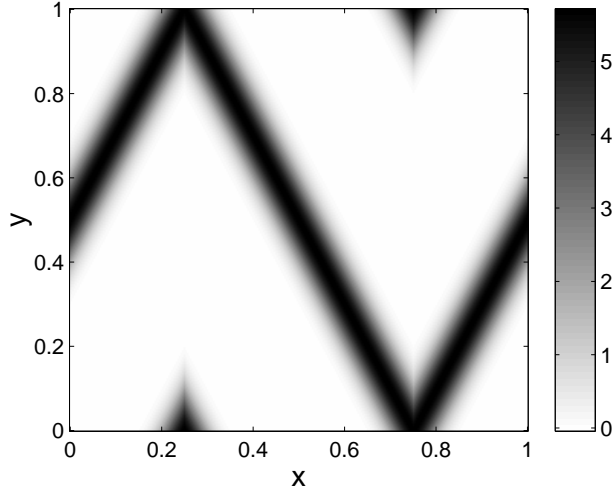


Figure 1: Transition kernel  $\mathcal{P}_N(f(x), y)$  for the map defined by (9) with  $\epsilon = 0$  and the noise strength characterized by  $N = 20$ , which gives  $\sigma \approx 0.0694$ .

All these conditions are satisfied by the trigonometric noise

$$\mathcal{P}_N(x, y) = C_N \cos^N(\pi[x - y]), \quad (4)$$

where  $N$  is even and the normalization constant  $C_N = \frac{\sqrt{\pi}\Gamma(N/2+1)}{\Gamma(N/2+1/2)}$  assures  $\int_0^1 \mathcal{P}_N(x) dx = 1$ . The noise strength may be parametrized either by  $N$  or by its variance [10]

$$\sigma_N^2 = \frac{1}{2\pi^2} \Psi'(N/2 + 1) = \frac{1}{2\pi^2} \left( \sum_{k=N/2+1}^{\infty} \frac{1}{k^2} \right) = \frac{1}{12} - \frac{1}{2\pi^2} \sum_{k=1}^{N/2} \frac{1}{k^2}, \quad (5)$$

where  $\Psi'$  stands for the derivative of the digamma function [11]. Asymptotically  $\sigma_N^2 \underset{(N \rightarrow \infty)}{\sim} 1/N \rightarrow 0$ . In this case  $A_{lr} = \binom{N}{l} \delta_{lr}$ , while  $u_l(x) = v_l(x) = \sin^l(\pi x) \cos^{N-l}(\pi x)$ .

For a deterministic system, the action of the FP-operator is described by (1). In the presence of a stochastic perturbation this equation needs to be modified,

$$\rho'(y) = \int \mathcal{P}(f(x), y) \rho(x) dx. \quad (6)$$

Due to the decomposition property (3c) we may write

$$\begin{aligned}\rho'(y) &= \sum_{l,r=0}^N A_{lr} \int_0^1 u_r(f(x)) v_l(y) \rho(x) dx \\ &= \sum_{r=0}^N \left[ \int_0^1 u_r(f(x)) \rho(x) dx \right] \tilde{v}_r(y),\end{aligned}\tag{7}$$

where  $\tilde{v}_r = \sum_{l=0}^N A_{lr} v_l$ . Thus any initial density is projected by the FP-operator into the vector space spanned by the functions  $\tilde{v}_r$ . Eventually, we can represent the action of this operator by a matrix of size  $N + 1$  acting on the vector of expansion coefficients. Writing  $\rho(x) = \sum_l \alpha_l \tilde{v}_l(x)$  we obtain

$$\rho'(y) = \sum_k \tilde{v}_k(y) \alpha'_k = \sum_{kl} \tilde{v}_k(y) \mathbf{D}_{kl} \alpha_l,\tag{8}$$

where  $\mathbf{D}_{kl} = \int dx u_k(f(x)) \tilde{v}_l(x)$ . It is worth emphasizing that the matrix representation of the FP-operator for the system with noise is *finite dimensional*, while the FP-operator connected with the deterministic case acts in an infinite dimensional space.

### 3 Examples

In [12] it was conjectured that for continuous dynamics the spectrum of the system with noise should tend to the spectrum of the operator describing the deterministic system, if the amplitude of noise tends to zero. This correspondence is based on solving eigenvalue problem for the Foker–Planck equation – which a priori is not a simpler task than calculating the spectrum of the Frobenius–Perron operator. In our approach we can find approximation of the exact spectrum just by matrix diagonalization. The larger dimension of the matrix  $\mathbf{D}$ , the smaller variance  $\sigma^2$  of the noise, and the better the approximation of the spectrum of the deterministic system. In order to show, how the spectrum of the Frobenius–Perron operator could be approximated by our procedure we calculate it for a simple one–dimensional map.

First of all we have to consider stability of the spectrum if the system is subjected to a stochastic perturbation. To address this problem it is useful to introduce a notion of *essential spectrum* [13, 14]. It is a part of the spectrum contained in the smallest disc of radius  $r$  such that all eigenvalues outside it are isolated and of finite multiplicity<sup>1</sup>. Blank and Keller have shown [13]

---

<sup>1</sup>For linear piecewise expanding 1D maps it was shown in [15] that  $r = \lim_{n \rightarrow \infty} \sqrt[n]{1/\lambda_f^n}$  where  $\lambda_f$  is the smallest absolute value of the derivative of  $f$ .

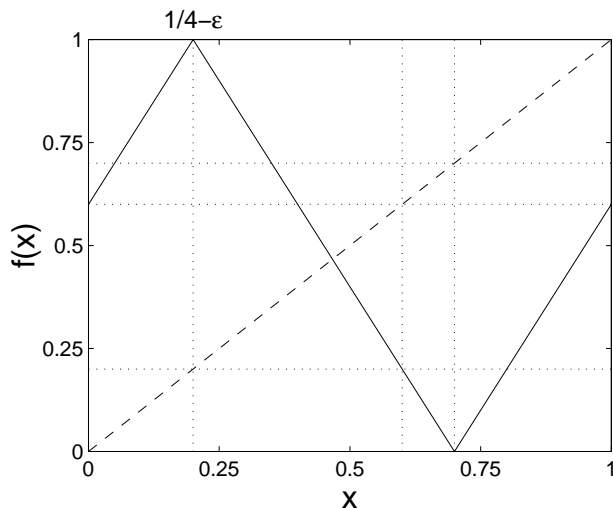


Figure 2: Map given by Eq. (9) for  $\epsilon = 1/20$  together with its Markov partition denoted by dotted lines.

that for piecewise expanding maps (without periodic points, for which the derivative  $f'$  is not defined) subjected to any local perturbation, eigenvalues outside essential spectrum are close to those of the deterministic system.

We analyze a family of piecewise expanding maps which have isolated eigenvalues outside the essential spectrum

$$f(x) = \begin{cases} 2(x + \epsilon) + 1/2 & x < 1/4 - \epsilon \\ 3/2 - 2(x + \epsilon) & x \in [1/4 - \epsilon, 3/4 - \epsilon] \\ 2(x + \epsilon) - 3/2 & x \geq 3/4 - \epsilon \end{cases} . \quad (9)$$

and subject it to the perturbation (4) (non local in sense of [13]). Since the absolute value of the slope  $|f'(x)|$  is constant and equal to 2, the radius of the essential spectrum equals  $1/2$  independently of the parameter  $\epsilon$ . For  $\epsilon = 0$  there are two eigenvalues with modulus 1 ( $\pm 1$ ) – the system separates into two subsystems  $\Omega_1 = (0, \frac{1}{2})$  and  $\Omega_2 = (\frac{1}{2}, 1)$  which exchange positions with each other under every iteration of the map. This fact is related to the presence of  $\lambda_2 = -1$  in the spectrum. If we increase  $\epsilon$  then the modulus of the negative eigenvalue will decrease. However, for sufficiently small  $\epsilon$  the subleading (with second largest modulus) eigenvalue is still located outside the essential spectrum so we expect to approximate it with our procedure. For certain values of  $\epsilon$  we may construct Markov partitions of  $\Omega$ , write down the corresponding stochastic transition matrix  $\mathbf{T}$  and find analytically its subleading eigenvalue  $\lambda_2$  which determines the rate of convergence to the equilibrium. Fig. 2 presents map (9) for  $\epsilon = 1/20$  together with its Markov

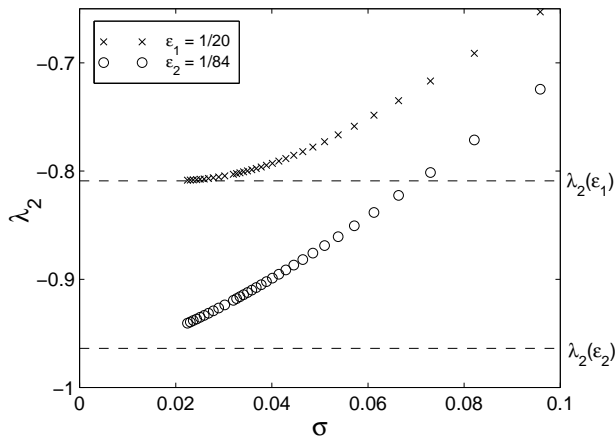


Figure 3: Subleading eigenvalue as a function of noise width  $\sigma$  for map defined by (9) plotted for  $\epsilon = 1/20$  and  $\epsilon = 1/84$  together with the deterministic limit represented by horizontal lines.

partition. In this case

$$\mathbf{T} = \begin{pmatrix} 0 & 0 & 1/4 & 3/4 \\ 0 & 1/2 & 1/8 & 3/8 \\ 1 & 0 & 0 & 0 \\ 1/3 & 2/3 & 0 & 0 \end{pmatrix}, \quad (10)$$

and  $\lambda_2 = -(1 + \sqrt{5})/4 \approx -0.809$ , while for  $\epsilon = 1/84$  we have  $\lambda_2 \approx -0.9638$ . Fig. 3 presents the second eigenvalue  $\lambda_2$  of the FP-operator for the system with noise obtained by numerical diagonalization of  $(N + 1)$  dimensional matrix  $\mathbf{D}$  as a function of the noise width  $\sigma$  for two different values of  $\epsilon$ . With decreasing noise strength  $\sigma$  the second eigenvalue tends to its deterministic counterpart (represented by dashed horizontal lines). For  $\epsilon = 1/20$  a fair approximation is obtained already for  $N = 200$  ( $\sigma \approx 0.02$ ), whereas for  $\epsilon = 1/84$  we need smaller noise to obtain satisfactory results. Fig. 4 shows the motion of four eigenvalues with the largest moduli in the complex plane as the noise strength is decreased. Convergence of the eigenvalue outside essential spectrum to its deterministic counterpart is much faster than these of the two other eigenvalues belonging to the essential spectrum (one may even question, whether they at all converge to the deterministic value). In the same way we expect that eigenvectors tend to their deterministic counterparts. Fig. 5 presents the second eigenvector obtained from the matrix representation of the FP-operator in the noisy system ( $\epsilon = 1/84$ ) for  $\sigma \approx 0.02$  (dashed line) and from the transition matrix of the Markov partition.

Eventually, we can compare the values of the subleading eigenvalue of the

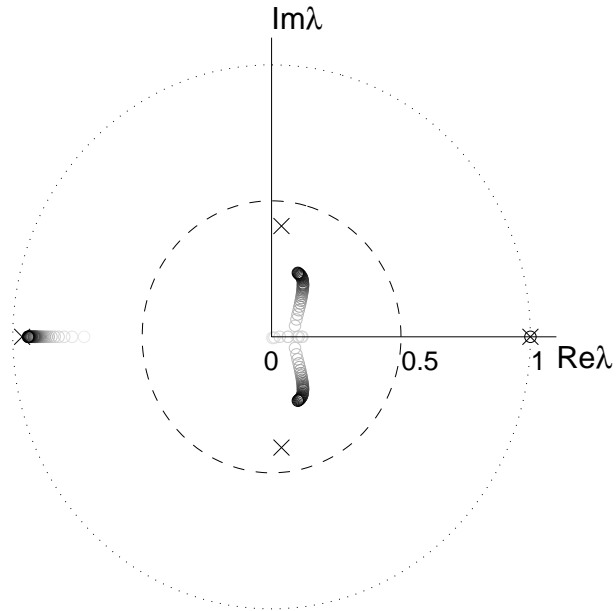


Figure 4: Plot of four largest eigenvalues in the complex plane as a function of the noise strength for  $\epsilon = 1/84$ . The darker color, the smaller noise, which changes from  $\sigma_1 \approx 0.1$  to  $\sigma_2 \approx 0.02$  ( $N_1 = 10$ ,  $N_2 = 200$ ). Crosses represent the eigenvalues of the transition matrix  $\mathbf{T}$  with the largest moduli, while dashed circle of radius  $1/2$  represents the essential spectrum.

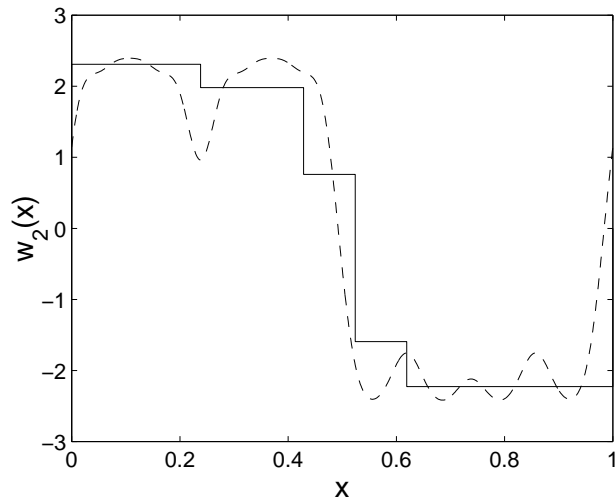


Figure 5: Eigenvector corresponding to the second eigenvalue obtained from the matrix representation of the FP-operator of noisy system ( $\epsilon = 1/84$ ) for  $\sigma \approx 0.02$  (dashed line) and from the transition matrix  $\mathbf{T}$  of the deterministic system (solid line).

spectrum with the decay rate of the autocorrelation function. The correlation function of any function  $h(x)$ , defined by a time average

$$C_h(n) = \lim_{t \rightarrow \infty} \frac{1}{T} \sum_{t=1}^T h(x(t+n))h(x(t)) \quad (11)$$

is called autocorrelation function in the simplest case  $h(x) = x$ . For an ergodic system it can be expressed by an average over the phase space with respect to the invariant measure  $\rho(x)$

$$C(n) = \int_{\Omega} dx \rho(x) x(n) x, \quad \text{where } x(n) = f^n(x). \quad (12)$$

In the case considered, in which the dynamics is composed of two parts — deterministic and stochastic (see (2)) — one has to average additionally over different realizations of the stochastic perturbation. Let us consider first the one-step correlation function

$$C(1) = \int \langle x(f(x) + \xi) \rangle \rho(x) dx, \quad (13)$$

where the angle brackets denote averaging over different realizations of the noise ( $\xi$ ). Employing property (3c) we can write

$$\begin{aligned} C(1) &= \int \mathcal{P}(f(x), x') x x' \rho(x) dx dx' = \sum_k \int u_k(f(x)) \tilde{v}_k(x') x x' \rho(x) dx dx' \\ &= \sum_k \left( \int \tilde{v}_k(x') x' dx' \right) \left( \int u_k(f(x)) x \rho(x) dx \right) = \vec{v} \cdot \vec{u}, \end{aligned} \quad (14)$$

where we have defined  $\vec{v}$  and  $\vec{u}$  as vectors of the integrals,  $\int dx' \tilde{v}_k(x') h(x')$  and  $\int dx \rho(x) u_k(f(x)) h(x)$  for  $k = 0, \dots, N$ . In an analogous way we obtain the correlation function of any observable  $h$  for longer delay times

$$\begin{aligned} C_h(n) &= \int \mathcal{P}(f(x_1), x_2) \dots \mathcal{P}(f(x_n), x_{n+1}) h(x_1) h(x_{n+1}) \rho(x_1) d^{n+1}x \\ &= \vec{v} \mathbf{D}^{n-1} \vec{u}, \quad n > 0, \end{aligned} \quad (15)$$

where  $(N + 1)$ -dimensional matrix  $\mathbf{D}$  is already defined in (8). Thus one may expect the correlation function to be composed of a  $N + 1$  exponentially decaying modes determined by the moduli of the eigenvalues of the matrix representation of the FP-operator. An example of such a situation is presented in Fig. 6. The autocorrelation function is calculated by choosing  $10^6$



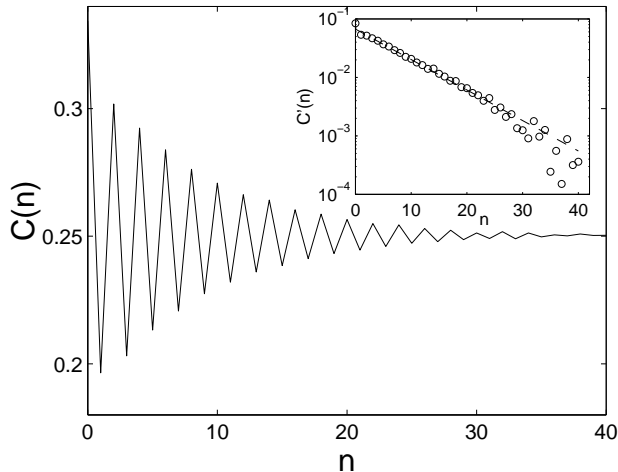


Figure 6: Correlation function for map (9) with  $\epsilon = 1/84$  and width of noise  $\sigma \approx 0.045$ . The inset presents  $C'(n) = |C(n) - C(\infty)|$  in semilog scale. Exponential fit gives  $\log C' \approx -0.1198n$  while the subleading eigenvalue of the matrix  $\mathbf{D}$  gives  $\log |\lambda_2| = -0.1201$ .

points according to the uniform distribution in  $\Omega$  and evolving them by system  $f$  given by (9) with  $\epsilon = 1/84$  (and the noise characterized by  $N = 50$ ). The value of the decay exponents obtained from the best exponential fit (see inset in Fig. 6) agrees up to 2% with the one we get from the second eigenvalue of the matrix representation of the FP-operator.

Note that the observed decay of correlation was studied for an ensemble of points distributed uniformly in  $\Omega$ , that is according to the invariant measure of the system. This seems to be more natural approach than in the case recently analyzed by Weber *et al.* [16, 17], in which the initial density was determined by the selected eigenvector, while the observed decay rate was governed by the corresponding eigenvalue.

## 4 Conclusions

The aim of this paper is twofold. We point out that by introducing a stochastic noise into a deterministic system and later tending with its strength to zero one may distinguish a “physically” important part of the spectrum of the associated FP-operator. In this way we suggest to define a “physical” spectrum of the classical map, as this is robust with respect to stochastic perturbations. Moreover, we provide a method for approximation of the spectrum and eigenvectors of the FP-operator by applying a suitable noise decompos-

able in the sense of (3c). This technique seems to be more justified from the physical point of view than just truncating the infinite dimensional matrix representation to some finite dimension e.g. [16] (thus effectively introducing some perturbation), since one constructs a system with noise of known properties and can decrease the amplitude of the perturbation in a controlled way. Another methods of introducing noise into deterministic systems to analyze their spectral properties were recently used in [18, 19].

We demonstrated that the eigenvalues of the FP-operator located outside the essential spectrum are robust not only against local perturbations as proved in [13], but also against non-local perturbations of the form (4). Moreover, these stable eigenvalues have a direct physical meaning: they determine the rate of the exponential decay of correlation in the system. Thus our approach of analyzing dynamical system with a stochastic perturbation of a variable strength allows one to identify the physically important part of the FP spectrum without mathematical ambiguities of selecting a space, in which this operator acts.

On the other hand it would be interesting to analyze spectral properties of dynamical systems in presence of a stochastic perturbation fulfilling properties (3c) but different than (4) studied in this paper. We expect the eigenvalues of the FP-operator not belonging to its essential spectrum to be weakly dependent on the specific form of the probability distribution  $\mathcal{P}(\xi)$ , but this conjecture requires further verification.

We would like to thank W. Słomczyński and P. Pakoński for fruitful discussions. A.O. gratefully acknowledges financial support from Subsodium FNP 1/99. This work was supported by a Polish KBN grant no 2 P03B 072 19.

## References

- [1] H.G. Schuster, *Deterministic Chaos. An Introduction*, VCH Verlagsgesellschaft, 1988.
- [2] P. Gaspard, *Chaos, Scattering and Statistical Mechanics*, Cambridge, 1998.
- [3] D.J. Driebe, *Fully Chaotic Maps and Broken Time Symmetry*, Kluwer, Dordrecht 1999.
- [4] H.H. Hasegawa, W.C. Saphir, *Phys. Rev. A* **46** (1992) 7401.
- [5] P. Gaspard, *J. Stat. Phys.* **68** (1992) 673.

- [6] R.F. Fox, *Chaos* **5** (1995) 619.
- [7] M. Dellnitz, G. Froyland, S. Sertl, *Nonlinearity* **13** (2000) 1171.
- [8] I. Antoniou, V.A. Sadovnichii, S.A. Shkarin, *Phys. Lett. A* **258** (1999) 237.
- [9] A. Katok, B. Hasselblatt, *Introduction to the Modern Theory of Dynamical Systems*, Cambridge, 1995.
- [10] A. Ostruszka, P. Pakoński, W. Słomczyński, K. Życzkowski, *Phys. Rev. E* **62** (2000) 2018.
- [11] I. S. Gradshteyn and I. M. Ryzhik, *Table of Integrals, Series, Products* (Academic Press, New York. 1965).
- [12] P. Gaspard, G. Nicolis, A. Provata, S. Tasaki, *Phys. Rev. E* **51** (1995) 74.
- [13] M. Blank, G. Keller, *Nonlinearity* **11** (1998) 1351.
- [14] M. Blank, G. Keller, C. Liverani, [xxx.lanl.gov](http://xxx.lanl.gov) e-print archive nlin.CD/0104031.
- [15] G. Keller, *Comm. Math. Phys.* **96** (1984) 181.
- [16] J. Weber, F. Haake, P. Šeba, *Phys. Rev. Lett.* **85** (2000) 3620.
- [17] J. Weber, F. Haake, P.A. Braun, C. Manderfeld, P. Šeba, [xxx.lanl.gov](http://xxx.lanl.gov) e-print archive nlin.CD/0105047.
- [18] M. Khodas, S. Fishman, *Phys. Rev. Lett.* **84** (2000) 2837.
- [19] G. Blum, O. Agam, *Phys. Rev. E* **62** (2000) 1977.